



US00D720009S

(12) **United States Design Patent**
Cline et al.

(10) **Patent No.:** **US D720,009 S**

(45) **Date of Patent:** **** Dec. 23, 2014**

(54) **PENCIL SHARPENER**

(71) Applicants: **Scott Michael Cline**, New Albany, OH
(US); **James Ryan Eder**, Columbus, OH
(US)

(72) Inventors: **Scott Michael Cline**, New Albany, OH
(US); **James Ryan Eder**, Columbus, OH
(US)

(73) Assignee: **Elmer's Products, Inc.**, Westerville, OH
(US)

(**) Term: **14 Years**

(21) Appl. No.: **29/494,359**

(22) Filed: **Jun. 19, 2014**

(51) **LOC (10) Cl.** **19-06**

(52) **U.S. Cl.**
USPC **D19/73**

(58) **Field of Classification Search**
CPC B43L 23/008; B43L 23/08; B43L 23/00;
B43L 23/06
USPC D19/72, 73, 74; 30/451-462; 144/28.1,
144/28.11, 28.2-28.7, 28.72, 28.8, 28.9
See application file for complete search history.

(56) **References Cited**

U.S. PATENT DOCUMENTS

2,822,781	A *	2/1958	Burton	144/28.5
2,900,958	A *	8/1959	Johnson	144/28.71
3,134,365	A *	5/1964	Hori	144/28.5
D211,297	S *	6/1968	La Zar et al.	D19/73
3,556,182	A *	1/1971	Tanigami	144/28.5
D227,314	S *	6/1973	Mantelet	D7/386
D237,610	S *	11/1975	Macowski	D19/73
4,815,507	A *	3/1989	O'Rourke	144/285
D406,173	S *	2/1999	Chen	D19/73

5,875,555	A *	3/1999	Andrisin et al.	30/452
D495,004	S *	8/2004	Yuen	D19/73
D500,798	S *	1/2005	Yuen	D19/73
6,886,614	B2 *	5/2005	Ricono et al.	144/28.11
6,966,117	B1 *	11/2005	Cannon	30/451
7,134,461	B2 *	11/2006	Takada	144/28.72
D545,372	S *	6/2007	Kent et al.	D19/73
D569,914	S *	5/2008	Kotani et al.	D19/73
7,654,179	B2 *	2/2010	Parrish et al.	83/13
D614,698	S *	4/2010	Magid et al.	D19/73
8,205,649	B2 *	6/2012	Yeh et al.	144/28.72
8,353,323	B2 *	1/2013	Schumacher et al.	144/28.1
2013/0186517	A1 *	7/2013	Cheng et al.	144/28.72
2013/0263971	A1 *	10/2013	Hsu	144/414
2014/0144548	A1 *	5/2014	Huang	144/28.72

* cited by examiner

Primary Examiner — Elizabeth Albert

(74) *Attorney, Agent, or Firm* — McNees Wallace & Nurick

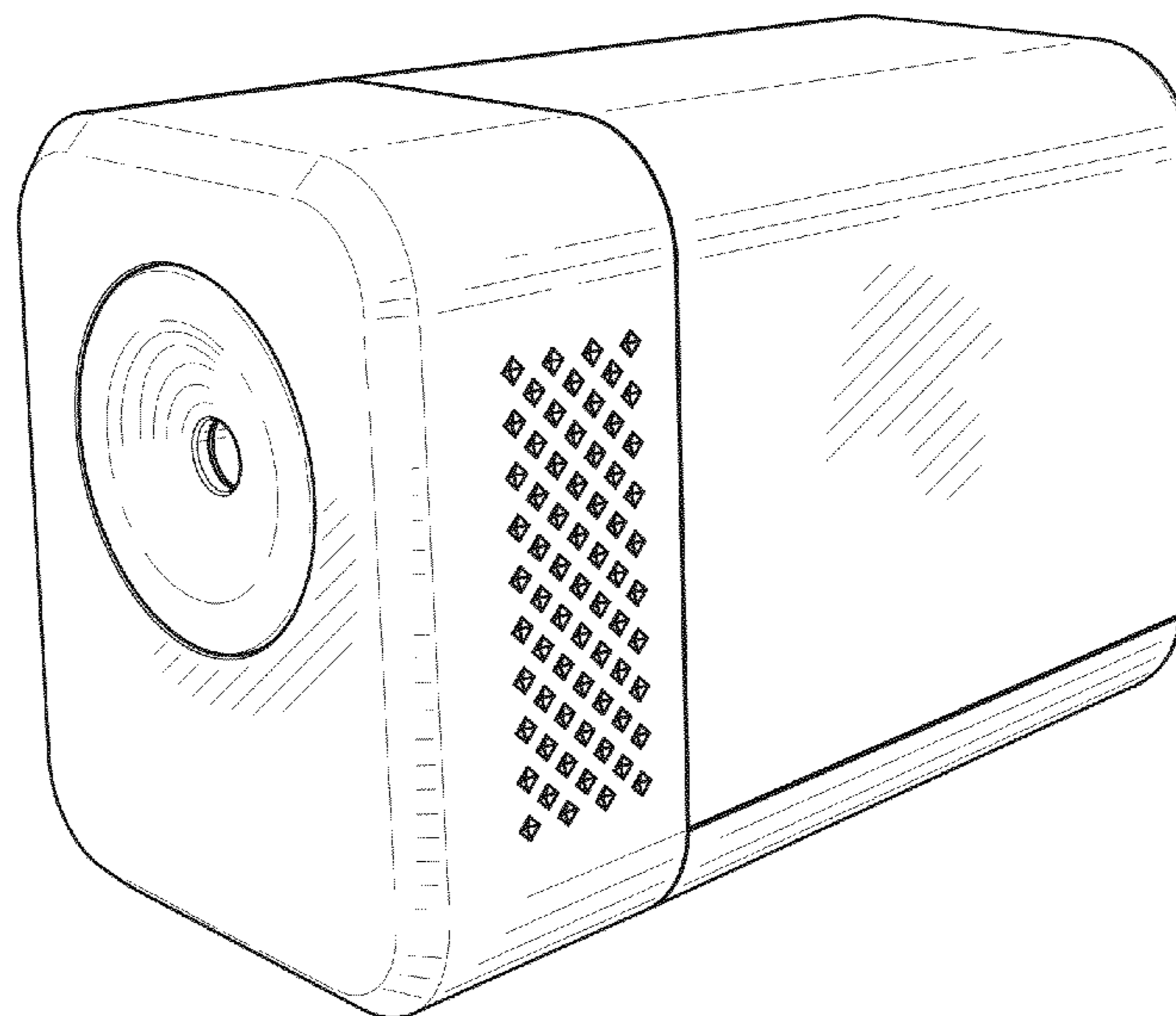
(57) **CLAIM**

The ornamental design for a pencil sharpener, as shown and described.

DESCRIPTION

FIG. 1 is a front perspective view of a pencil sharpener showing the design;
FIG. 2 is a front elevation view of the pencil sharpener of FIG. 1;
FIG. 3 is a left side elevation view of the pencil sharpener of FIG. 1;
FIG. 4 is right side elevation view of the pencil sharpener of FIG. 1;
FIG. 5 is a rear perspective view of the pencil sharpener of FIG. 1; and,
FIG. 6 is bottom view of the pencil sharpener of FIG. 1.
The broken lines in the drawings illustrate features that form no part of the claim.

1 Claim, 3 Drawing Sheets



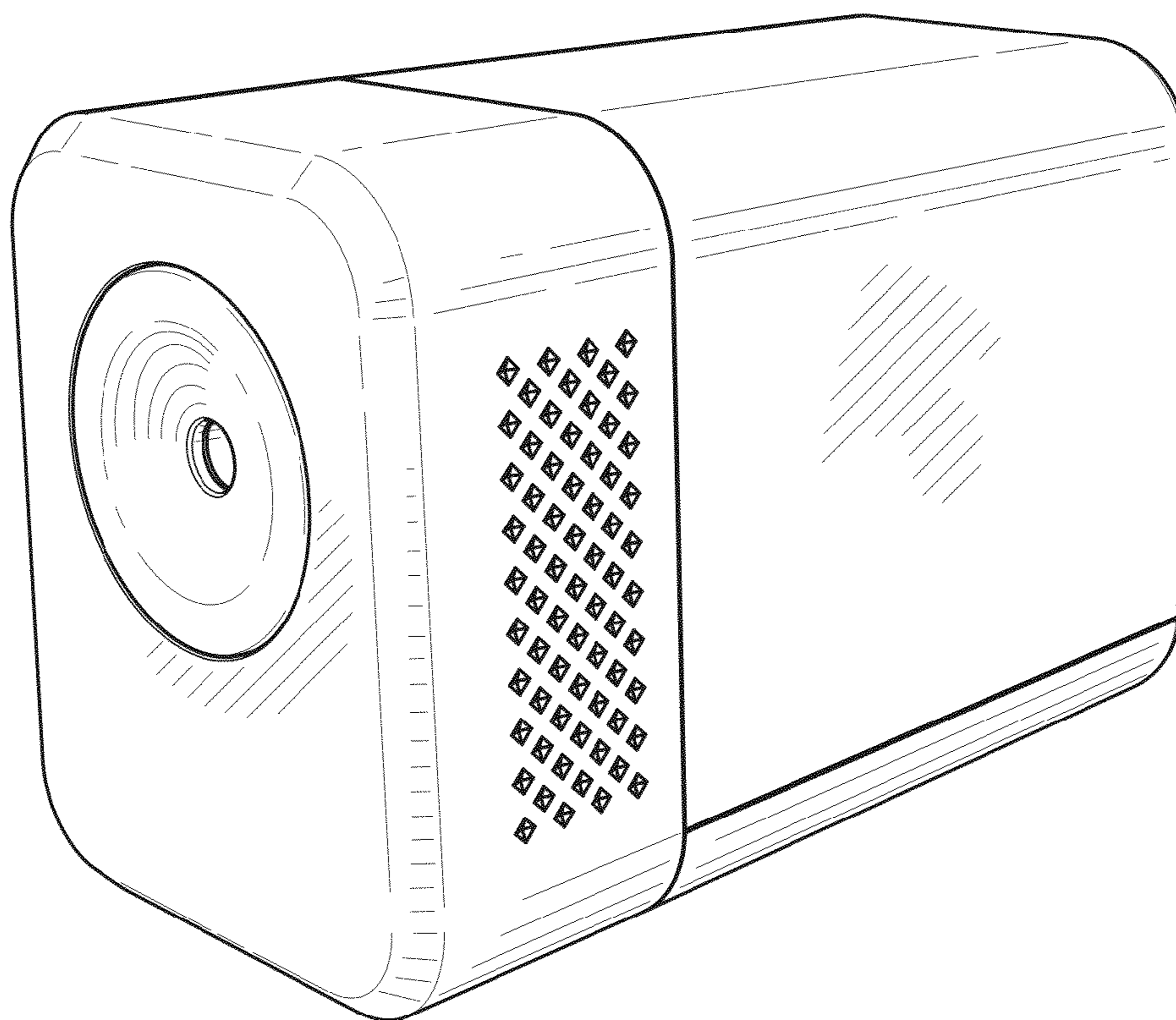


FIG. 1

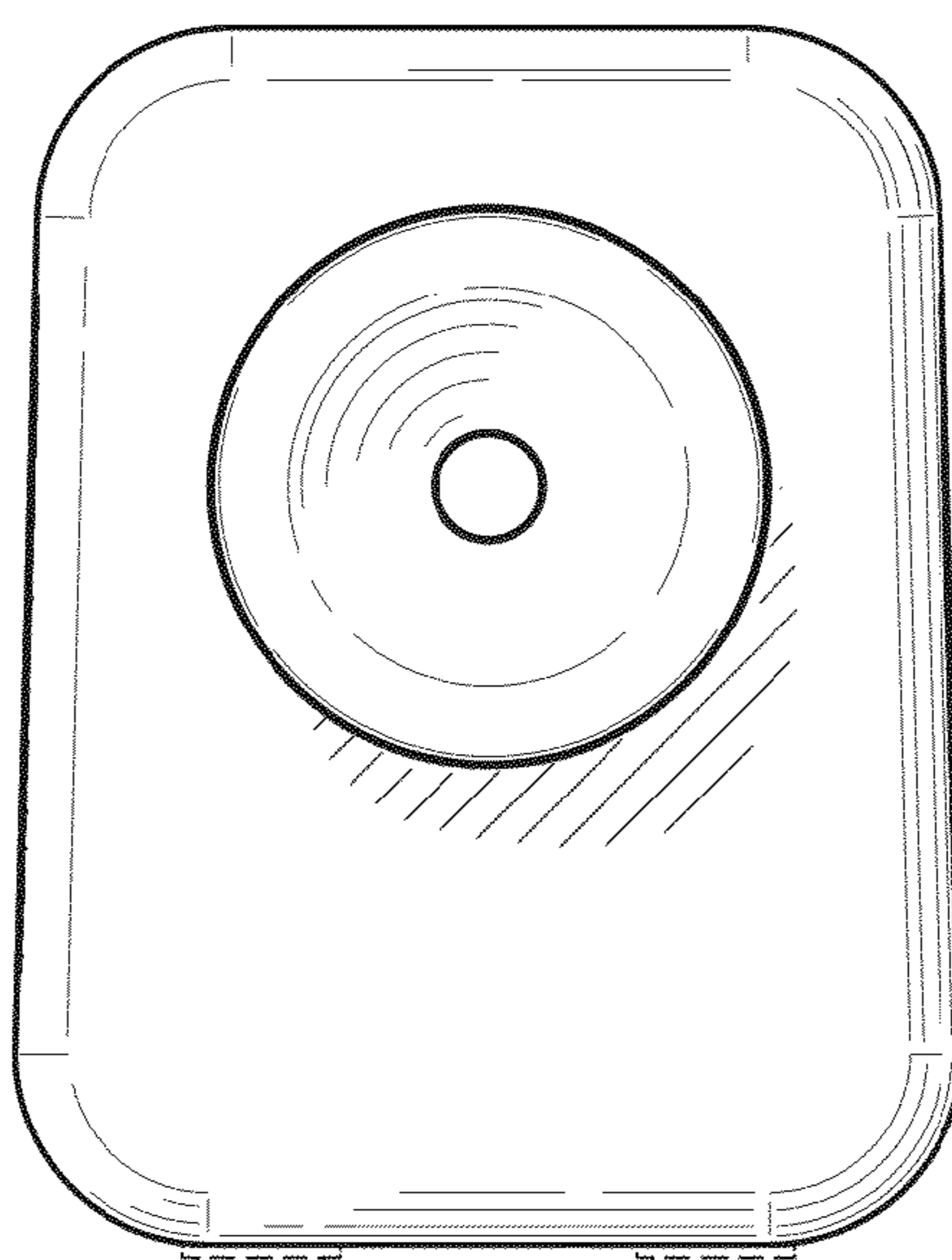


FIG. 2




FIG. 3

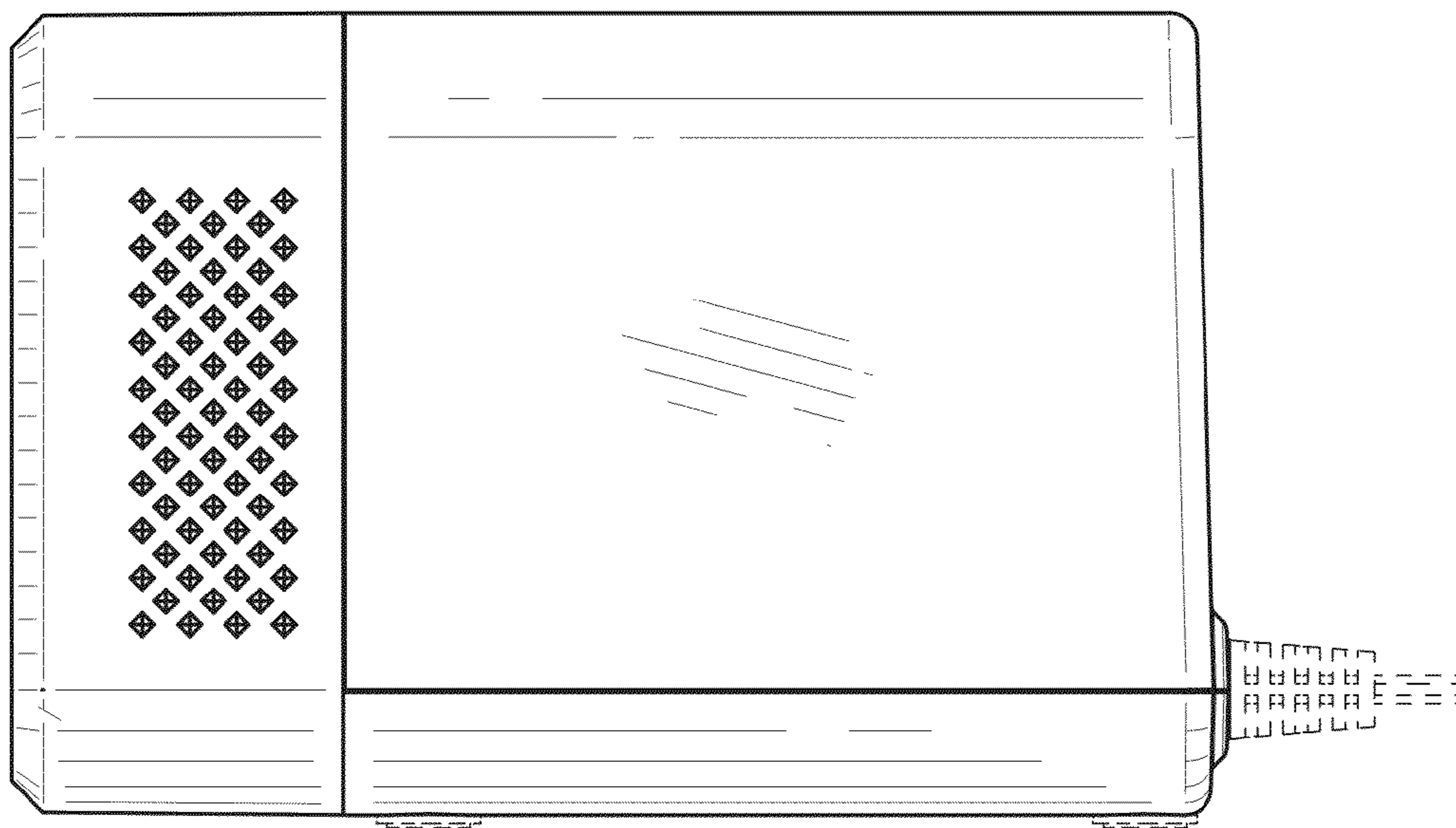


FIG. 4

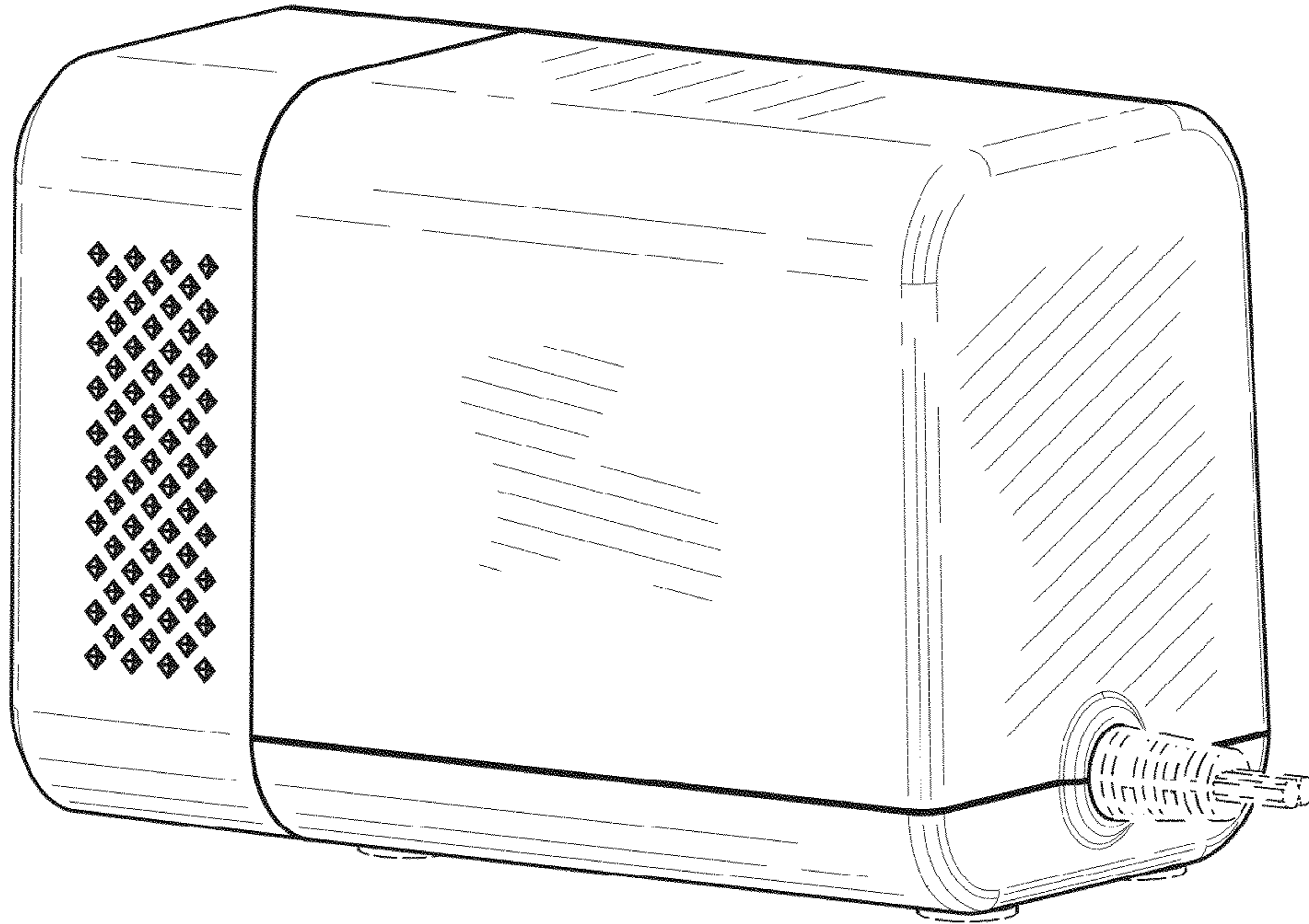


FIG. 5

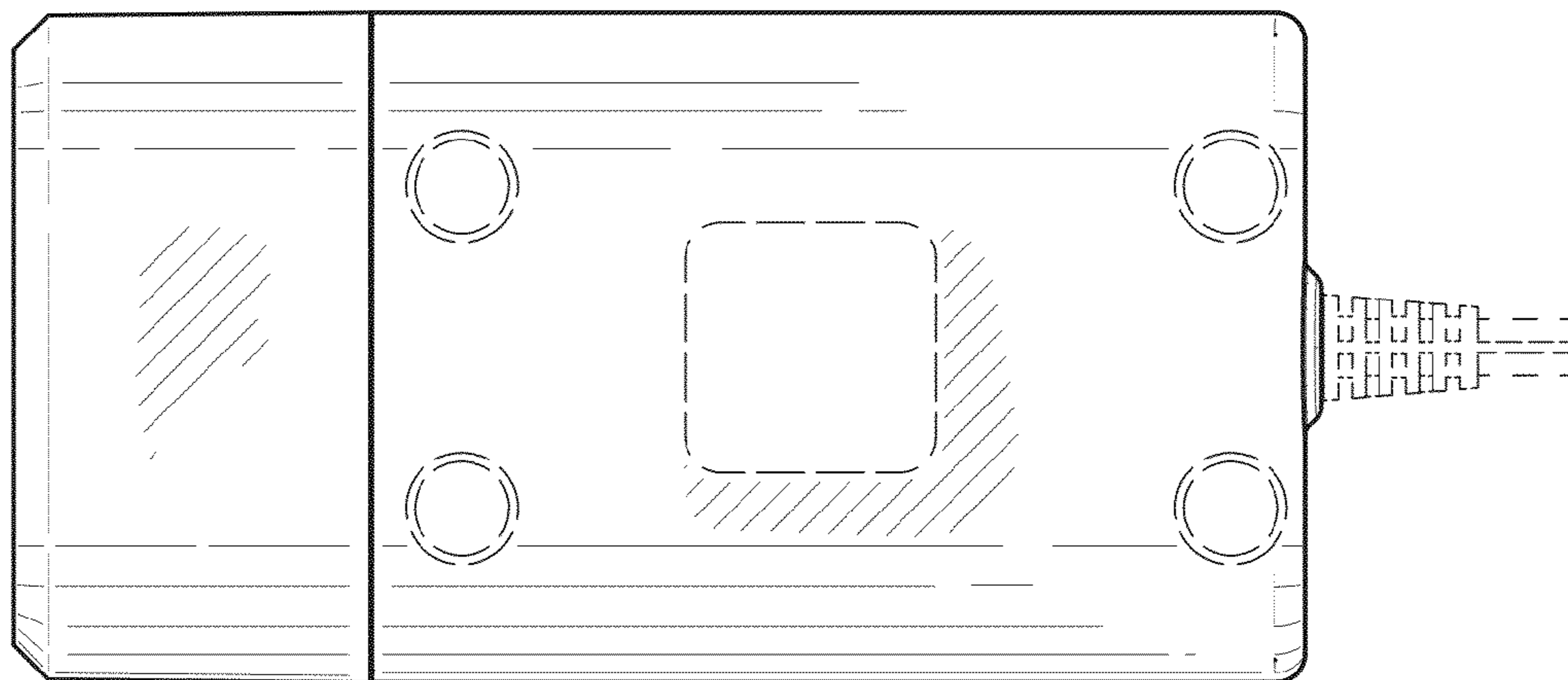


FIG. 6