



US00D720002S

(12) **United States Design Patent**
Weidauer et al.

(10) **Patent No.:** **US D720,002 S**

(45) **Date of Patent:** **** *Dec. 23, 2014**

(54) **PAD OF LABELS**

(71) Applicant: **Electronic Imaging Services, Inc.**,
Little Rock, AR (US)

(72) Inventors: **Jeffrey Weidauer**, Little Rock, AR (US);
Michael Wilkinson, Overland Park, KS
(US)

(73) Assignee: **Electronic Imaging Services, Inc.**,
Little Rock, AR (US)

(*) Notice: This patent is subject to a terminal disclaimer.

(**) Term: **14 Years**

(21) Appl. No.: **29/466,665**

(22) Filed: **Sep. 10, 2013**

(51) **LOC (10) Cl.** **19-01**

(52) **U.S. Cl.**
USPC **D19/1**

(58) **Field of Classification Search**
USPC D19/1-12, 20-34, 78, 87, 91, 100;
428/77, 43, 40.1, 42.2, 40.3, 192, 194;
156/182, 60; 206/425, 449; 281/3.1,
281/38, 21.1, 15.1, 16; 283/63.1, 64.1, 117,
283/61, 62, 60.2, 40, 101, 81; D6/582-594,
D6/596; 462/901, 72, 61; 412/1-8, 10;
211/11, 45, 50; 40/124.01-124.15,
40/121, 119

See application file for complete search history.

(56) **References Cited**

U.S. PATENT DOCUMENTS

237,223	A *	2/1881	Wight	281/16
4,590,109	A *	5/1986	Holmberg	428/41.7
6,217,443	B1 *	4/2001	Green, Jr.	462/19
6,254,955	B1 *	7/2001	Kuo et al.	428/42.2
6,627,285	B2 *	9/2003	Kuo et al.	428/40.1
D586,391	S *	2/2009	Pascale	D19/27
D667,494	S *	9/2012	Sato et al.	D19/1
D680,166	S *	4/2013	Sato et al.	D19/1
D683,397	S *	5/2013	Bratter et al.	D19/1

* cited by examiner

Primary Examiner — Caron D Veynar
Assistant Examiner — Abraham Bahta
(74) *Attorney, Agent, or Firm* — Jones Day

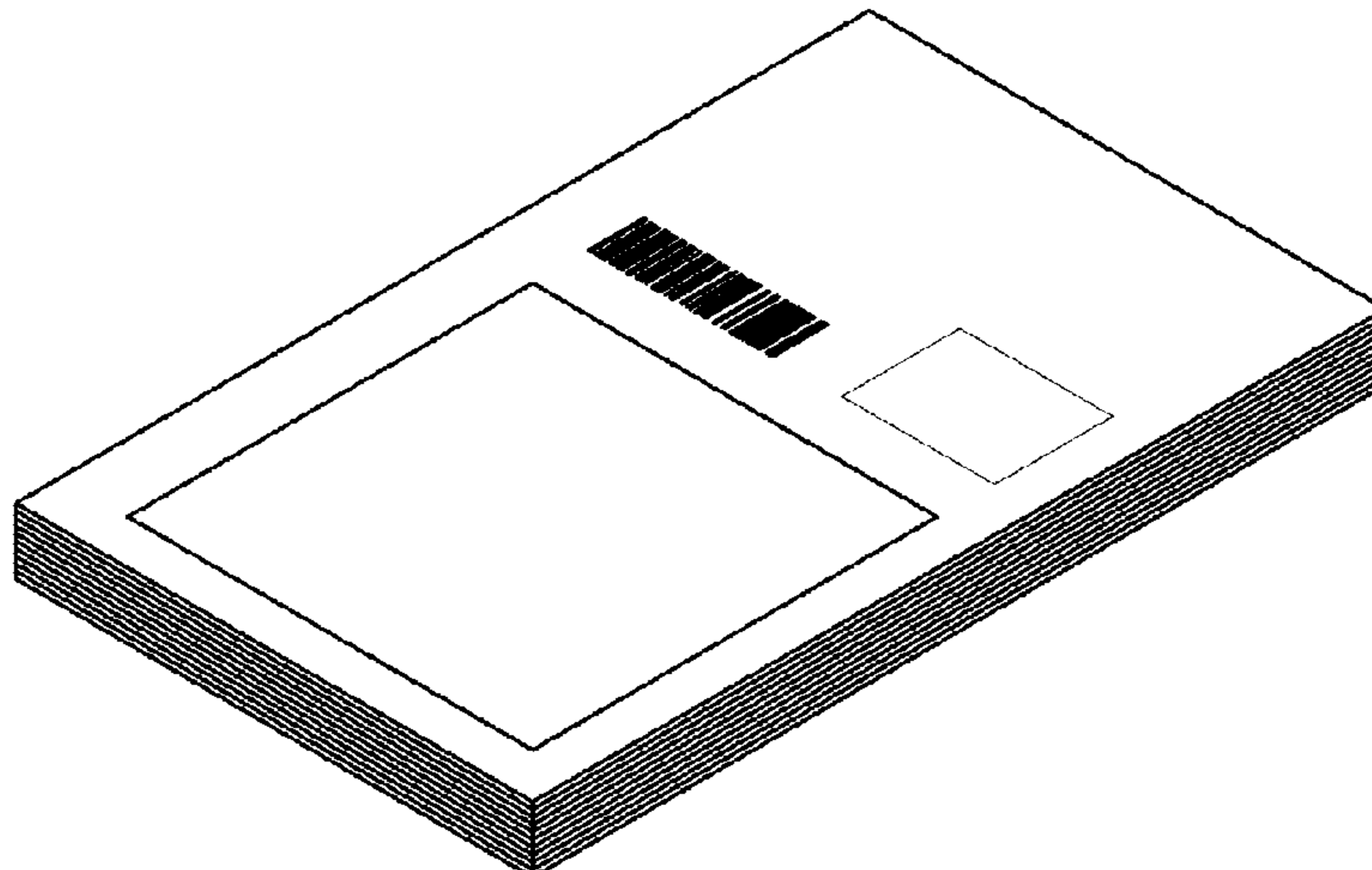
(57) **CLAIM**

The ornamental design for a pad of labels, as shown and described.

DESCRIPTION

FIG. 1 is a perspective view of a pad of labels;
FIG. 2 is a perspective view of one label from a pad of labels as shown in FIG. 1;
FIG. 3 is a top plan view of a pad of labels as shown in FIG. 1;
FIG. 4 is a bottom view of a pad of labels as shown in FIG. 1;
FIG. 5 is a right side view of one label from a pad of labels as shown in FIG. 1;
FIG. 6 is a left side view of one label from a pad of labels as shown in FIG. 1;
FIG. 7 is a front side view of one label from a pad of labels as shown in FIG. 1; and,
FIG. 8 is a back side view of one label from a pad of labels as shown in FIG. 1.

1 Claim, 1 Drawing Sheet



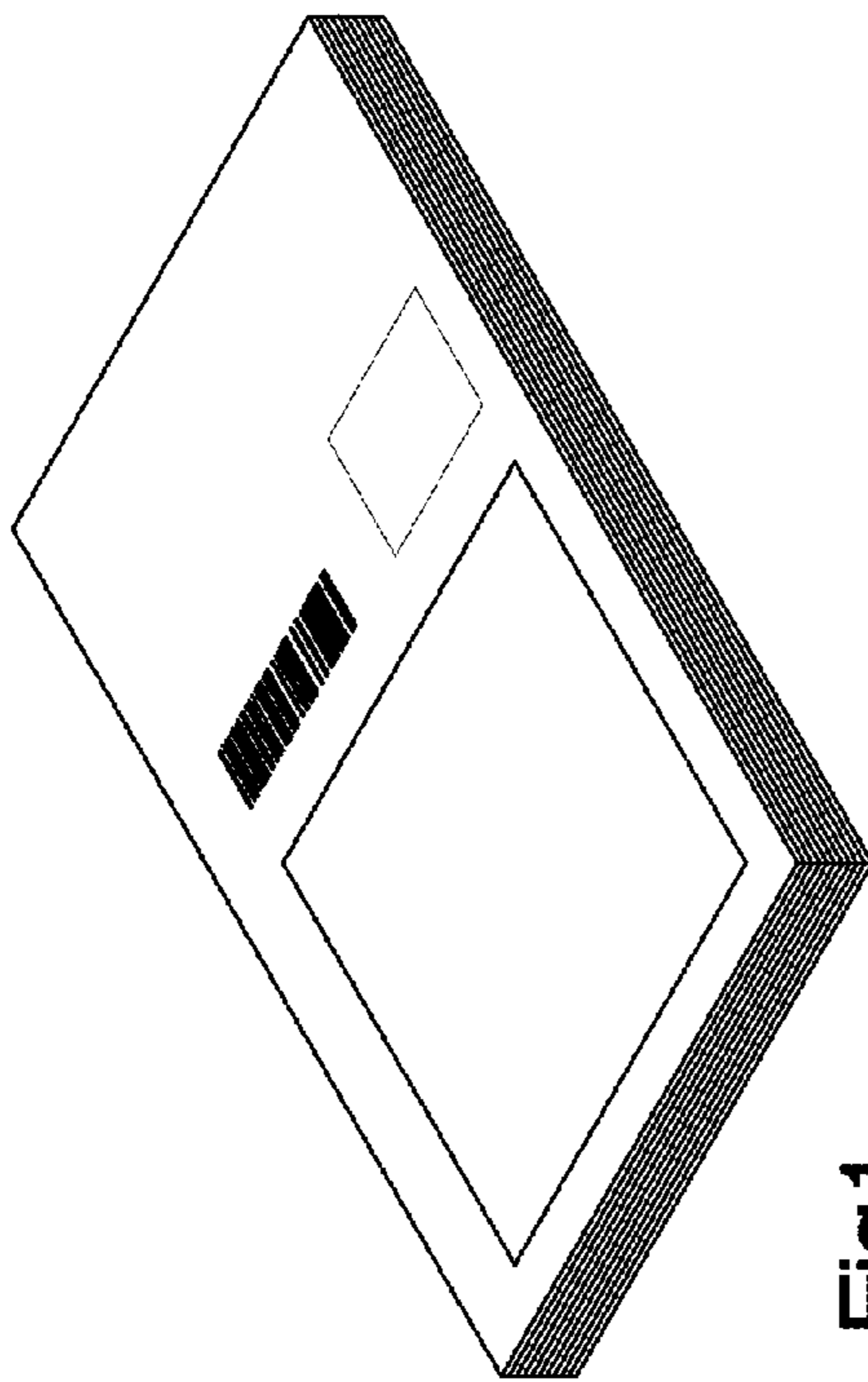
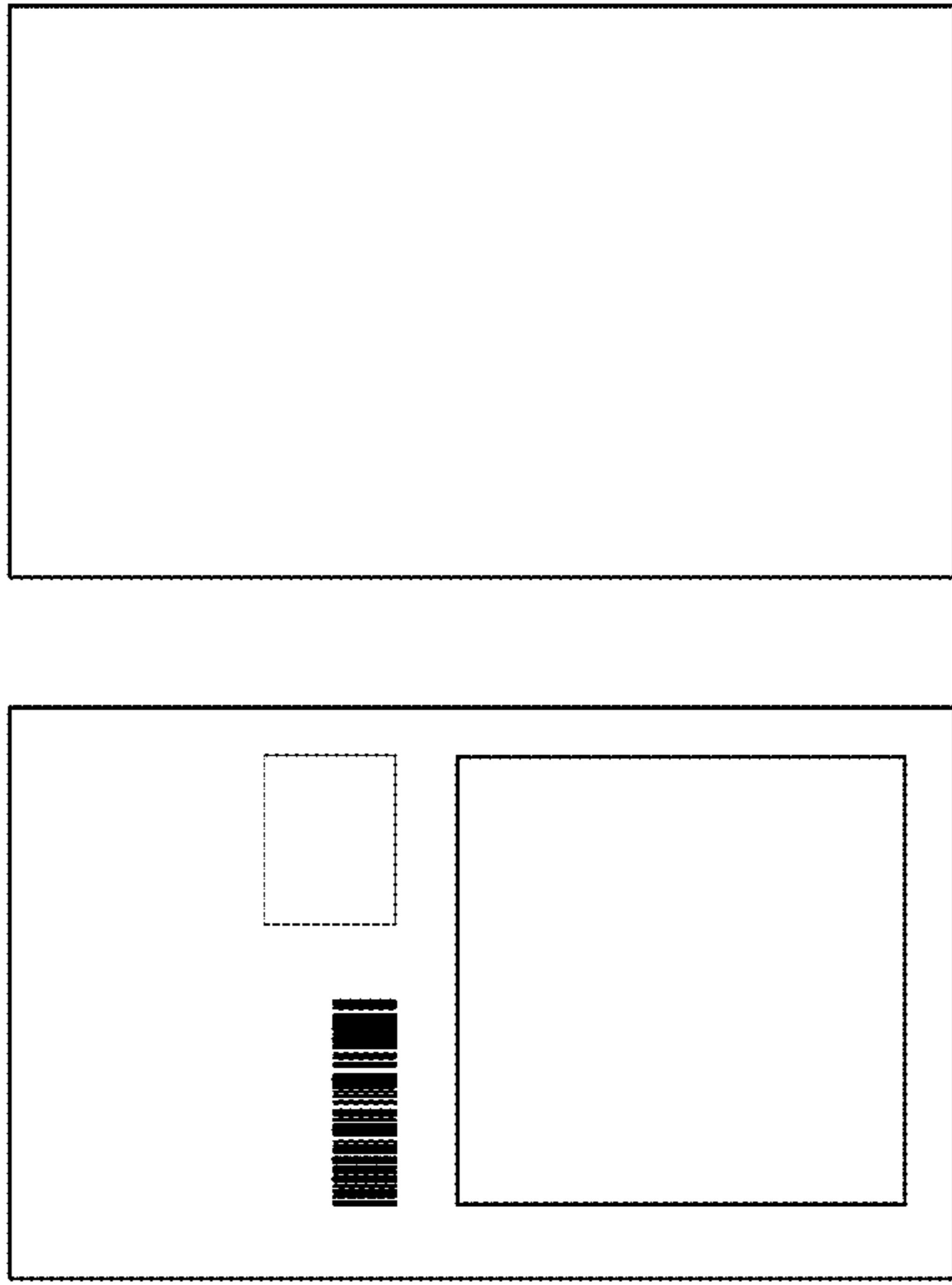


Fig.1

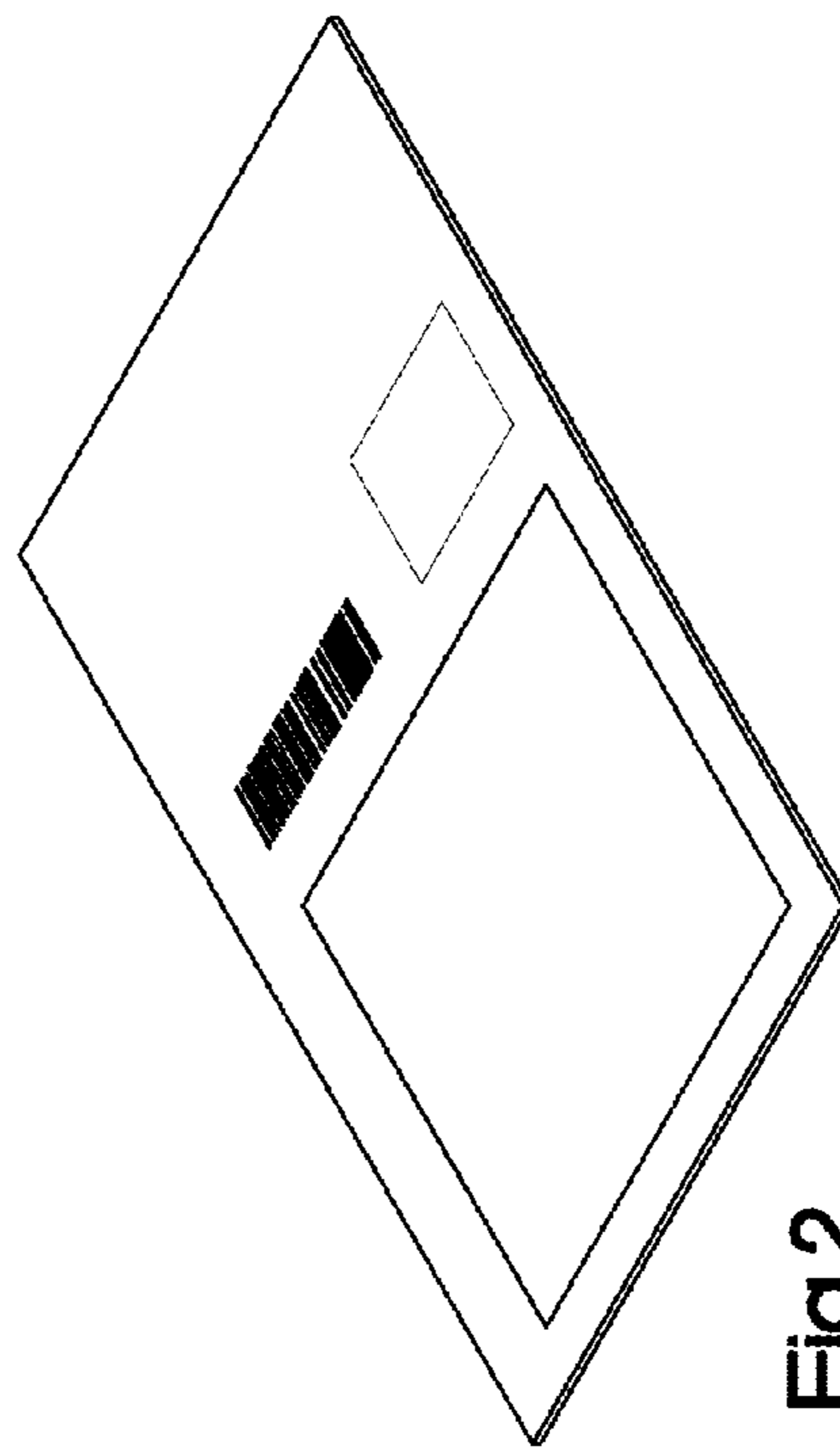


Fig.2



Fig.5



Fig.6



Fig.7



Fig.8