



US00D719972S

(12) **United States Design Patent**
Tabata et al.

(10) **Patent No.:** **US D719,972 S**
(45) **Date of Patent:** **** Dec. 23, 2014**

(54) **MOBILE PHONE DISPLAY SCREEN WITH TRANSITIONAL GRAPHICAL USER INTERFACE**

(71) Applicant: **Sharp Kabushiki Kaisha**, Osaka (JP)

(72) Inventors: **Masaki Tabata**, Osaka (JP); **Shingo Yamashita**, Osaka (JP); **Megumi Itoh**, Osaka (JP); **Miho Kageyama**, Osaka (JP); **Kenji Ishibashi**, Osaka (JP)

(73) Assignee: **Sharp Kabushiki Kaisha**, Osaka-shi, Osaka (JP)

(**) Term: **14 Years**

(21) Appl. No.: **29/436,049**

(22) Filed: **Oct. 31, 2012**

(30) **Foreign Application Priority Data**

Apr. 27, 2012 (JP) 2012-010009

(51) **LOC (10) Cl.** **14-04**

(52) **U.S. Cl.**
USPC **D14/486**; D14/488

(58) **Field of Classification Search**
CPC G06F 3/04883; G06F 3/04812
USPC D14/485–495; 715/700–867
See application file for complete search history.

(56) **References Cited**

U.S. PATENT DOCUMENTS

D506,474 S *	6/2005	Gildred	D14/486
D540,340 S *	4/2007	Cummins	D14/486
D574,388 S *	8/2008	Armendariz et al.	D14/486
D574,389 S *	8/2008	Armendariz et al.	D14/486
D576,171 S *	9/2008	Armendariz et al.	D14/486
D589,978 S *	4/2009	Barcheck et al.	D14/489

D593,126 S *	5/2009	Danton	D14/489
D593,575 S *	6/2009	Ball et al.	D14/486
D597,101 S *	7/2009	Chaudhri et al.	D14/488
D604,305 S *	11/2009	Anzures et al.	D14/486
D606,129 S *	12/2009	Ben-Moshe	D21/517
D627,790 S *	11/2010	Chaudhri	D14/486
D628,581 S *	12/2010	Kurozumi et al.	D14/488
D633,921 S *	3/2011	Brinda	D14/488
D636,392 S *	4/2011	Akana et al.	D14/341
D638,835 S *	5/2011	Akana et al.	D14/341

(Continued)

OTHER PUBLICATIONS

Design U.S. Appl. No. 29/436,018, filed Oct. 31, 2012 (pending).

(Continued)

Primary Examiner — Barbara Fox

(74) Attorney, Agent, or Firm — Nixon & Vanderhye, P.C.

(57) **CLAIM**

The ornamental design for “mobile phone display screen with transitional graphical user interface,” as shown and described.

DESCRIPTION

FIG. 1 is a first image in a sequence of images for a mobile phone display screen with transitional graphical user interface in accordance with our new design;

FIG. 2 is a second image in the sequence;

FIG. 3 is a third image in the sequence;


FIG. 4 is a top view of the mobile phone; and,

FIG. 5 is a right-side elevation view of the mobile phone.

The appearance of the transitional image sequentially transitions between the images shown in FIGS. 1-3. The process or period in which one image transitions to another image forms no part of the claimed design.

The broken line showing of the mobile phone are included for the purpose of illustrating environment and form no part of the claimed design.

1 Claim, 4 Drawing Sheets



(56)

References Cited

U.S. PATENT DOCUMENTS

8,059,139 B2 * 11/2011 Muramatsu et al. 345/636
 8,074,184 B2 * 12/2011 Garside et al. 715/854
 D659,158 S * 5/2012 Clymer D14/488
 D664,975 S * 8/2012 Arnold D14/487
 D664,984 S * 8/2012 Lee et al. D14/488
 D668,261 S * 10/2012 Arnold et al. D14/488
 D668,667 S * 10/2012 Song et al. D14/486
 D680,109 S * 4/2013 Akana et al. D14/341
 D680,130 S * 4/2013 Khan et al. D14/486
 D682,875 S * 5/2013 Frijlink et al. D14/488
 D689,898 S * 9/2013 Gallant et al. D14/488
 D689,899 S * 9/2013 Lee et al. D14/488
 D690,217 S * 9/2013 Sands et al. D10/103
 D690,321 S * 9/2013 Ho Kushner et al. D14/489
 D699,733 S * 2/2014 Chaudhri D14/486

D701,868 S * 4/2014 Chaudhri D14/486
 D702,699 S * 4/2014 d'Amore et al. D14/485
 D703,695 S * 4/2014 Anzures et al. D14/492
 D707,236 S * 6/2014 Yang et al. D14/486
 D707,704 S * 6/2014 Capua et al. D14/488
 D708,210 S * 7/2014 Capua et al. D14/488
 D709,906 S * 7/2014 Jonasson et al. D14/486
 2012/0023441 A1 * 1/2012 Wu et al. 715/787
 2012/0036466 A1 * 2/2012 Venon et al. 715/772
 2012/0079432 A1 * 3/2012 Lee et al. 715/838

OTHER PUBLICATIONS

Design U.S. Appl. No. 29/436,025, filed Oct. 31, 2012 (pending).
 Design U.S. Appl. No. 29/436,033, filed Oct. 31, 2012 (pending).
 Design U.S. Appl. No. 29/436,043, filed Oct. 31, 2012 (pending).

* cited by examiner




FIG. 1




FIG. 2




FIG. 3



FIG. 4




FIG. 5