



US00D719949S

(12) **United States Design Patent**  
**Tussy**

(10) **Patent No.:** **US D719,949 S**

(45) **Date of Patent:** **\*\* Dec. 23, 2014**

(54) **MOBILE PHONE CASE**

(71) Applicant: **Kevin Alan Tussy**, Las Vegas, NV (US)

(72) Inventor: **Kevin Alan Tussy**, Las Vegas, NV (US)

(\*\*) Term: **14 Years**

(21) Appl. No.: **29/441,775**

(22) Filed: **Jan. 9, 2013**

**Related U.S. Application Data**

(63) Continuation-in-part of application No. 29/438,701, filed on Dec. 1, 2012.

(51) **LOC (10) Cl.** ..... **14-03**

(52) **U.S. Cl.**  
USPC ..... **D14/250**

(58) **Field of Classification Search**  
USPC ..... D14/138 AD, 138 C, 138 G, 203.7, 230, D14/238.1, 240, 247, 248, 250, 253, 341, D14/345, 346, 356, 439, 440, 447, 480.5, D14/496; D13/103, 107, 119; D3/201, 218, D3/269, 24, 303; 206/320; 455/456.1, 455/575.1, 575.4, 575.8; D19/27  
See application file for complete search history.

(56) **References Cited**

**U.S. PATENT DOCUMENTS**

D377,049 S \* 12/1996 Guyer et al. .... D19/27  
D384,499 S \* 10/1997 Gaestel ..... D3/247

D590,151 S \* 4/2009 Karobkina et al. .... D3/247  
D610,798 S \* 3/2010 Silvera ..... D3/218  
D623,180 S \* 9/2010 Diebel ..... D14/250  
D631,482 S \* 1/2011 Yu et al. .... D14/480.5  
D679,685 S \* 4/2013 Cox ..... D14/250  
D686,607 S \* 7/2013 Hong ..... D14/250  
D695,013 S \* 12/2013 Minn et al. .... D3/247  
D696,256 S \* 12/2013 Piedra et al. .... D14/440  
D701,043 S \* 3/2014 Minn et al. .... D3/247

\* cited by examiner

*Primary Examiner* — Thomas Johannes

*Assistant Examiner* — Chelsea Sealey

(74) *Attorney, Agent, or Firm* — Weide & Miller, Ltd.

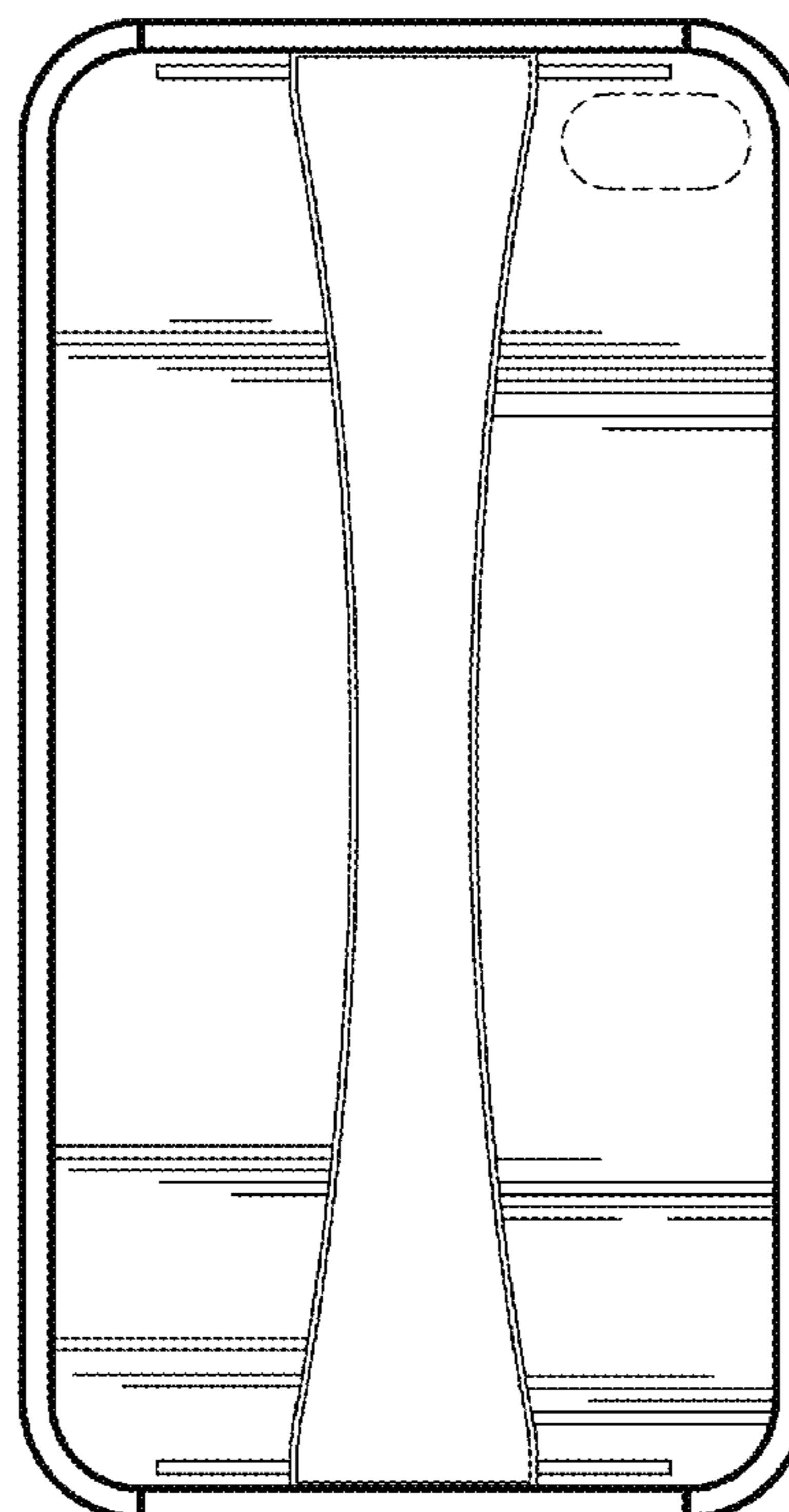
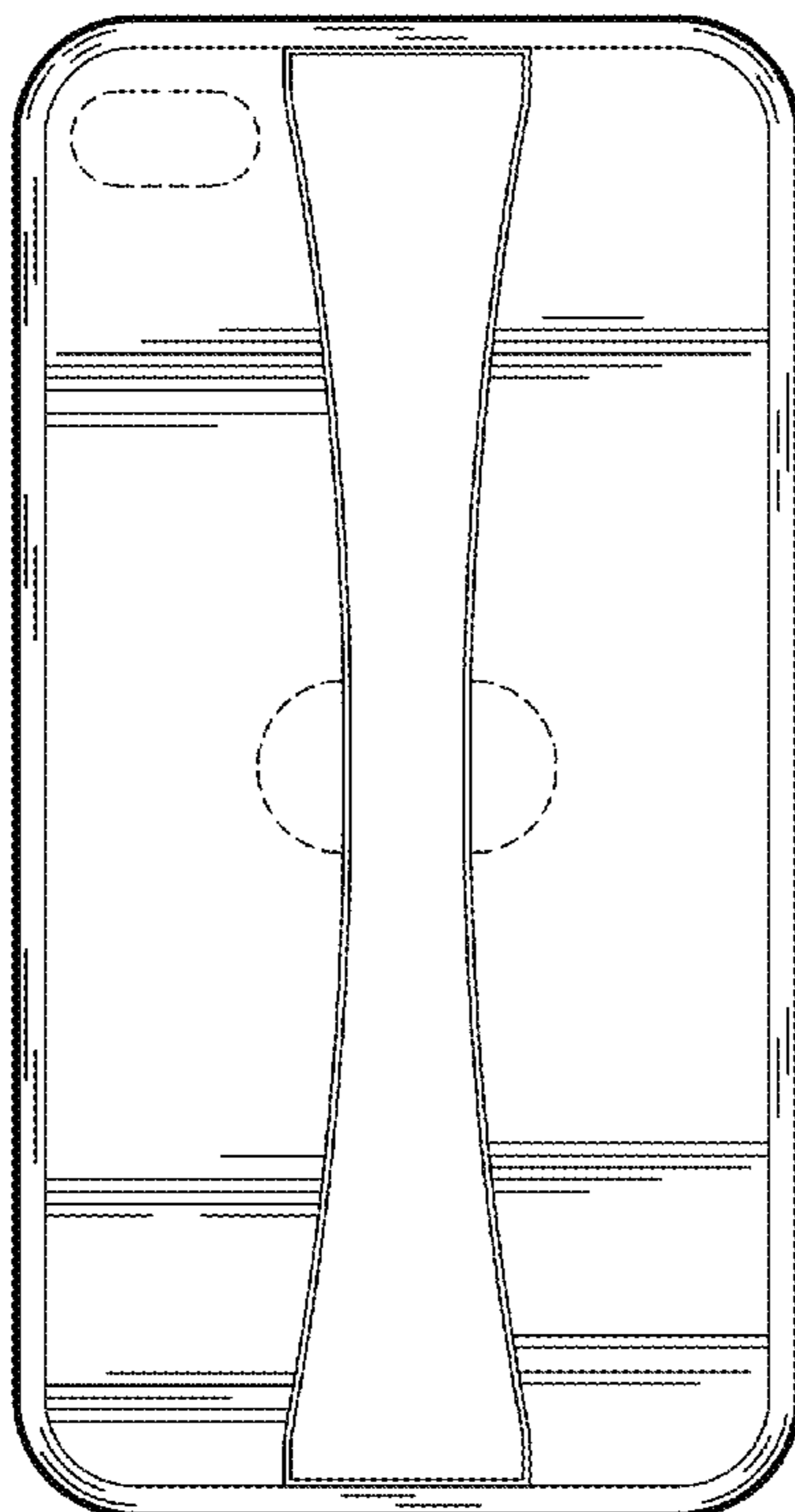
(57) **CLAIM**

The ornamental design for a mobile phone case, as shown and described.

**DESCRIPTION**

FIG. 1 is a back view of a protective mobile phone case showing my new design;  
FIG. 2 is a front view thereof;  
FIG. 3 is a perspective back view thereof;  
FIG. 4 is a perspective front view thereof;  
FIG. 5 is a side view thereof;  
FIG. 6 is an enlarged bottom view thereof; and,  
FIG. 7 is an enlarged top view thereof.  
The broken lines indicate unclaimed portions of the article that form no part of the claimed design.

**1 Claim, 6 Drawing Sheets**



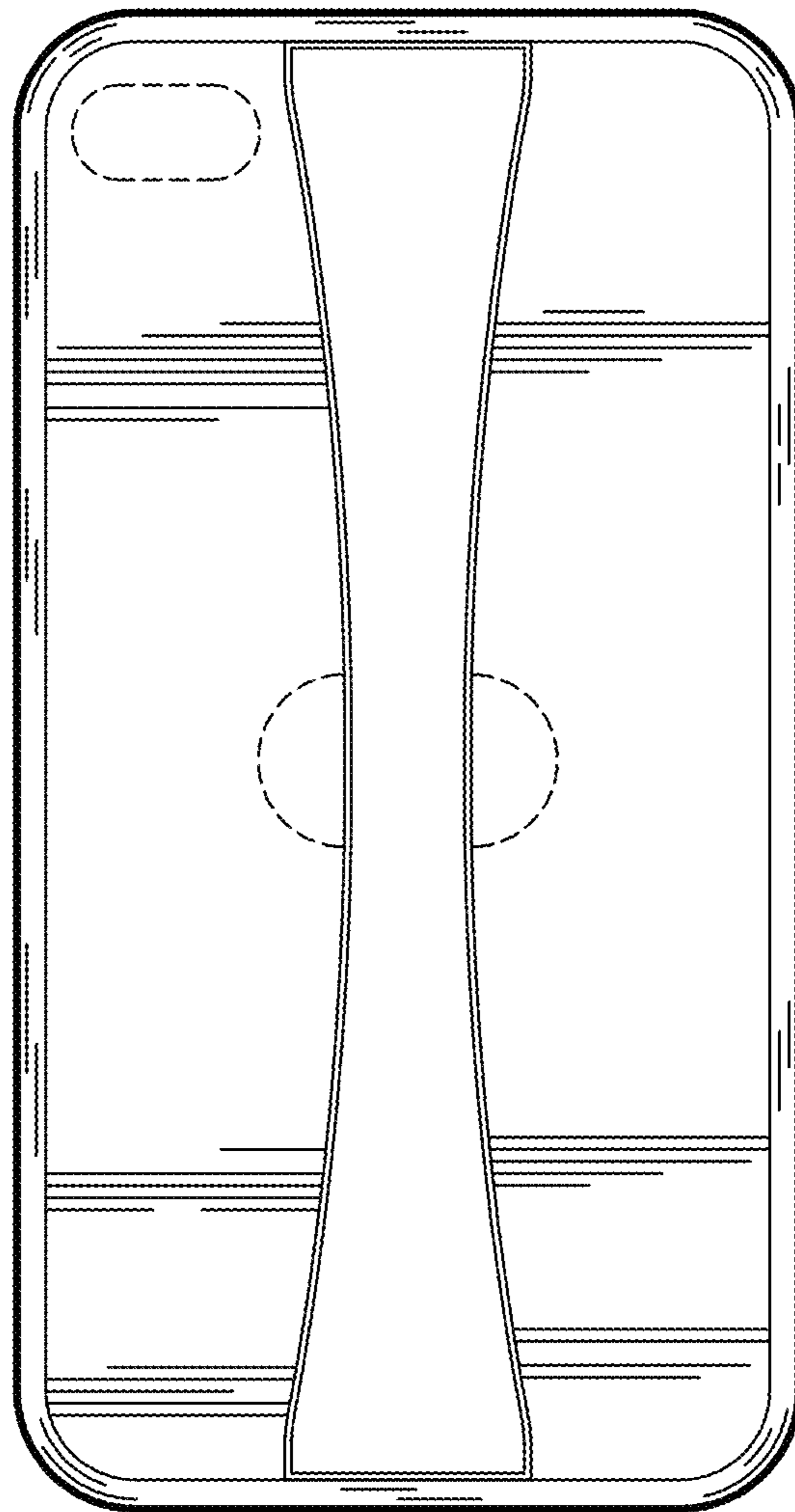


FIG. 1




FIG. 2

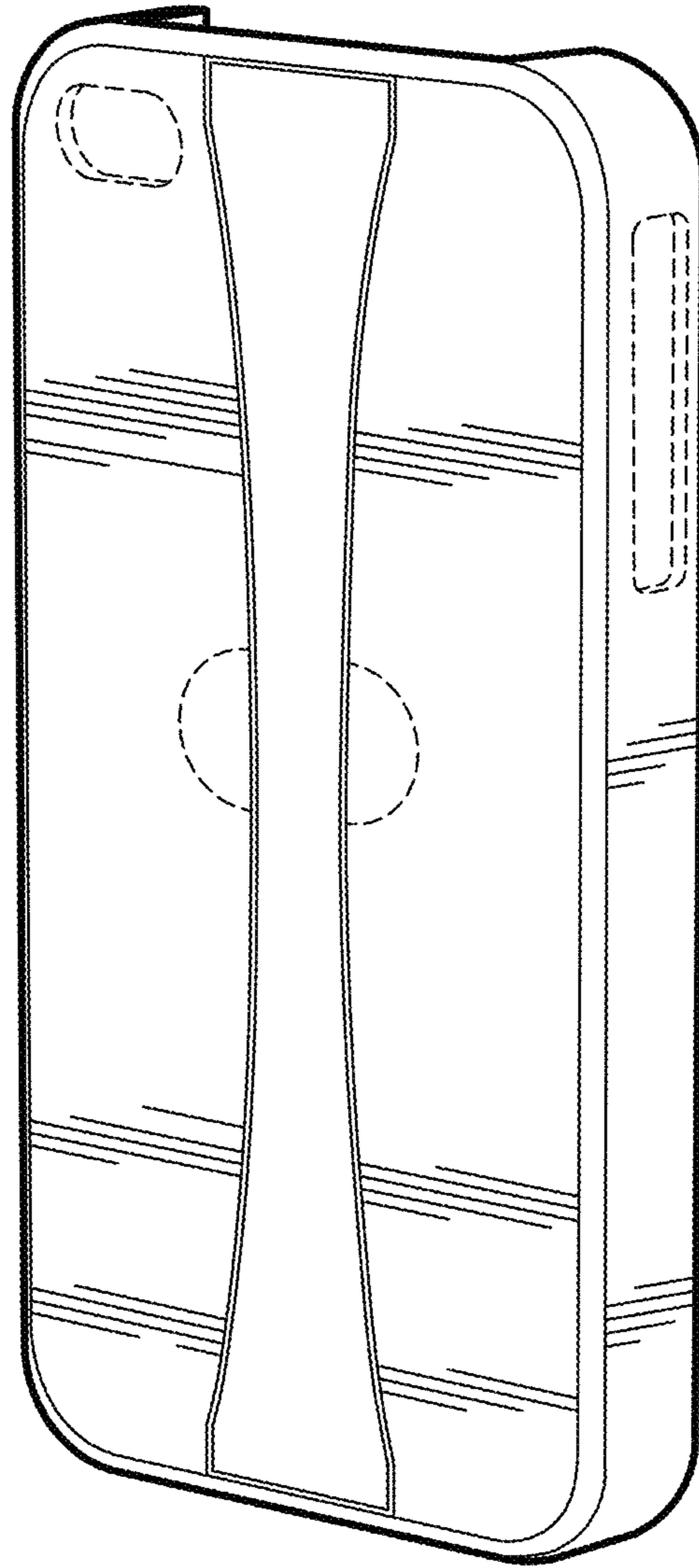


FIG. 3




FIG. 4

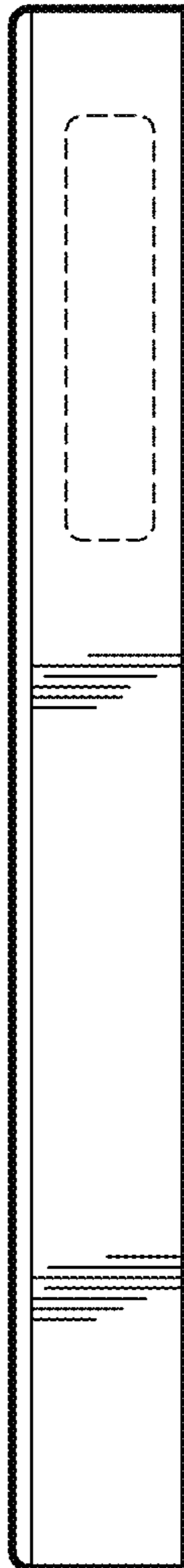


FIG. 5




FIG. 6




FIG. 7