



US00D719946S

(12) **United States Design Patent**
Chiang et al.

(10) **Patent No.:** **US D719,946 S**
(45) **Date of Patent:** **** Dec. 23, 2014**

(54) **COVER**

(75) Inventors: **Meng-Sheng Chiang**, Taoyuan County (TW); **Shih-Hsun Ou**, Taoyuan County (TW); **Chen-Pang Chuang**, Taoyuan County (TW)

(73) Assignee: **HTC Corporation**, Taoyuan County (TW)

(**) Term: **14 Years**

(21) Appl. No.: **29/417,096**

(22) Filed: **Mar. 30, 2012**

(51) **LOC (10) Cl.** **14-03**

(52) **U.S. Cl.**
USPC **D14/250**

(58) **Field of Classification Search**
USPC D14/250–253, 440, 203.3–203.7, 217, D14/496, 248, 238.1, 240, 447, 341–347, D14/444; D13/103, 107–108, 119; D3/201, D3/218, 247, 269, 273, 301, 303; 248/176.3, 188.8, 309.1, 371, 668; 361/220, 379.01, 679.01, 679.02, 361/679.09, 679.21, 679.25, 679.3, 679.4, 361/679.56, 679.57, 759, 807, 816; 379/433.11, 451, 455; 455/556.1, 557, 455/566, 575.1, 575.2, 575.8; 206/37, 45.2, 206/305, 320, 216; 320/108, 115; 429/96; 220/4.02; 150/165; 174/50; 235/41, 235/375, 462; 312/223.1; 396/535

See application file for complete search history.

(56) **References Cited**

U.S. PATENT DOCUMENTS

D335,220 S * 5/1993 Ward et al. D3/302
D349,214 S * 8/1994 Wedi D7/605
D507,145 S * 7/2005 Prata dos Santos D6/629

D566,449 S * 4/2008 Prata dos Santos D6/629
D579,201 S * 10/2008 Galli D3/273
D581,151 S * 11/2008 Aipa D3/201
D589,486 S * 3/2009 He D14/138 AB
D606,305 S * 12/2009 Lee et al. D3/269
D606,533 S * 12/2009 de Jong et al. D14/250
D606,986 S * 12/2009 de Jong et al. D14/250
D620,001 S * 7/2010 Reed et al. D14/315
D629,772 S 12/2010 Mo et al.
D638,626 S * 5/2011 Vilkomirski et al. D3/318
D665,374 S 8/2012 Park et al.

OTHER PUBLICATIONS

“Notice of Allowance of Taiwan counterpart application” issued on Jan. 10, 2013, p1-p5.

* cited by examiner

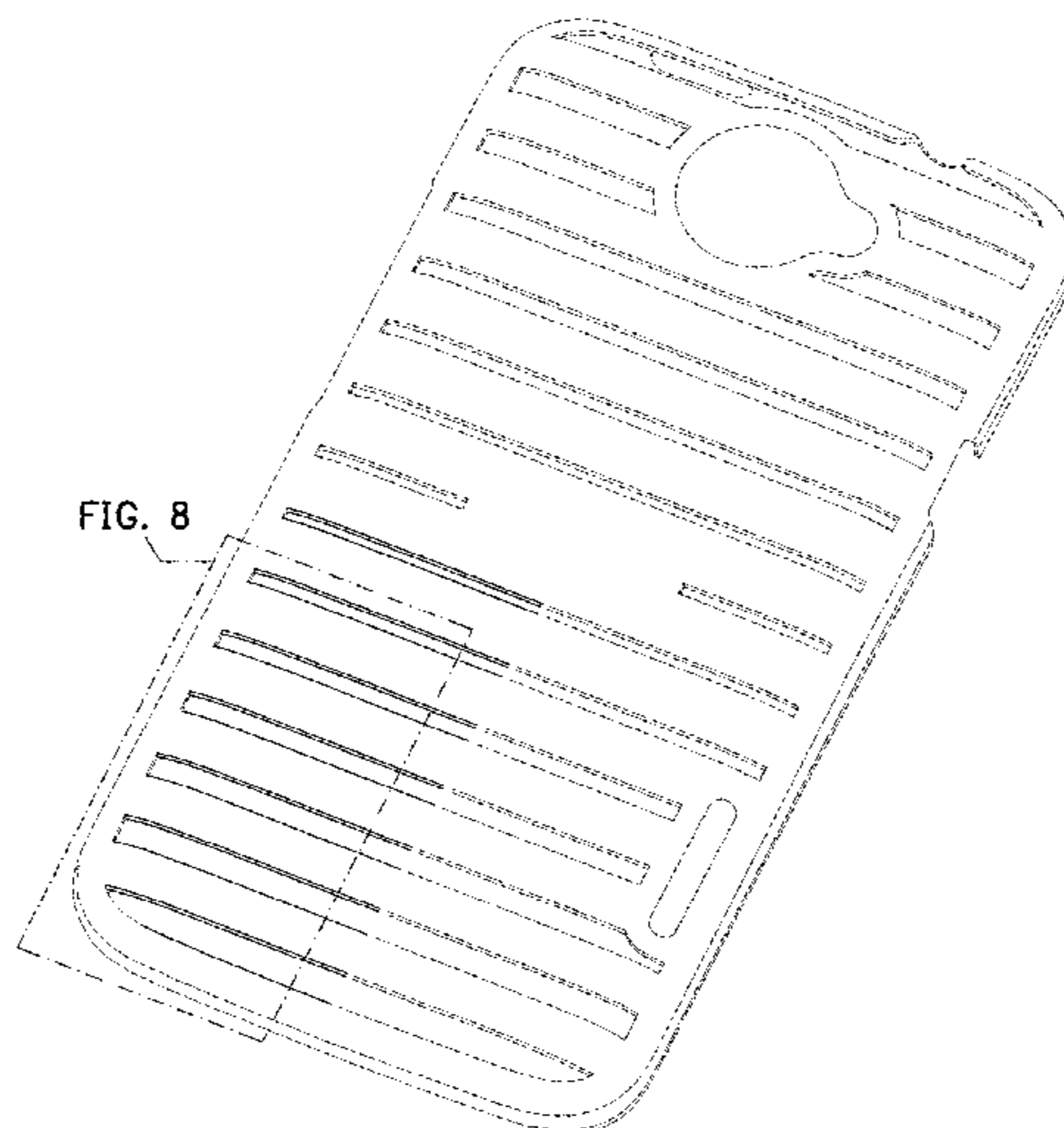
Primary Examiner — Randall Gholson
(74) *Attorney, Agent, or Firm* — Jianq Chyun IP Office

(57) **CLAIM**
The ornamental design for a cover, as shown and described.

DESCRIPTION

FIG. 1 is a perspective view of a cover showing our new design;
FIG. 2 is a front view thereof;
FIG. 3 is a rear view thereof;
FIG. 4 is a left side view thereof;
FIG. 5 is a right side view thereof;
FIG. 6 is a top view thereof;
FIG. 7 is a bottom view thereof; and,
FIG. 8 is an enlarged front partial view taken from an indicated portion of FIG. 1. The additional surface shading shown in FIG. 8 and not shown in the other views is shown for ease of illustration.
The broken lines shown in the drawings show unclaimed subject matter only and form no part of the claimed design.

1 Claim, 6 Drawing Sheets



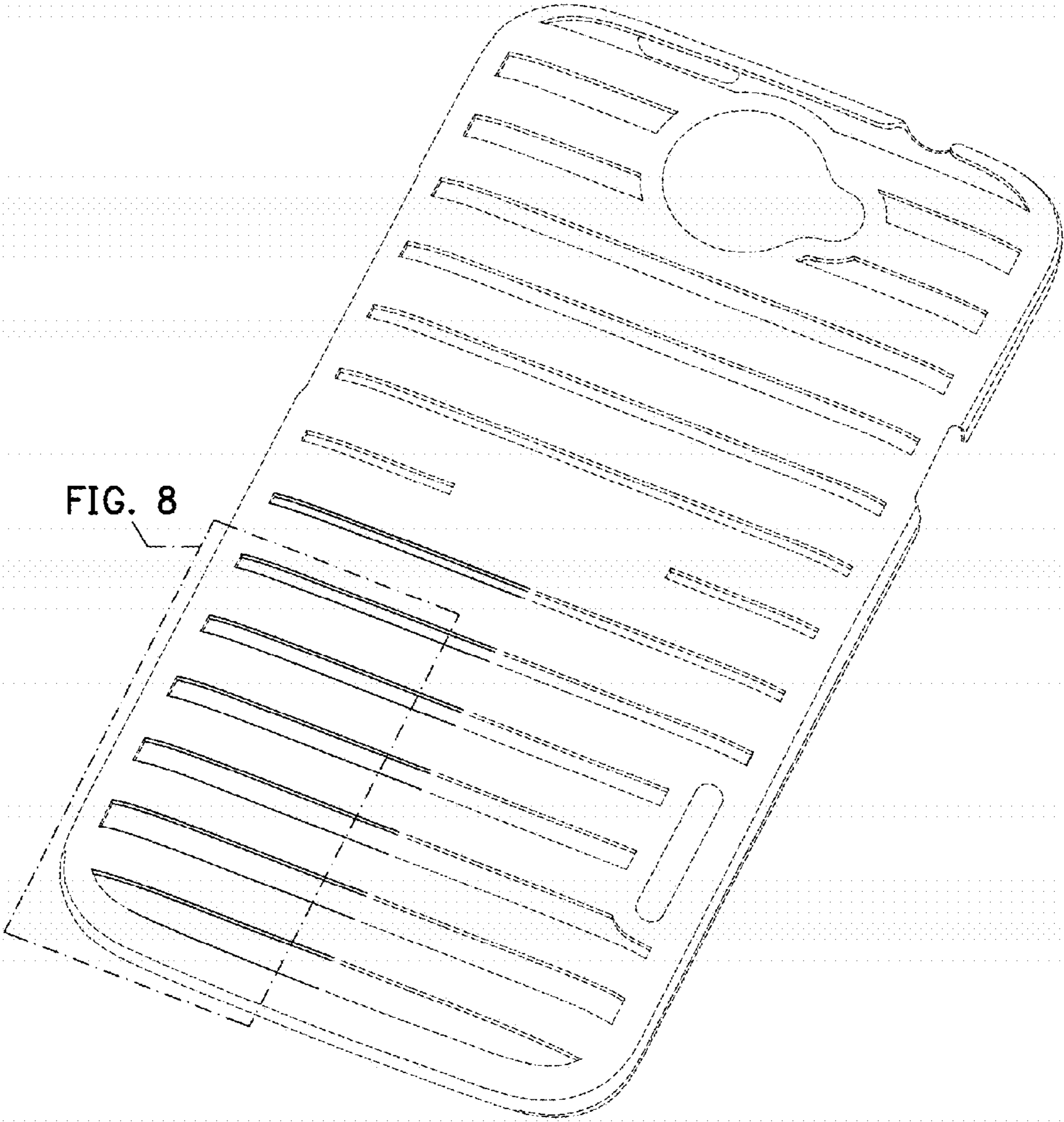


FIG. 8

FIG. 1




FIG. 2

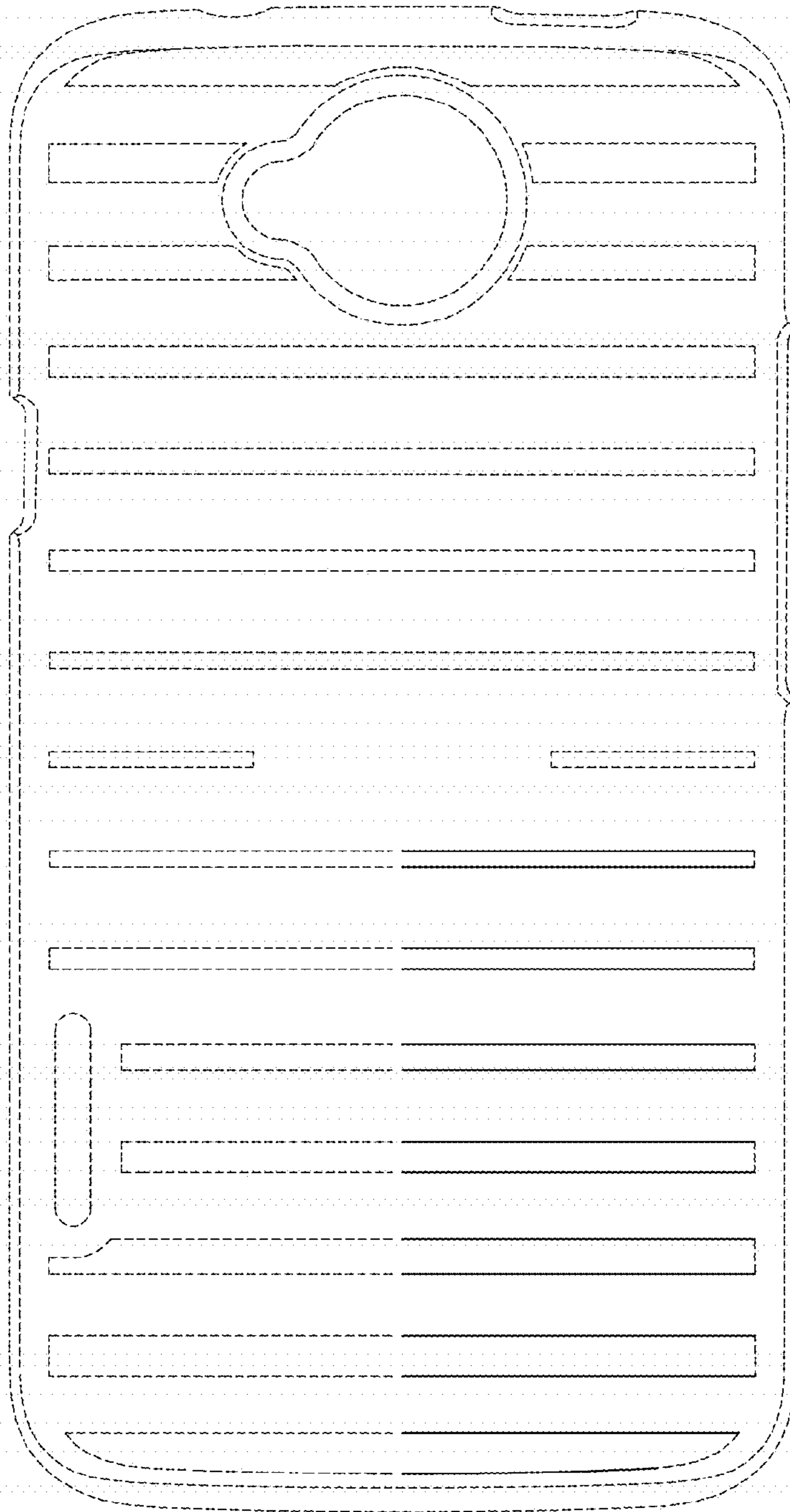


FIG. 3

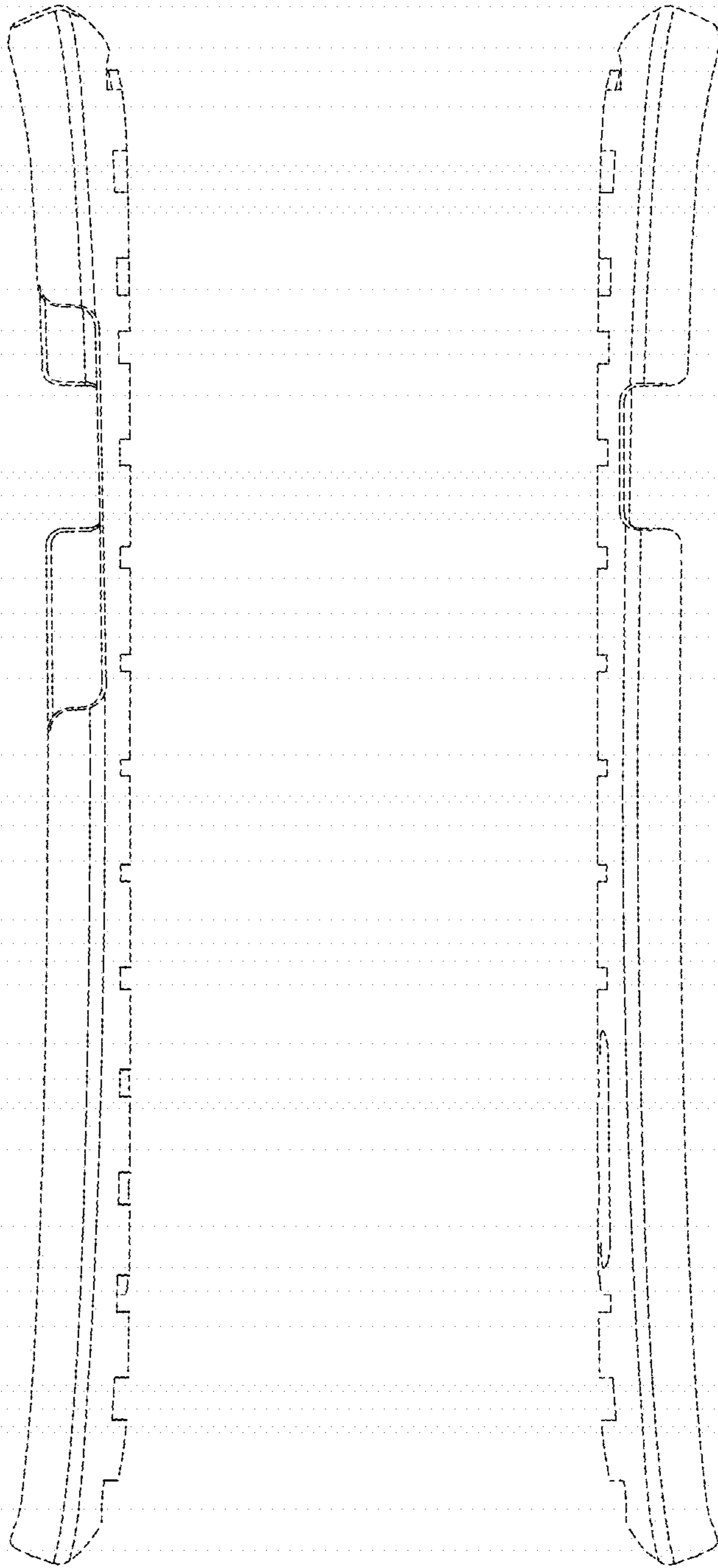


FIG. 4

FIG. 5




FIG. 6




FIG. 7

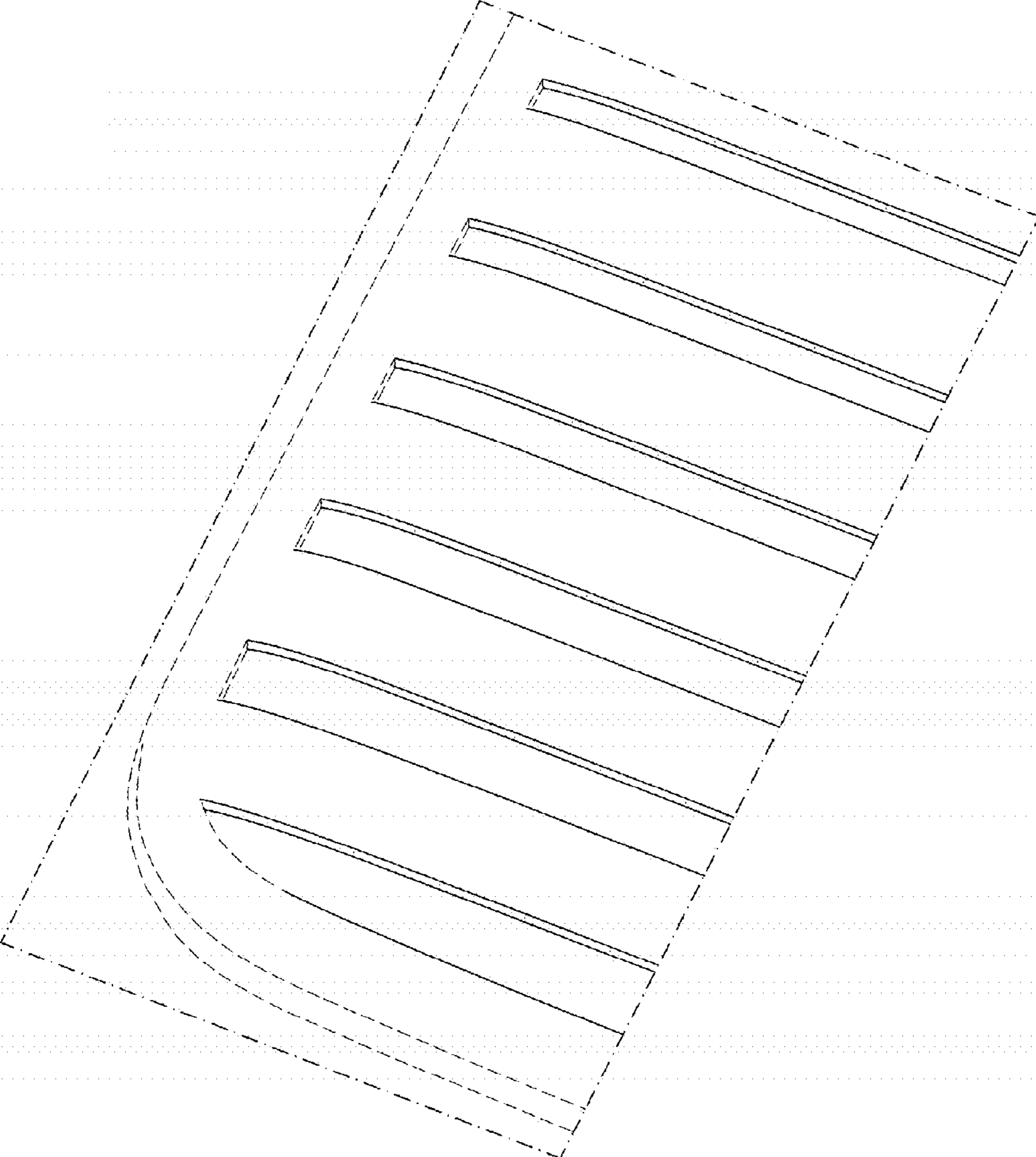


FIG. 8