



US00D719928S

(12) **United States Design Patent**
Birger

(10) **Patent No.:** **US D719,928 S**

(45) **Date of Patent:** **** Dec. 23, 2014**

(54) **MUSIC PLAYER**

(71) Applicant: **Johan Birger**, Malmö (SE)

(72) Inventor: **Johan Birger**, Malmö (SE)

(73) Assignee: **GN Netcom A/S** (DK)

(**) Term: **14 Years**

(21) Appl. No.: **29/469,175**

(22) Filed: **Oct. 8, 2013**

(30) **Foreign Application Priority Data**

Apr. 9, 2013 (EM) 002216499-0001

(51) **LOC (10) Cl.** **14-03**

(52) **U.S. Cl.**

USPC **D14/203.3**; D14/496

(58) **Field of Classification Search**

USPC D14/496, 401, 435, 474, 483, 217, 137,
D14/138, 160, 168, 356, 203.1–203.8, 507;
345/156, 169, 173–179, 905;
715/727–729, 864; 710/1, 5, 8; 713/1,
713/600; 455/1.1, 1.7, 73, 344–347, 93, 95,
455/3.01–3.06, 550.1, 573.1; 370/342–344;
369/1, 2, 6–12; 463/43–47; 273/148 B

See application file for complete search history.

(56) **References Cited**

U.S. PATENT DOCUMENTS

4,676,619 A * 6/1987 Woolley 396/432
6,791,907 B2 * 9/2004 Berhan 369/7

6,897,368 B2 * 5/2005 Georges 84/609
7,395,090 B2 * 7/2008 Alden 455/557
7,647,129 B1 * 1/2010 Griffin, Jr. 700/94
D622,710 S 8/2010 Goransson
D625,737 S * 10/2010 van Alphen et al. D14/496
D644,247 S * 8/2011 Kim et al. D14/496
D648,743 S * 11/2011 Chang D14/496
D664,564 S * 7/2012 Gillett et al. D14/496
D683,765 S * 6/2013 Ahn et al. D14/496

* cited by examiner

Primary Examiner — Prabhakar Deshmukh

(74) *Attorney, Agent, or Firm* — Altera Law Group, LLC

(57) **CLAIM**

The ornamental design for a music player, as shown and described.

DESCRIPTION

FIG. 1 is a top perspective view of a music player showing my new design;

FIG. 2 is a top plan view thereof;

FIG. 3 is a top plan view of a second embodiment of a music player;

FIG. 4 is a bottom plan view thereof;

FIG. 5 is a right side elevation view thereof;

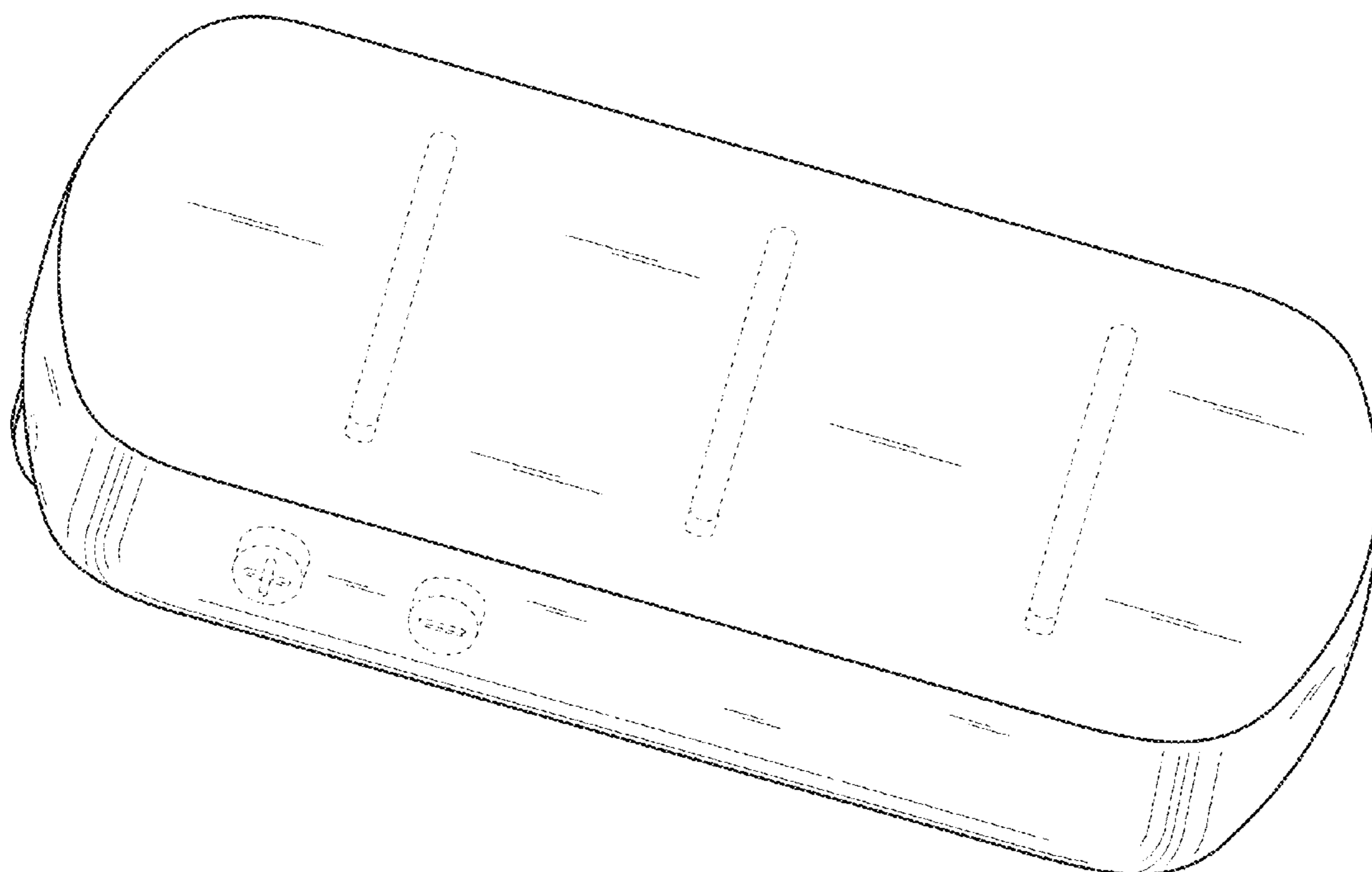
FIG. 6 is a left side elevation view thereof;

FIG. 7 is a front elevation thereof; and,

FIG. 8 is a rear elevation thereof.

The broken lines depict environmental subject matter only and form no part of the claimed design. The bottom, right, left, front, and rear views of the second embodiment (FIG. 3) are the same as shown in FIGS. 4-8 respectively.

1 Claim, 6 Drawing Sheets



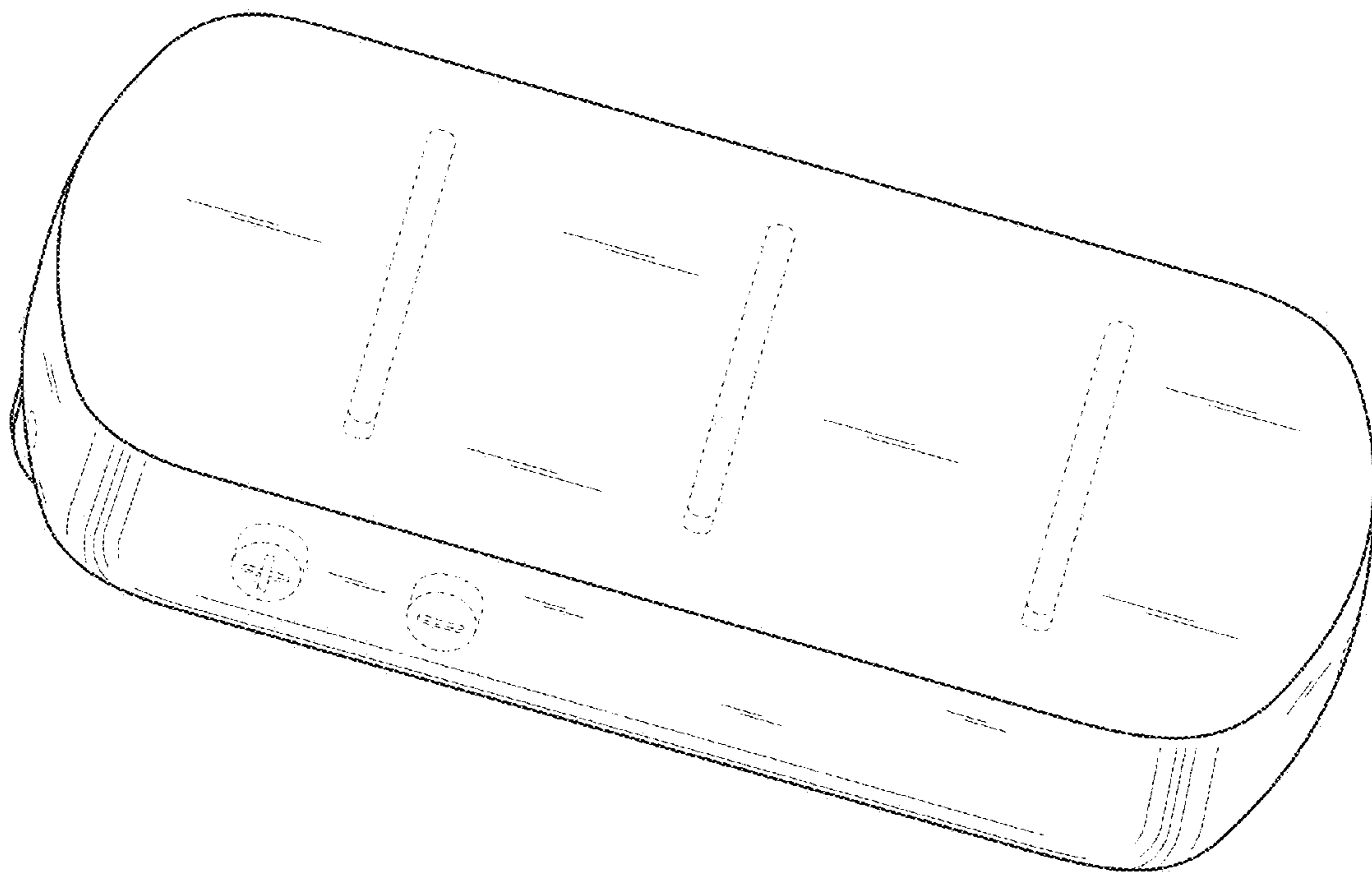


Fig. 1

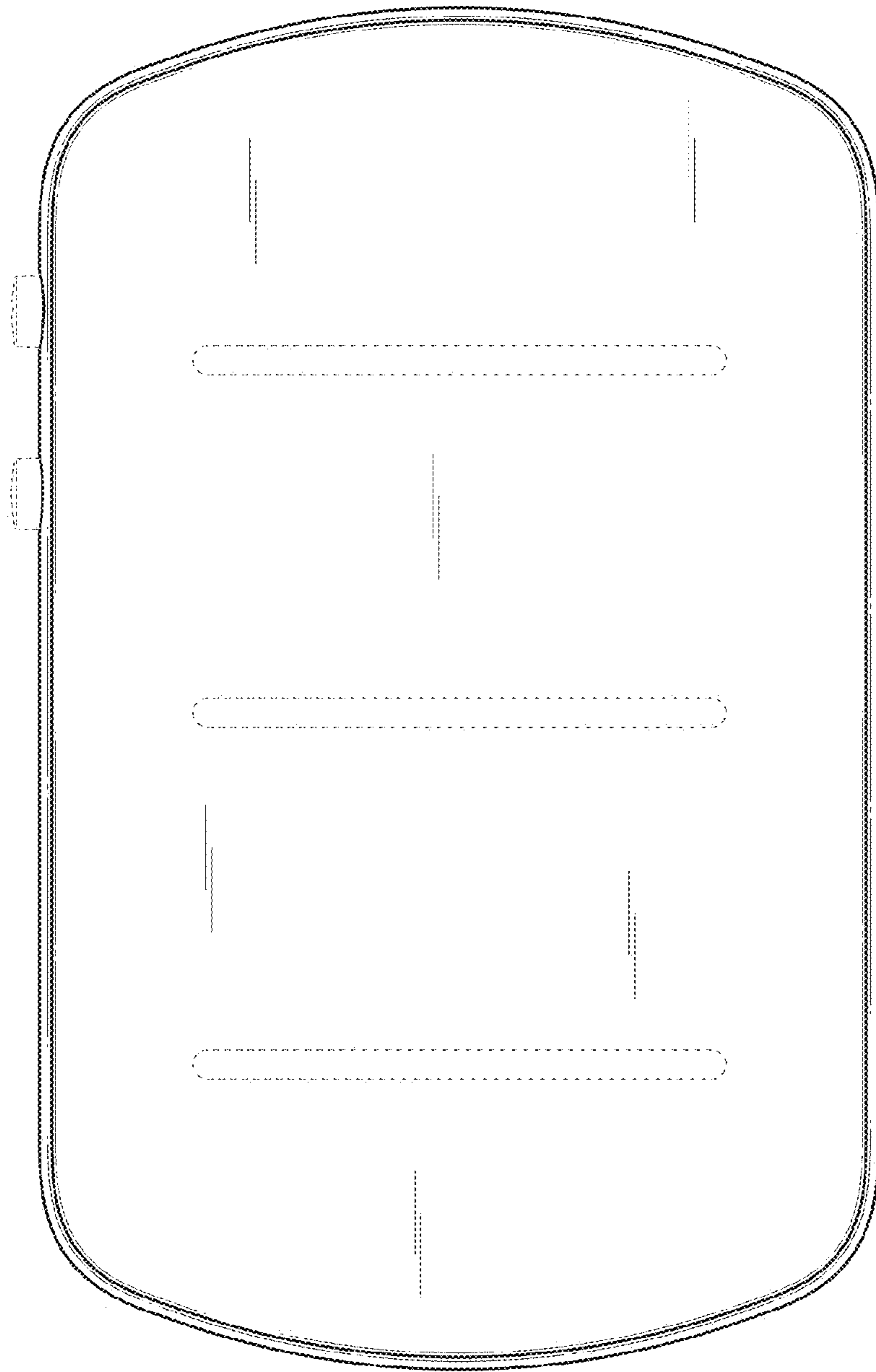


Fig. 2




Fig. 3

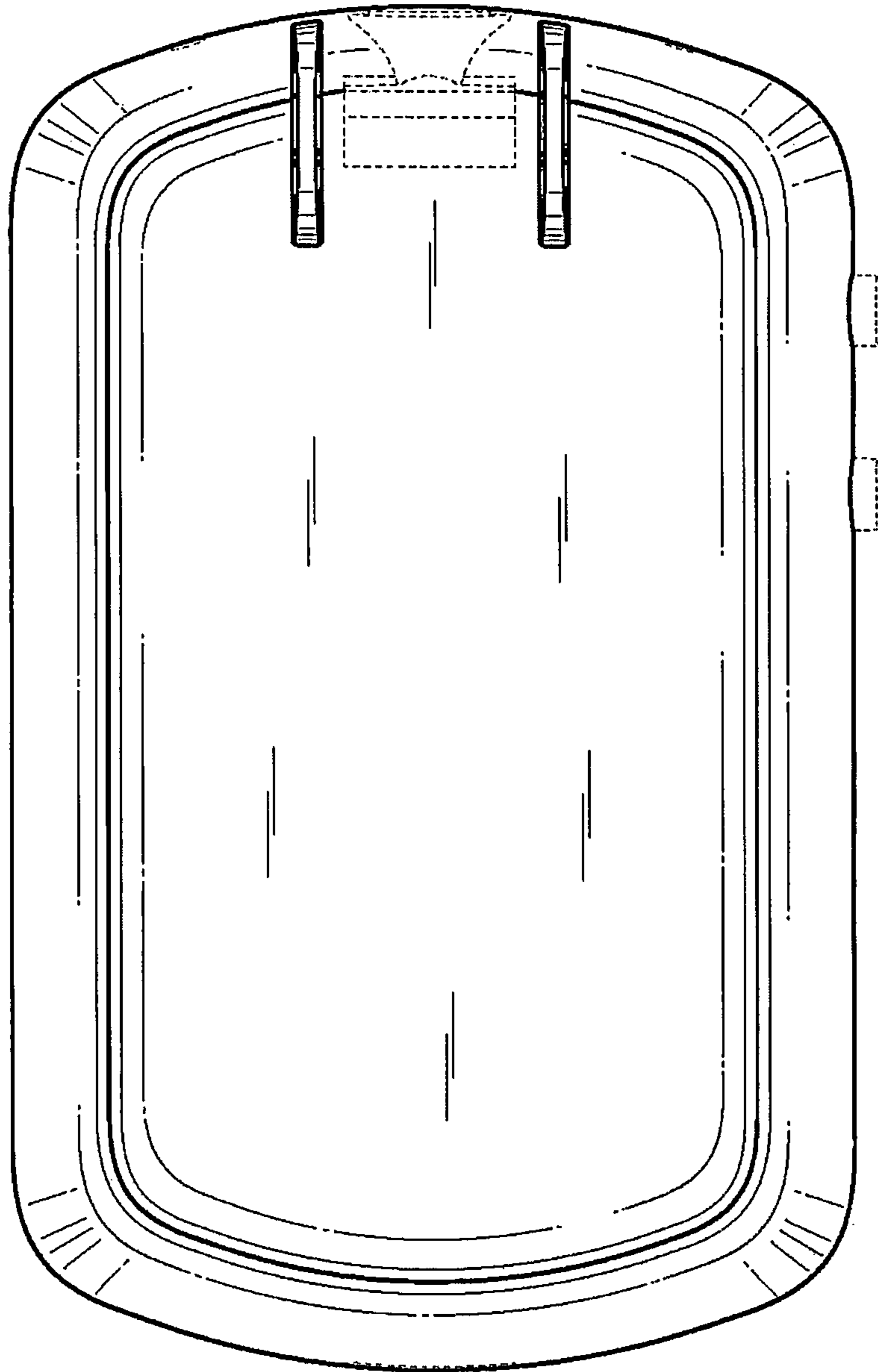


Fig. 4



Fig. 5

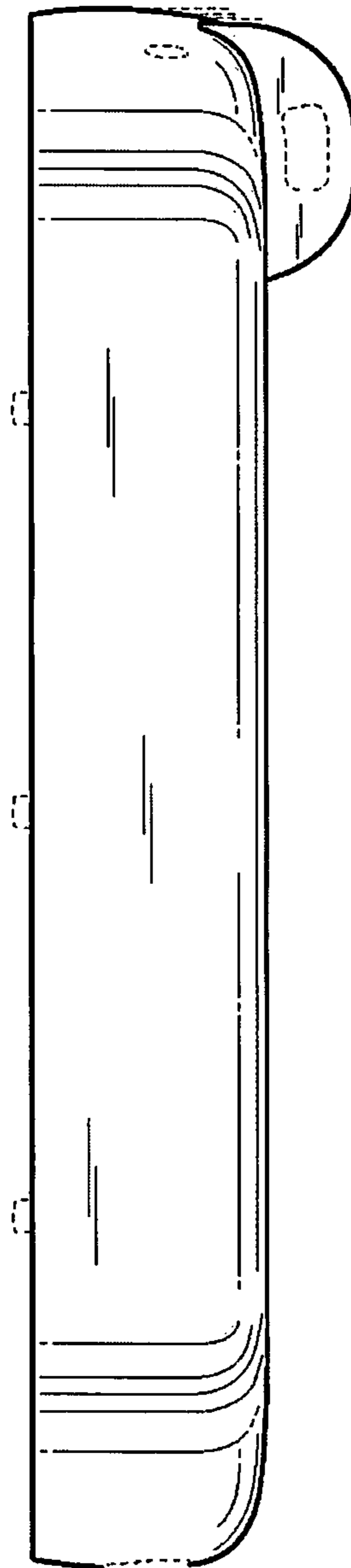


Fig. 6

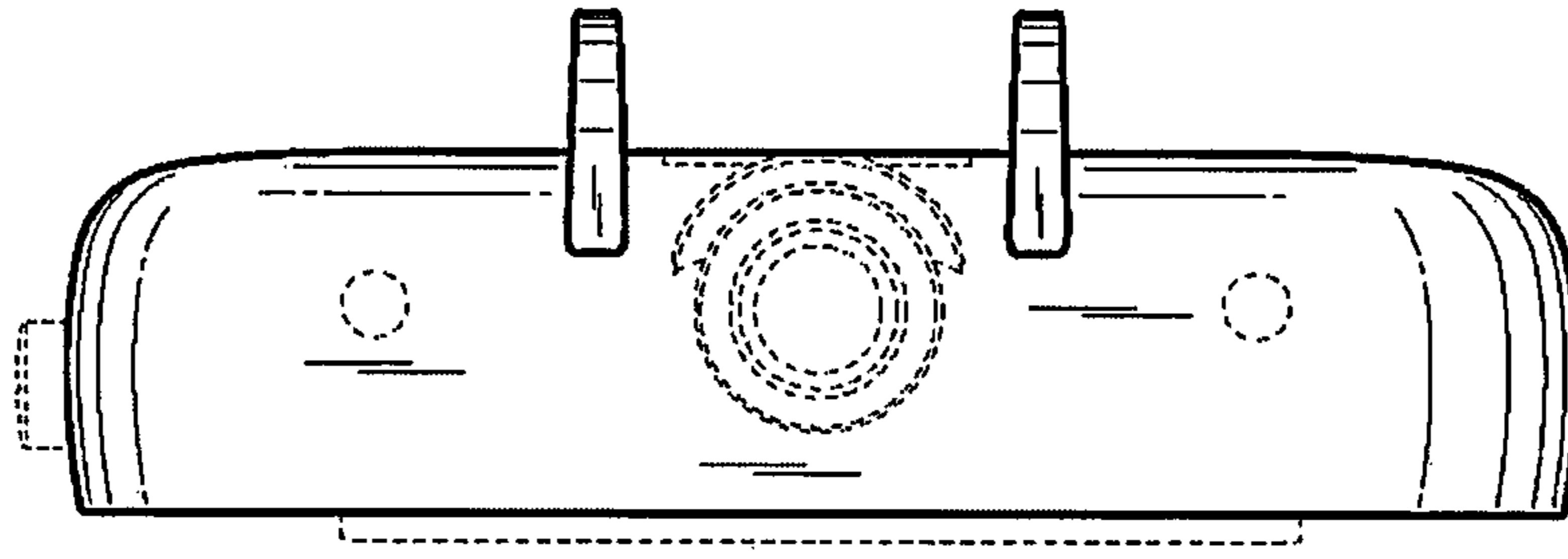


Fig. 7

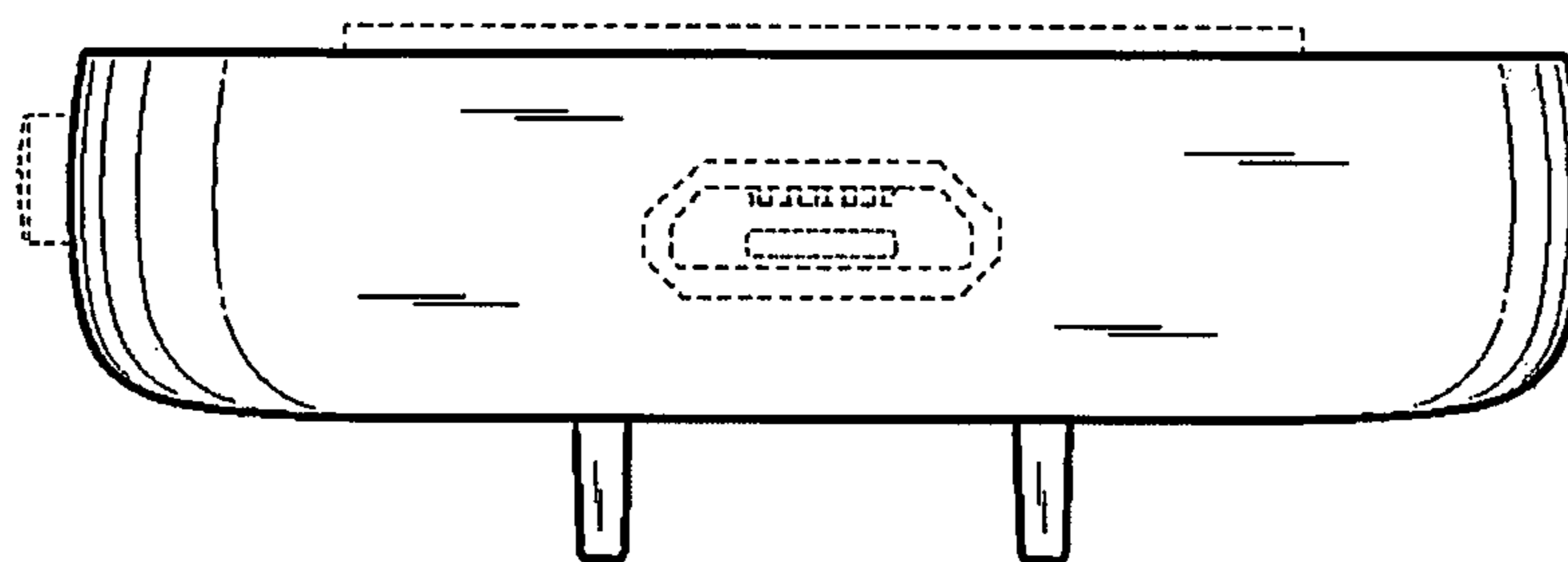


Fig. 8