



US00D719905S

(12) **United States Design Patent**
Smith et al.

(10) **Patent No.:** **US D719,905 S**

(45) **Date of Patent:** **** Dec. 23, 2014**

(54) **TRUCK STORAGE SYSTEM**

5,226,302 A * 7/1993 Anderson 70/159
5,310,269 A 5/1994 Wardle et al.
D372,016 S 7/1996 Wolford

(71) Applicant: **Decked LLC**, Ketchum, ID (US)

(Continued)

(72) Inventors: **Timothy Raymond Smith**, Commerce Township, MI (US); **Jake Peters**, Ketchum, ID (US); **Lance Meller**, Ketchum, ID (US); **Mike Hattrup**, Ketchum, ID (US); **Dylan Rothwell**, Park City, UT (US); **Shaun Christopher Muston**, South Lyon, MI (US); **Jeffrey Samuel Hopkins**, Livonia, MI (US)

Primary Examiner — Katrina A Betton

(74) *Attorney, Agent, or Firm* — Kenyon & Kenyon LLP

(57) **CLAIM**

The ornamental design for a truck storage system, as shown and described.

DESCRIPTION

(73) Assignee: **Decked, LLC**, Ketchum, ID (US)

The present application claims priority to U.S. patent application Ser. No. 13/932,600, filed on Jul. 1, 2013, which is expressly incorporated herein in its entirety by reference thereto.

(**) Term: **14 Years**

FIG. 1 is a rear perspective view of an ornamental design of a first exemplary embodiment of a truck storage system showing my new design;

(21) Appl. No.: **29/464,400**

FIG. 2 is a top view thereof;

(22) Filed: **Aug. 15, 2013**

FIG. 3 is a rear view thereof;

(51) **LOC (10) Cl.** **12-99**

FIG. 4 is a front view thereof;

(52) **U.S. Cl.**

FIG. 5 is a bottom view thereof;

USPC **D12/414.1**

FIG. 6 is a right side view thereof;

(58) **Field of Classification Search**

USPC D12/414.1, 414, 413, 412, 221, 406, D12/157, 423; D6/552, 317-319, 513-514; D3/304-306; 293/37.1, 3, 100; 296/39.1, 39.2, 37.6, 26.09, 99.1, 296/100.02, 157; 220/771; 224/309-311, 224/323-329, 273, 42.42, 400-404, 539, 224/542, 315-317, 510, 543, 544, 924; 414/462; 280/848, 727, 769; 206/213, 206/8, 9, 279, 290, 713, 335, 315.1-315.4; 32/35, 58

FIG. 7 is a left side view thereof;

FIG. 8 is a rear perspective view of an ornamental design of a second exemplary embodiment of a truck storage system showing my new design;

FIG. 9 is a top view thereof;

FIG. 10 is a rear view thereof;

FIG. 11 is a front view thereof;

FIG. 12 is a left side view thereof;

FIG. 13 is a right side view thereof; and,

FIG. 14 is a bottom view thereof.

Mirror images of FIGS. 8 to 14 show corresponding views of an ornamental design of a third exemplary embodiment of a truck storage system showing my new design, the mirror image of FIG. 12 showing a right side view thereof, and the mirror image of FIG. 13 showing a left side view thereof.

The broken line showing of the Figures is for purposes of illustration and forms no part of the claimed design.

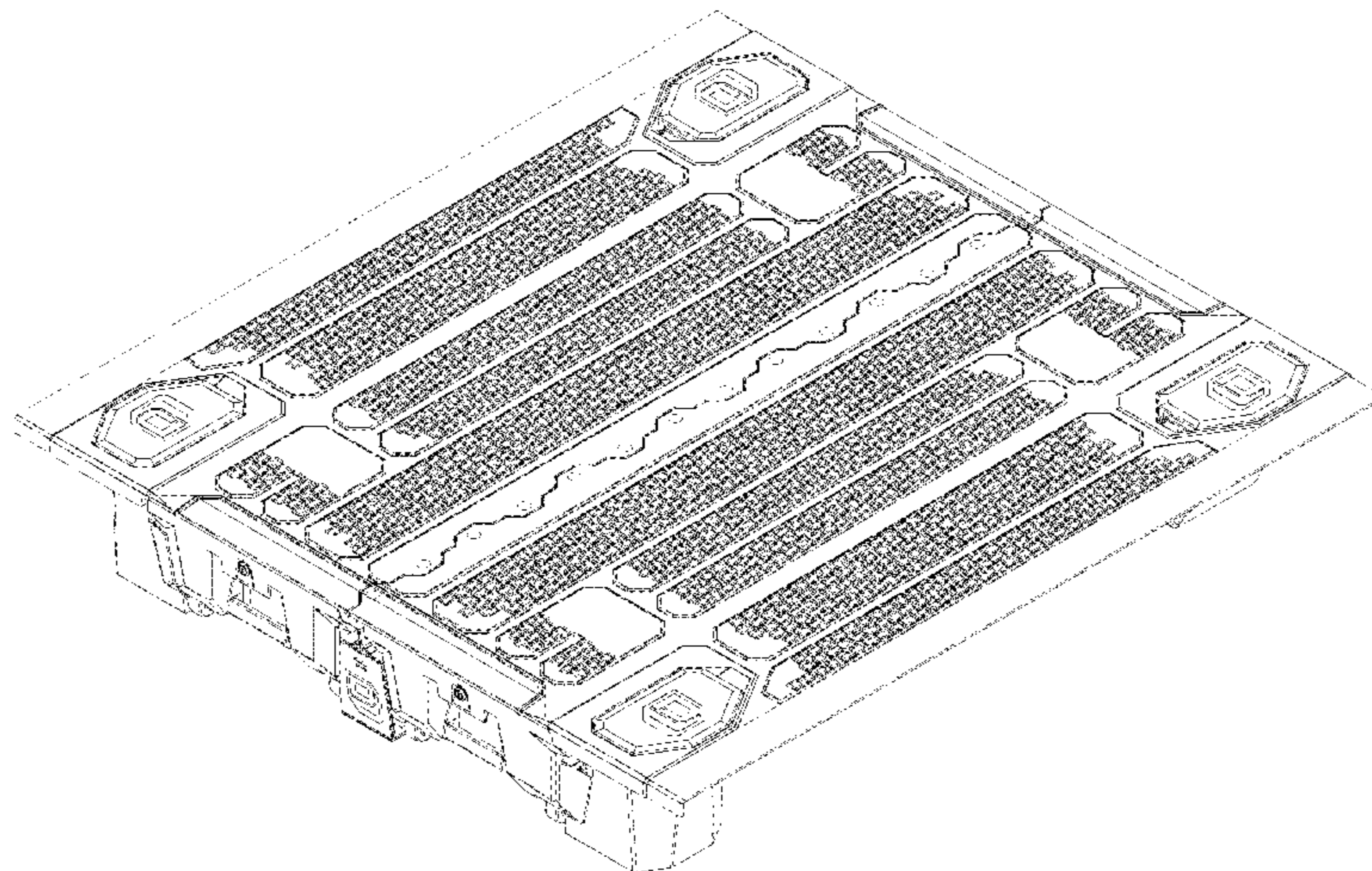
See application file for complete search history.

(56) **References Cited**

U.S. PATENT DOCUMENTS

4,260,091 A * 4/1981 French et al. 224/311
D274,139 S * 6/1984 Suffern et al. D12/414.1
4,573,731 A 3/1986 Knaack et al.
4,733,898 A 3/1988 Williams

1 Claim, 10 Drawing Sheets



(56)

References Cited

U.S. PATENT DOCUMENTS

6,003,924 A 12/1999 Nicol et al.
 D426,187 S 6/2000 Shultz
 D430,103 S * 8/2000 Scudder D12/414.1
 6,287,005 B1 9/2001 Teramachi
 6,318,781 B1 11/2001 McKee
 6,507,701 B2 * 1/2003 Lake 296/37.6
 6,629,714 B2 10/2003 Campbell
 6,695,375 B1 2/2004 May
 7,083,219 B1 8/2006 Gregory
 7,270,360 B2 9/2007 Frasure et al.
 D577,328 S 9/2008 Vrbas
 7,419,203 B2 9/2008 Chandler et al.
 8,162,367 B2 4/2012 Kuklok

D658,373 S * 5/2012 Gros D3/273
 D659,074 S 5/2012 Read et al.
 D659,632 S * 5/2012 Jordan D12/414.1
 D660,781 S * 5/2012 Ruffino et al. D12/414.1
 8,210,591 B2 7/2012 Martin
 8,240,527 B1 8/2012 Casselton
 8,256,820 B2 9/2012 Spencer
 8,262,159 B2 9/2012 Daniels, Jr.
 8,281,967 B2 10/2012 Evans
 8,393,665 B2 3/2013 Villano et al.
 2002/0175530 A1 * 11/2002 Lake 296/37.6
 2007/0119093 A1 * 5/2007 Jaskulski 43/54.1
 2008/0264946 A1 * 10/2008 Moschella et al. 220/326
 2009/0056592 A1 * 3/2009 Threet et al. 108/11
 2014/0062042 A1 * 3/2014 Wagner et al. 280/30

* cited by examiner

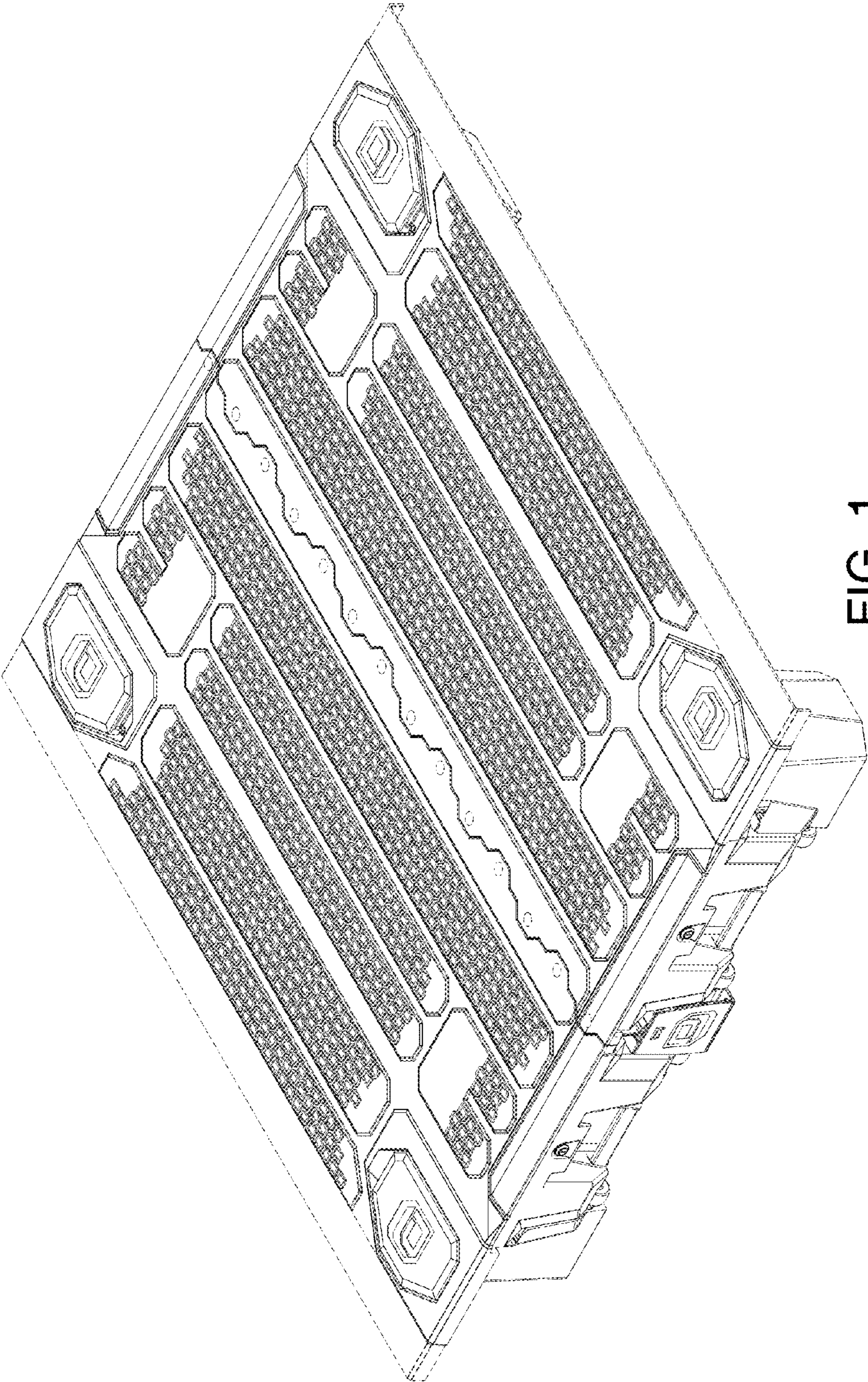


FIG. 1

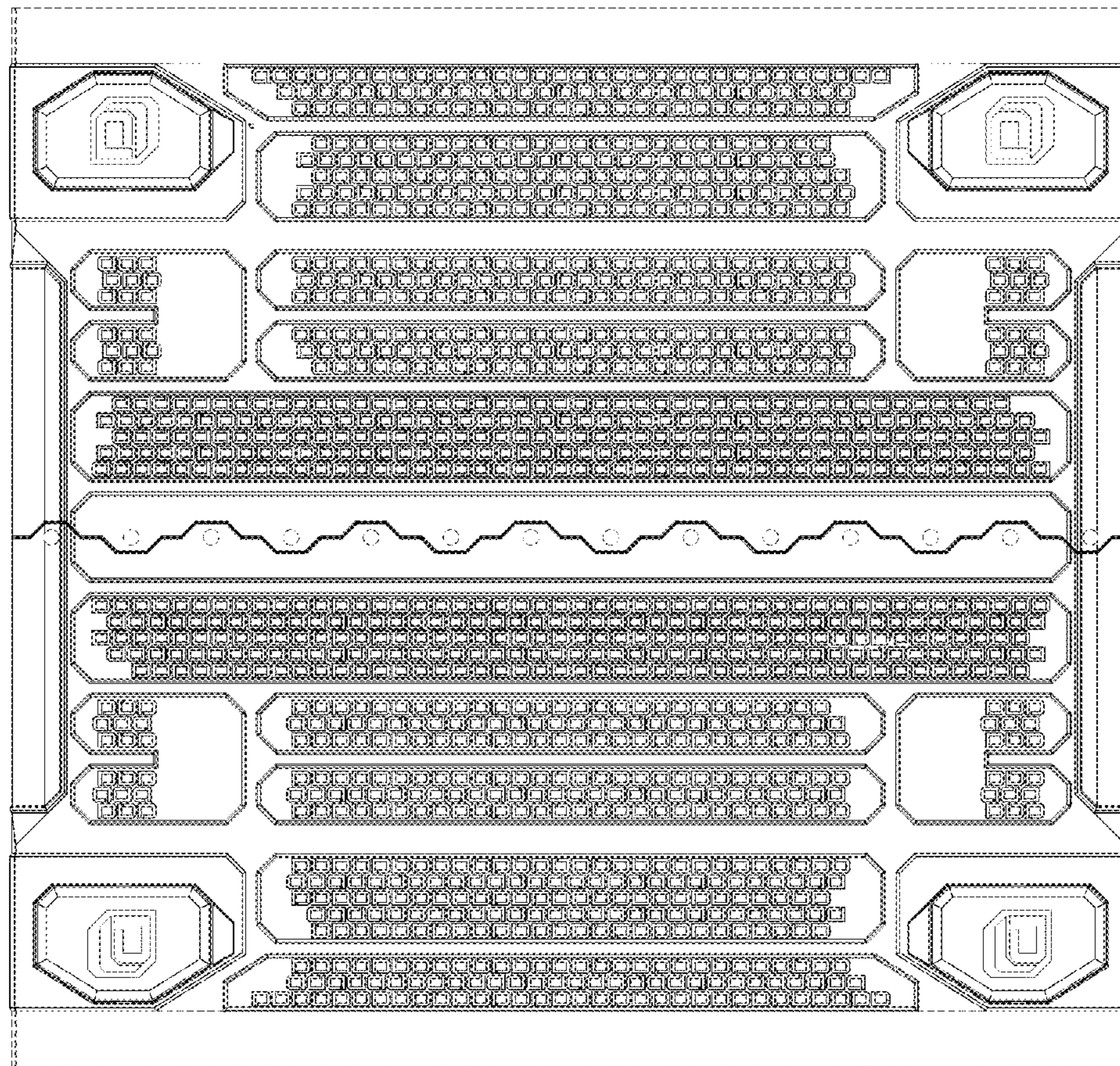


FIG. 2

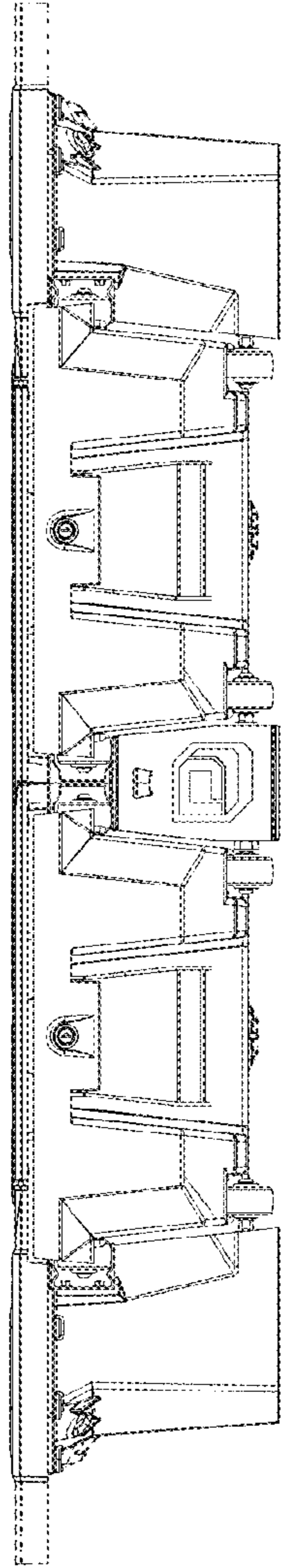


FIG. 3

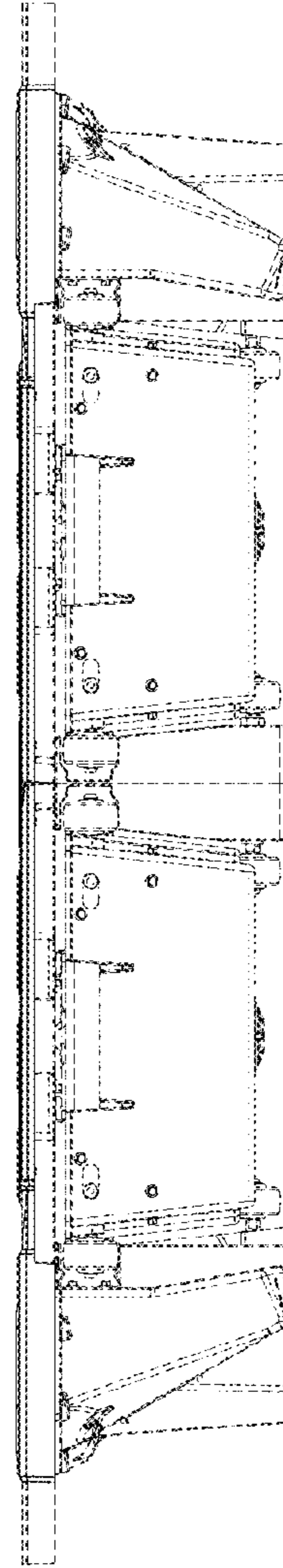


FIG. 4

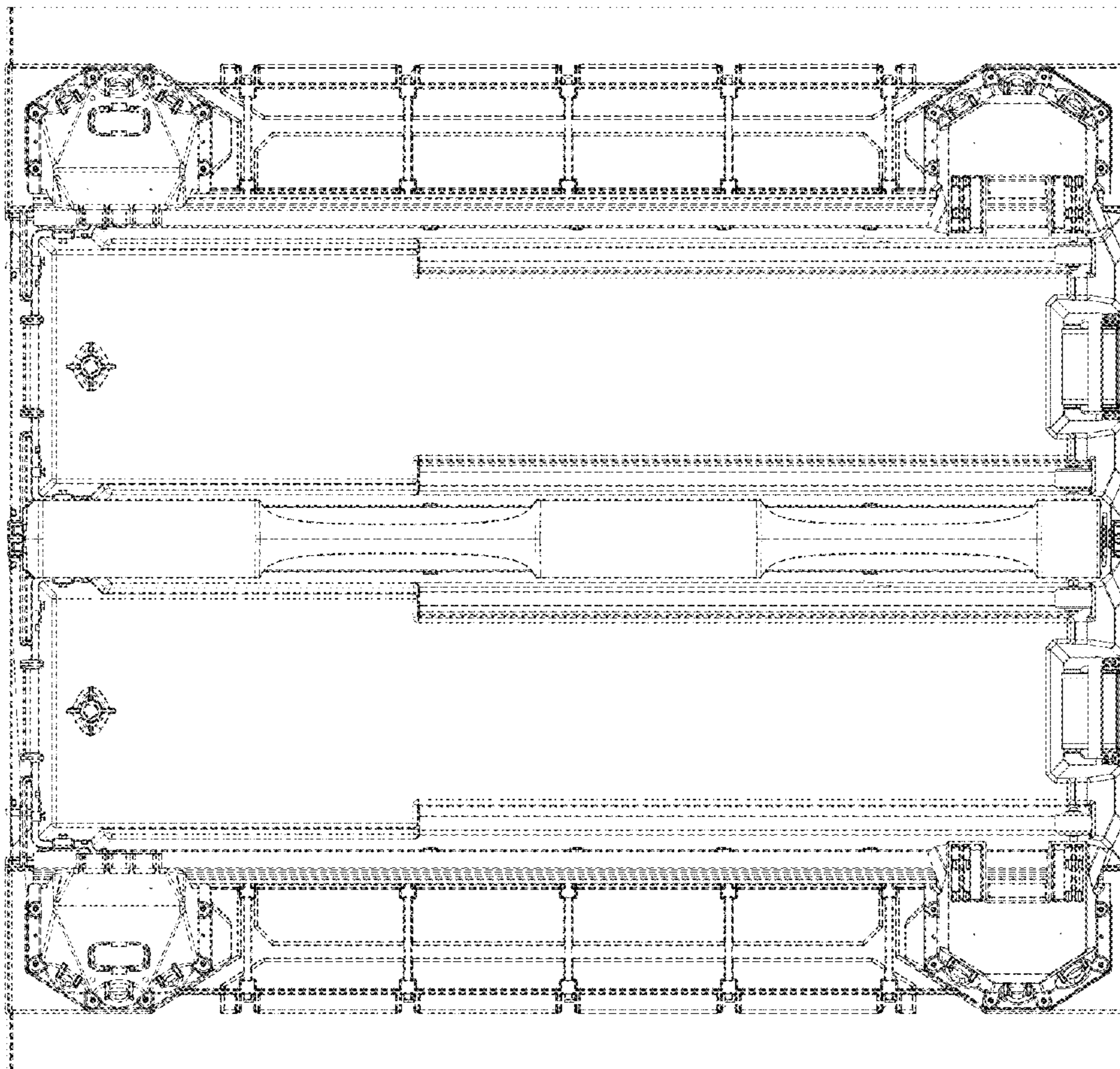


FIG. 5




FIG. 6

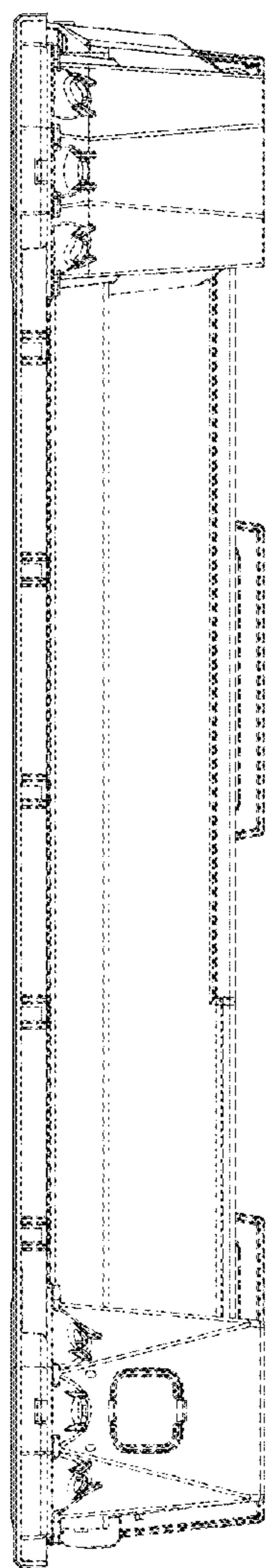


FIG. 7

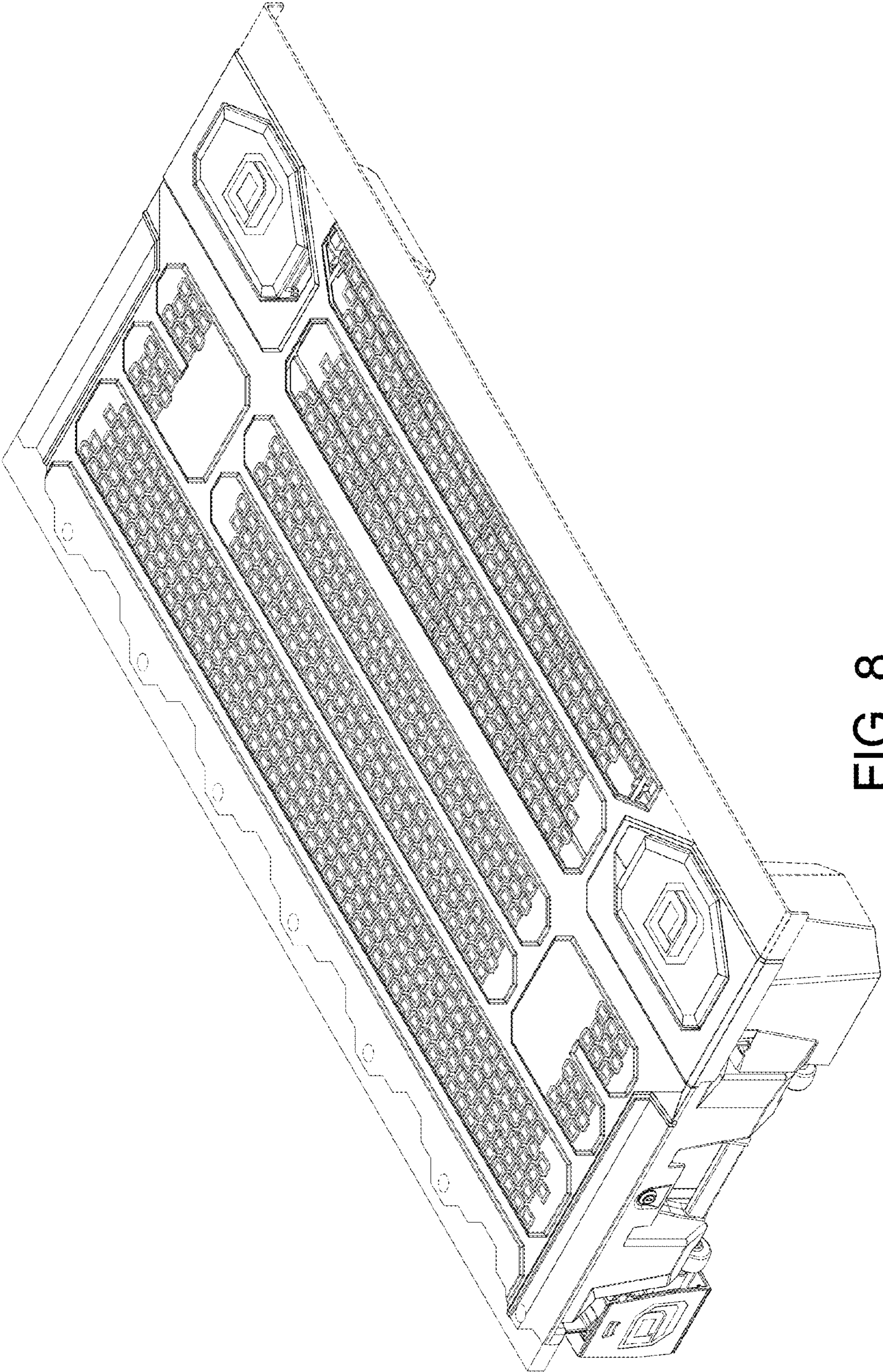


FIG. 8

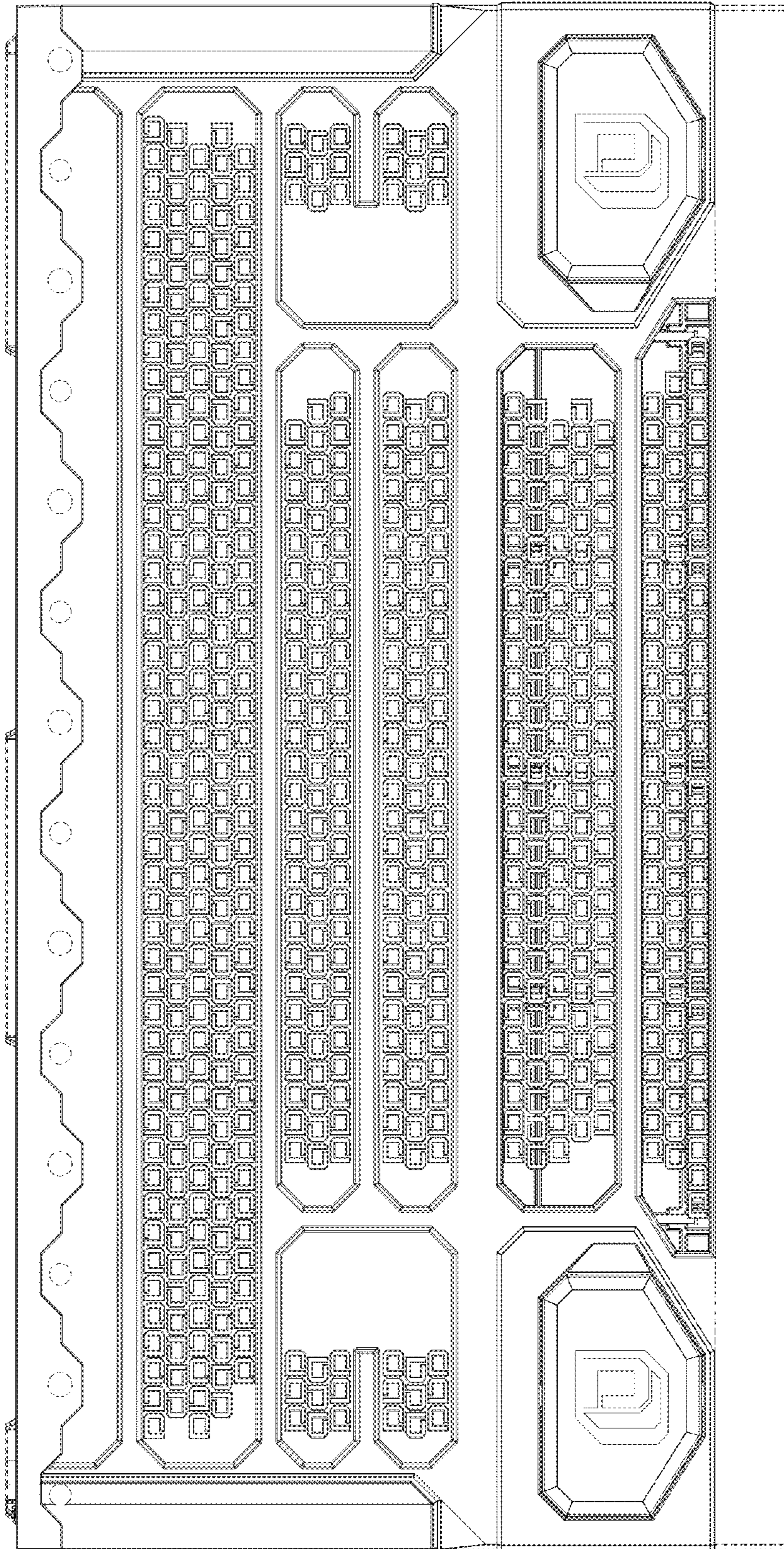


FIG. 9

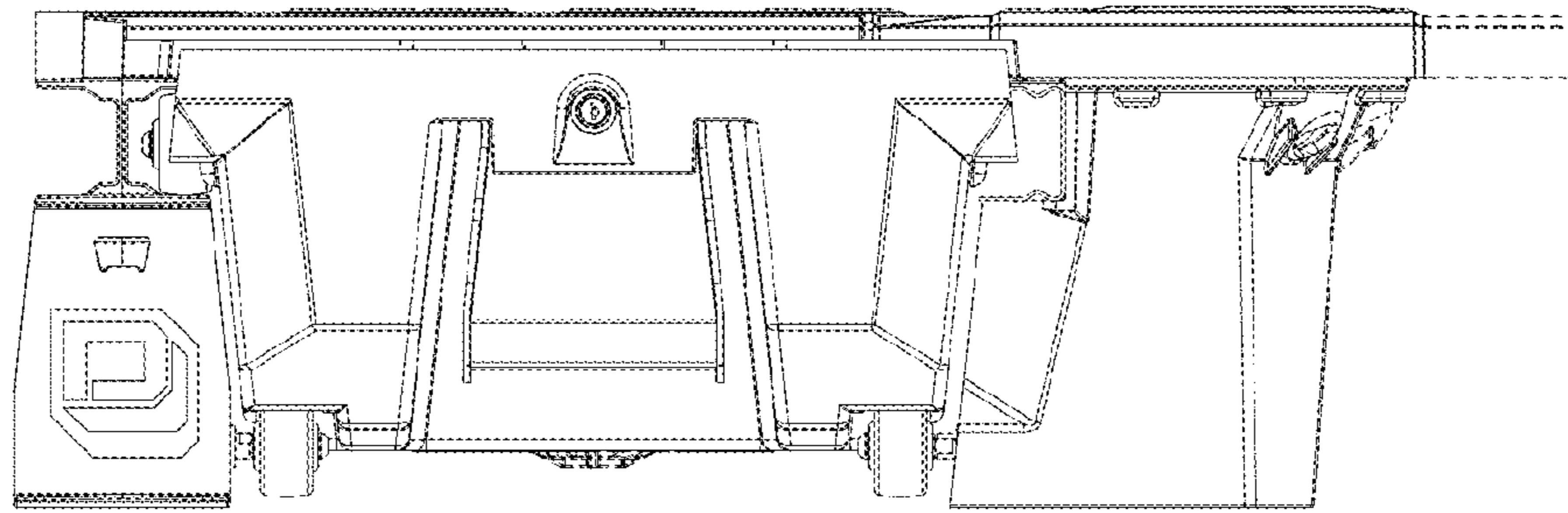


FIG. 10

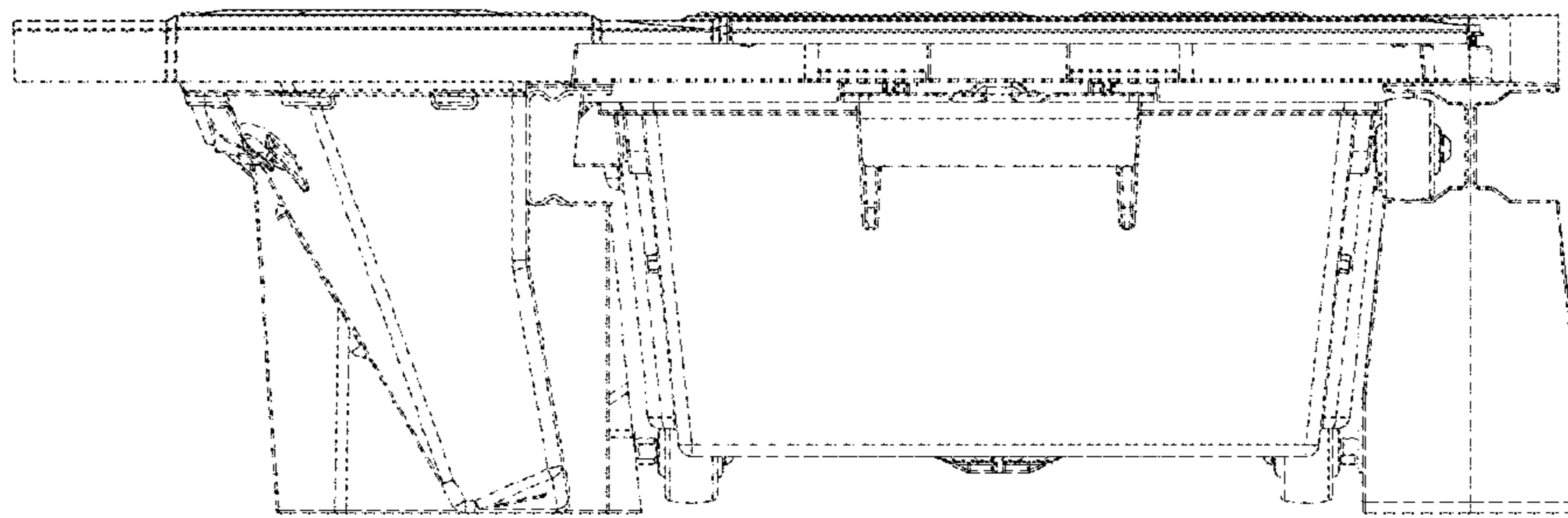


FIG. 11

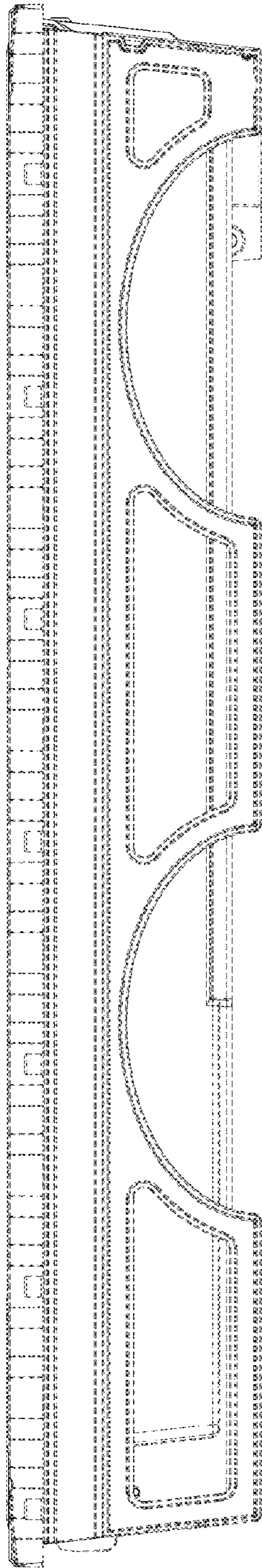


FIG. 12

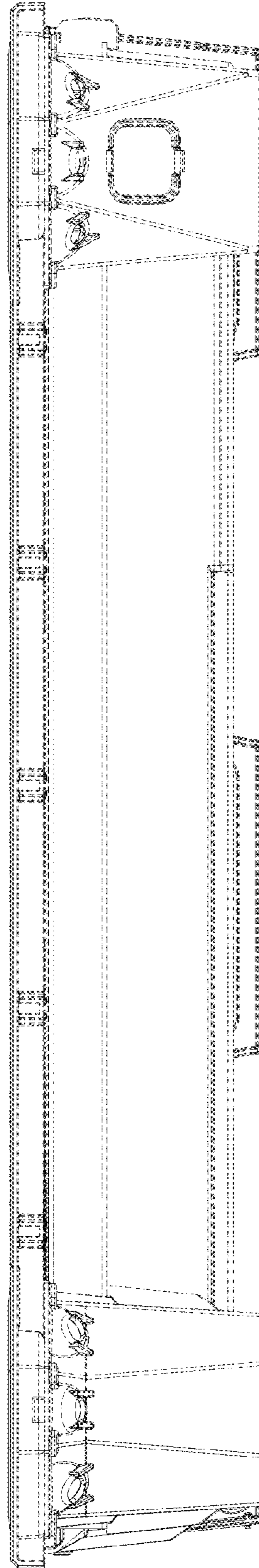


FIG. 13

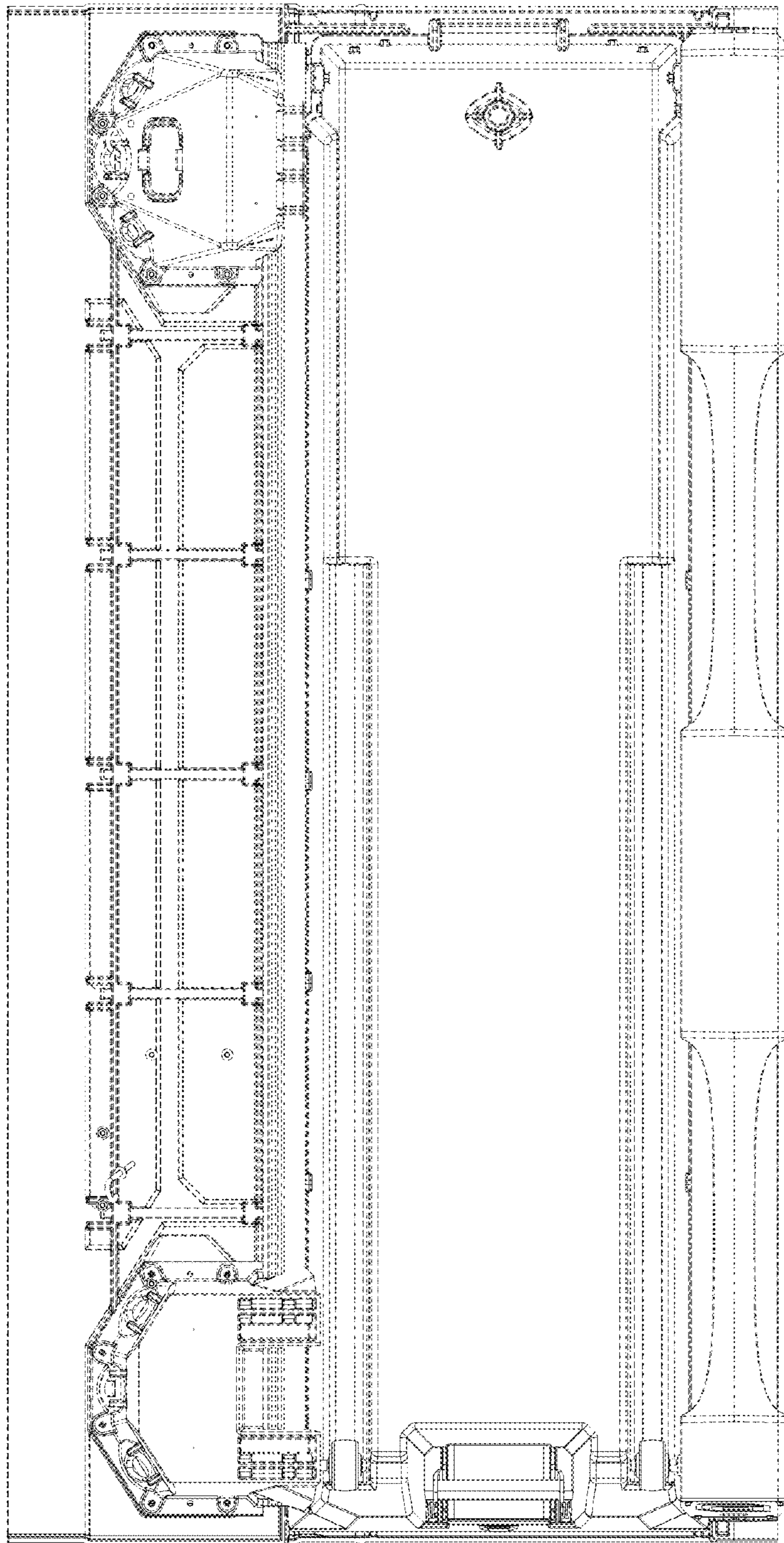


FIG. 14