



US00D719902S

(12) **United States Design Patent**
Sautter et al.

(10) **Patent No.:** **US D719,902 S**
(45) **Date of Patent:** **** Dec. 23, 2014**

- (54) **BOAT CARRIER**
- (71) Applicant: **Yakima Innovation Development Corporation**, Georgetown Grand Cayman (KY)
- (72) Inventors: **Chris Sautter**, Portland, OR (US); **Jason A. Sagen**, Portland, OR (US)
- (73) Assignee: **Yakima Innovation Development Corporation**, Georgetown, Grand Cayman (KY)

5,752,638 A 5/1998 Meeks
 5,820,002 A 10/1998 Allen
 5,951,231 A 9/1999 Allen
 5,996,870 A 12/1999 Shaver
 D422,553 S 4/2000 VonDuyke
 D427,407 S * 6/2000 Witt D34/24

(Continued)

FOREIGN PATENT DOCUMENTS

DE 3543514 A1 6/1986
 DE 10007078 A1 8/2001

(Continued)

Primary Examiner — Katrina A Betton

(74) *Attorney, Agent, or Firm* — Kolisch Hartwell, P.C.

(**) Term: **14 Years**

(21) Appl. No.: **29/443,785**

(22) Filed: **Jan. 22, 2013**

(51) **LOC (10) Cl.** **12-16**

(52) **U.S. Cl.**
USPC **D12/412**

(58) **Field of Classification Search**
 USPC D12/412, 406, 413, 414, 414.1; 293/3, 293/100; 224/309–310, 315–316, 319, 224/323–329, 400, 331, 321, 229.1, 316.4, 224/924, 299.1; D6/552; 280/760–762, 280/848, 727, 769; D3/304–306
 See application file for complete search history.

(56) **References Cited**

U.S. PATENT DOCUMENTS

1,500,924 A 7/1924 Chadwick et al.
 1,807,104 A 5/1931 Schat
 2,674,141 A 4/1954 Cowan
 2,840,288 A 6/1958 Broddon
 3,877,594 A * 4/1975 Coakley 414/462
 4,081,118 A 3/1978 Mason
 4,333,575 A 6/1982 Wong
 5,072,959 A * 12/1991 Marullo 280/47.331
 5,094,373 A 3/1992 Lovci
 5,516,017 A 5/1996 Arvidsson
 5,685,686 A 11/1997 Burns

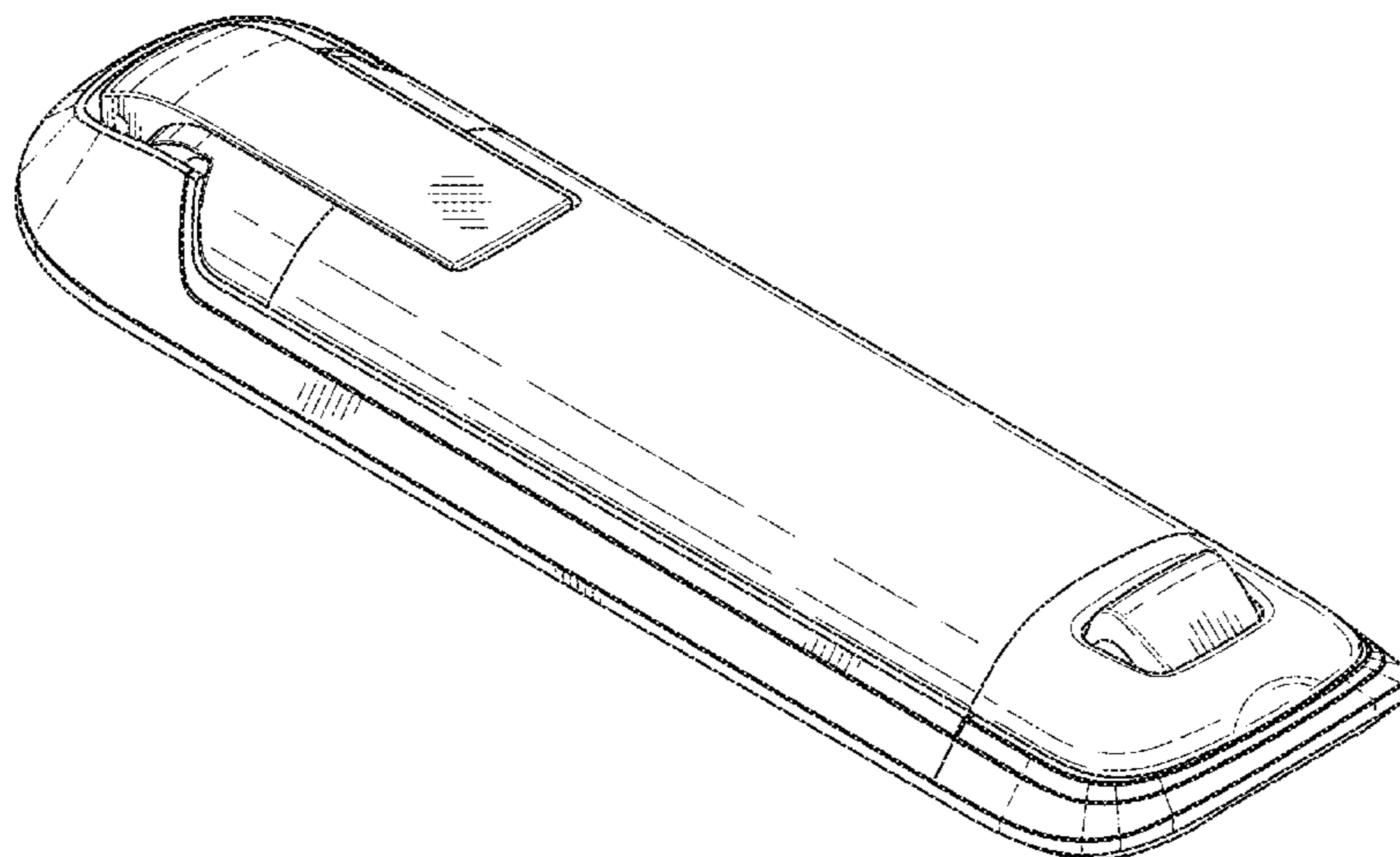
(57) **CLAIM**

We claim the ornamental design for a boat carrier, as shown and described.

DESCRIPTION

FIG. 1 is a perspective view of a boat carrier constructed in accordance with the present invention.
 FIG. 2 is a front elevation view thereof. The rear elevation view is a mirror image of FIG. 2
 FIG. 3 is a top plan view thereof.
 FIG. 4 is a bottom plan view thereof.
 FIG. 5 is a left side elevation view thereof; and,
 FIG. 6 is a right side elevation view thereof.
 The dash-double-dot-dash line(s) shown in the drawings are for illustrative purposes only and form no part of the claimed design.
 The rear view of the design is a mirror image of the right side, so the rear view has been omitted.
 The stippling and shading lines shown in the drawing(s) represent the approximate three-dimensional contour of the design, and are not intended to indicate surface decoration.
 Portions of the boat carrier that are not shown in the drawing (s) form no part of the claimed design.

1 Claim, 4 Drawing Sheets



(56)

References Cited

U.S. PATENT DOCUMENTS

6,164,507 A 12/2000 Dean et al.
 6,283,310 B1 9/2001 Dean et al.
 6,286,738 B1 9/2001 Robins et al.
 6,315,181 B1 11/2001 Bradley et al.
 6,367,673 B1 4/2002 Smith et al.
 6,390,309 B1 5/2002 Tucker
 6,422,441 B1 7/2002 Settelmayer et al.
 6,425,509 B1 7/2002 Dean et al.
 6,460,743 B2 10/2002 Edgerly et al.
 6,561,396 B2 5/2003 Ketterhagen
 6,561,398 B1 5/2003 Cole et al.
 6,681,971 B2 1/2004 Laverack et al.
 6,683,199 B1 1/2004 Chen et al.
 6,868,998 B2 3/2005 Dean
 6,918,521 B2 7/2005 Settelmayer et al.
 7,131,561 B2 11/2006 Humes
 7,270,241 B2 9/2007 Nobili
 7,357,283 B2 4/2008 Settelmayer
 7,434,714 B2 10/2008 Huang
 7,481,344 B2 1/2009 Naslund et al.
 7,780,050 B2 8/2010 Tucker

7,810,686 B2 10/2010 Ilgenfritz
 7,815,083 B2 10/2010 Clausen et al.
 8,136,708 B2 3/2012 Sautter et al.
 D665,725 S * 8/2012 Laverack et al. D12/412
 2002/0125282 A1 9/2002 Laverack et al.
 2005/0077335 A1 4/2005 Bourne
 2006/0273122 A1 12/2006 Bogoslofski et al.
 2006/0273124 A1 12/2006 Bogoslofski
 2006/0289577 A1 12/2006 Malone
 2007/0119888 A1 5/2007 Chuang
 2007/0164065 A1 7/2007 Davis
 2008/0190979 A1 8/2008 Robins et al.
 2008/0193265 A1 8/2008 Sautter et al.
 2009/0120982 A1 5/2009 Sautter et al.
 2009/0120983 A1 5/2009 Magnusson
 2010/0209191 A1 * 8/2010 Griffin et al. 405/3
 2011/0068137 A1 * 3/2011 Murray et al. 224/318

FOREIGN PATENT DOCUMENTS

FR 2574875 A1 6/1986
 FR 2684621 A1 6/1993
 JP 2002052985 A 2/2002

* cited by examiner

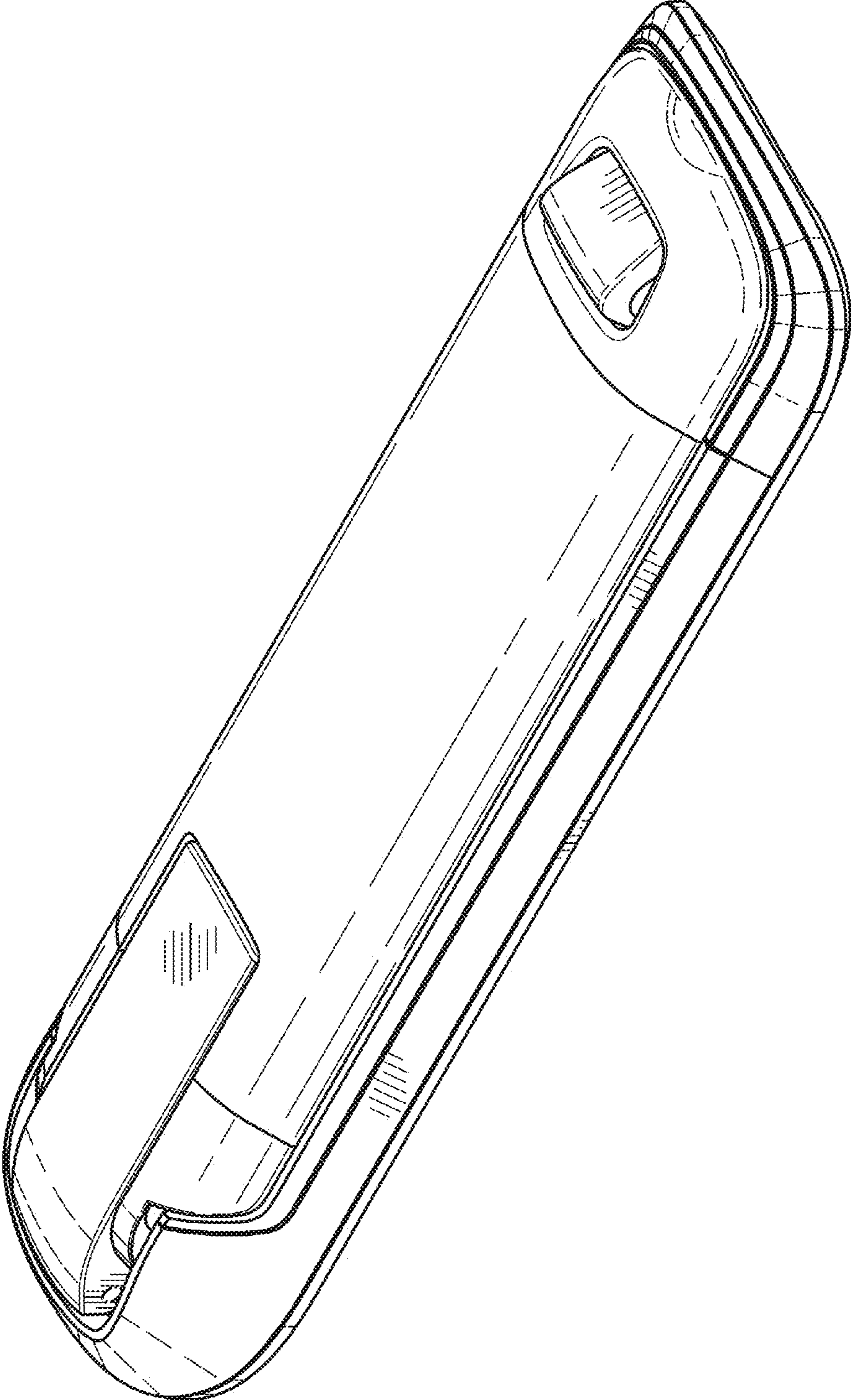



Fig. 1

Fig. 2



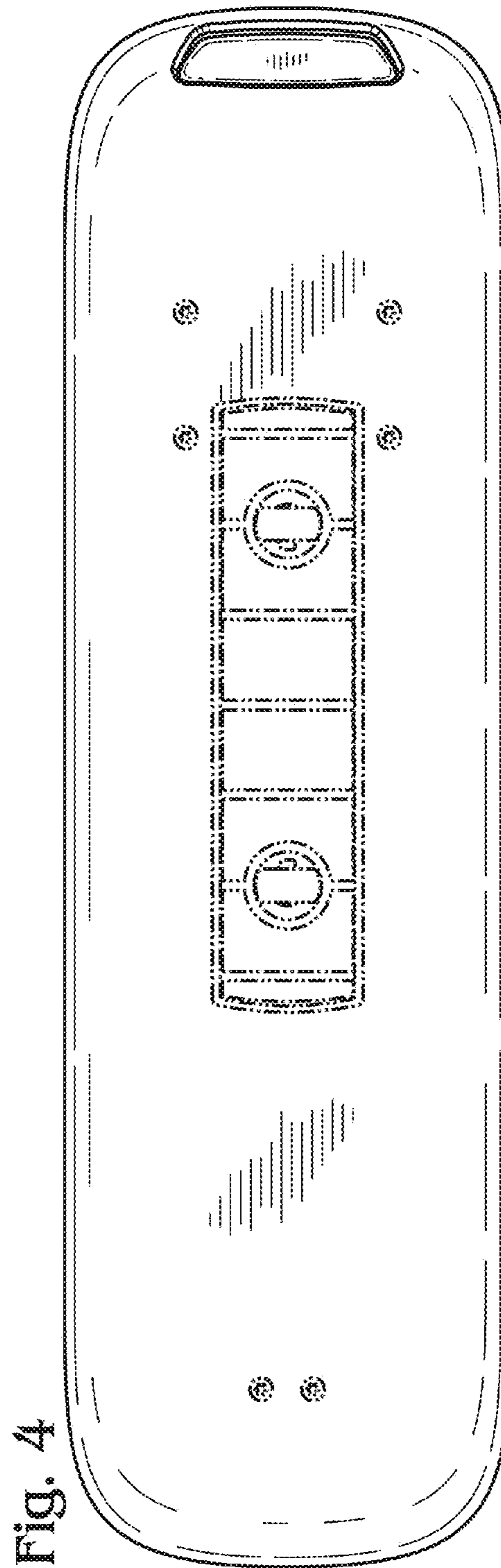
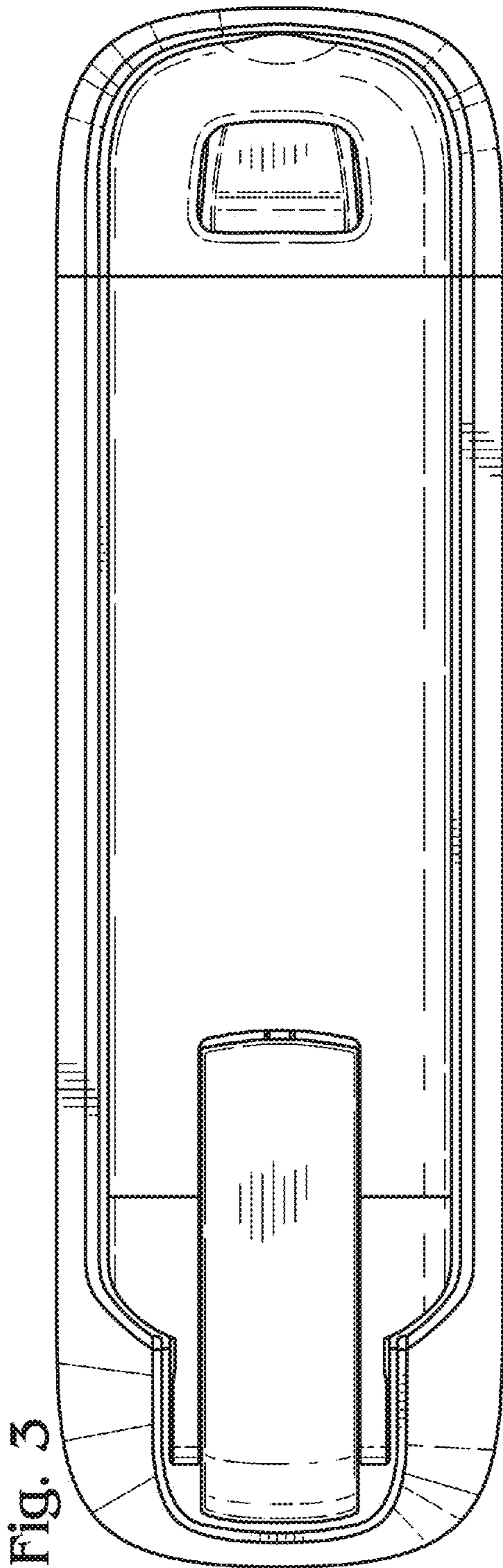


Fig. 5

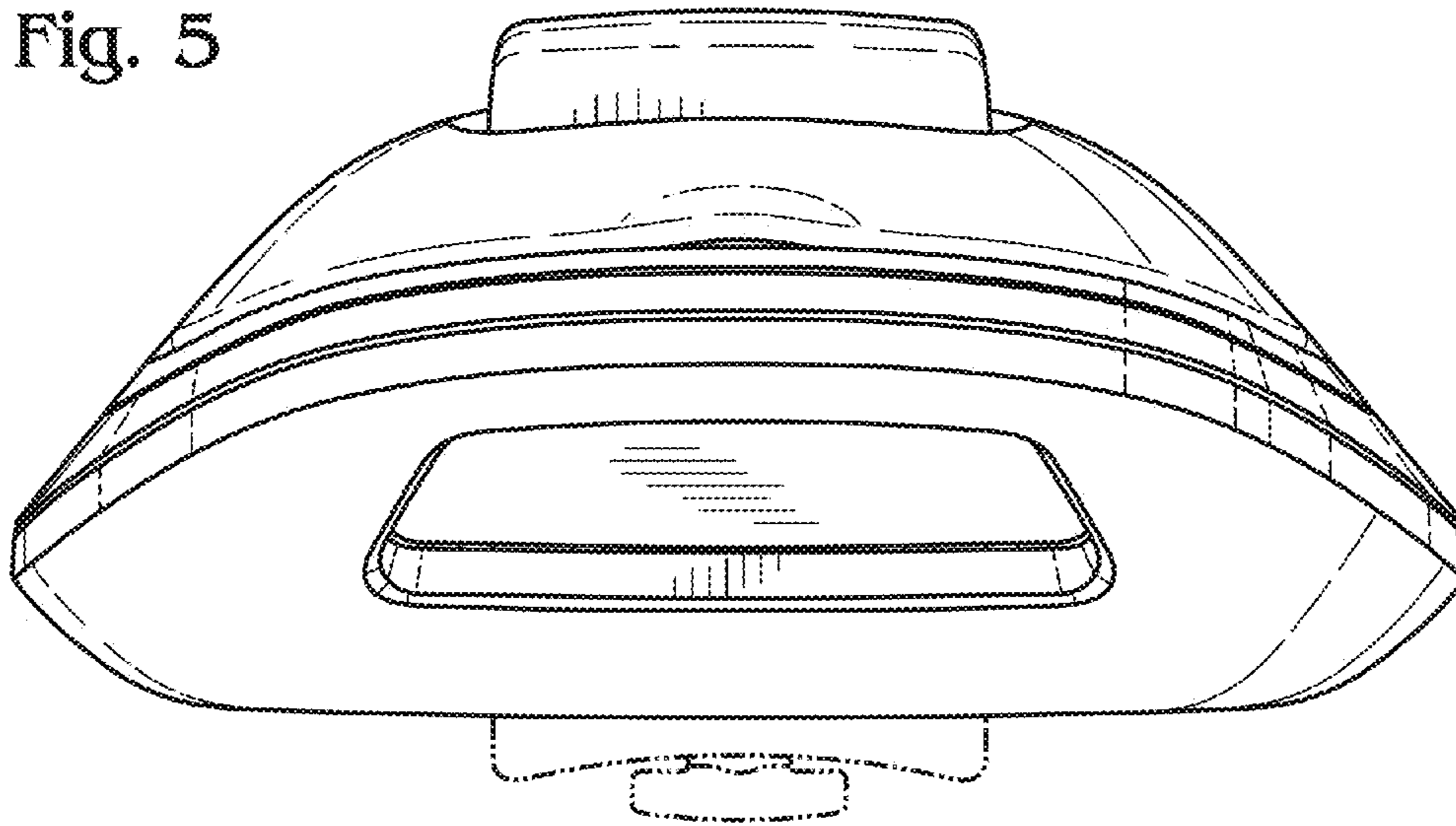


Fig. 6

