



US00D719898S

(12) **United States Design Patent**
Tyndell

(10) **Patent No.:** **US D719,898 S**
(45) **Date of Patent:** **** Dec. 23, 2014**

(54) **MOBILE DECK USED FOR LEISURE OR ENTERTAINMENT**

(76) Inventor: **Timothy Michael Tyndell**, Mineola, TX (US)

(**) Term: **14 Years**

(21) Appl. No.: **29/428,756**

(22) Filed: **Aug. 2, 2012**

(51) **LOC (10) Cl.** **12-16**

(52) **U.S. Cl.**
USPC **D12/400; D12/101**

(58) **Field of Classification Search**
CPC B60P 3/32; B60P 3/34; B60P 3/341; B60P 3/40; B60P 3/41; B60P 3/42; B63B 25/18; B63B 25/20; B63B 25/28
USPC D12/84, 89, 96, 97, 100, 101, 103, 104, D12/106, 196, 203, 314, 400; D28/36, 92; 280/5.3, 163, 164.2, 166, 169, 291; 296/156, 162, 164, 166

See application file for complete search history.

(56) **References Cited**

U.S. PATENT DOCUMENTS

2,924,829	A	2/1960	Mosier	
3,750,351	A *	8/1973	Greenburg	D12/106
3,949,706	A *	4/1976	Coon, Jr.	D12/101
4,067,298	A	1/1978	Jones	
D258,238	S	2/1981	Grady, Jr.	
D267,166	S *	12/1982	Sambucetti et al.	D12/101
4,883,306	A	11/1989	Stucky	
5,390,620	A *	2/1995	Murphy et al.	D12/316
D362,417	S	9/1995	Curtis	

5,784,837	A	7/1998	Klein	
5,822,930	A	10/1998	Klein	
D415,070	S *	10/1999	Tait	D12/103
D418,451	S *	1/2000	Konecheck	D12/101
D523,378	S *	6/2006	Tait	D12/103
7,686,381	B1 *	3/2010	Leonard	296/162
D617,469	S	6/2010	Mitchell	
7,841,644	B1 *	11/2010	Ciarfello	D12/104
D691,518	S *	10/2013	Monia et al.	D12/101
2004/0200159	A1	10/2004	Carson	

* cited by examiner

Primary Examiner — Deanna L Pratt

Assistant Examiner — Natasha Vujcic

(74) *Attorney, Agent, or Firm* — QuickPatents; Kevin Prince

(57) **CLAIM**

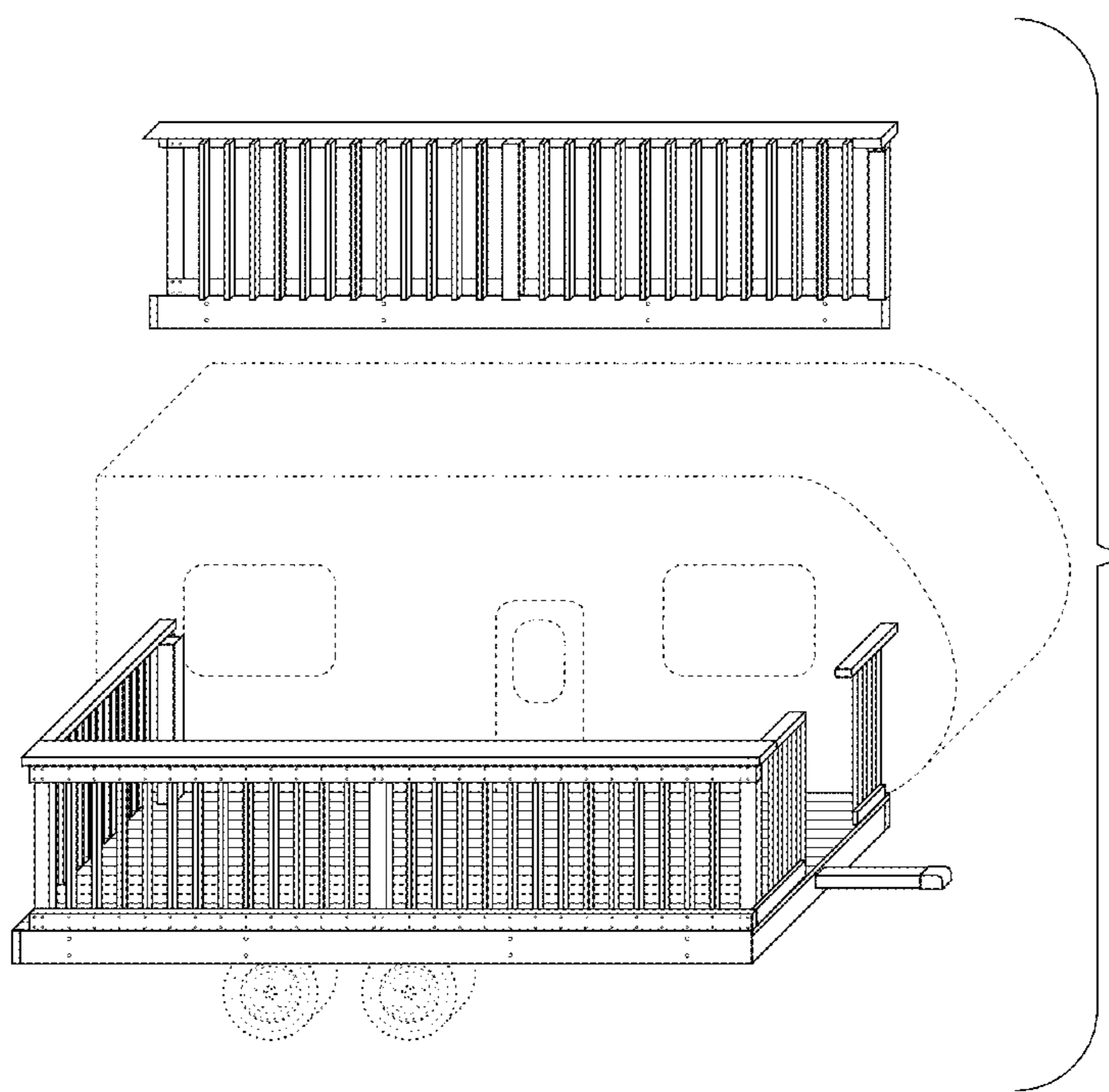
I claim the ornamental design for a mobile deck used for leisure or entertainment, as shown and described.

DESCRIPTION

FIG. 1 is an exploded perspective view of a mobile deck used for leisure or entertainment, showing a removable railing separated from a mobile deck of my new design; FIG. 2 is a right-side elevational view thereof, the left-side elevational view being a mirror image thereof; FIG. 3 is a top plan view thereof; FIG. 4 is a front elevational view thereof; and, FIG. 5 is a rear elevational view thereof.

The broken line showing of the mobile home in FIG. 1 illustrates the unclaimed environment of the claimed design. All other broken lines in FIGS. 1-5 illustrate portions of the mobile deck used for leisure or entertainment that form no part of the claimed design.

1 Claim, 3 Drawing Sheets



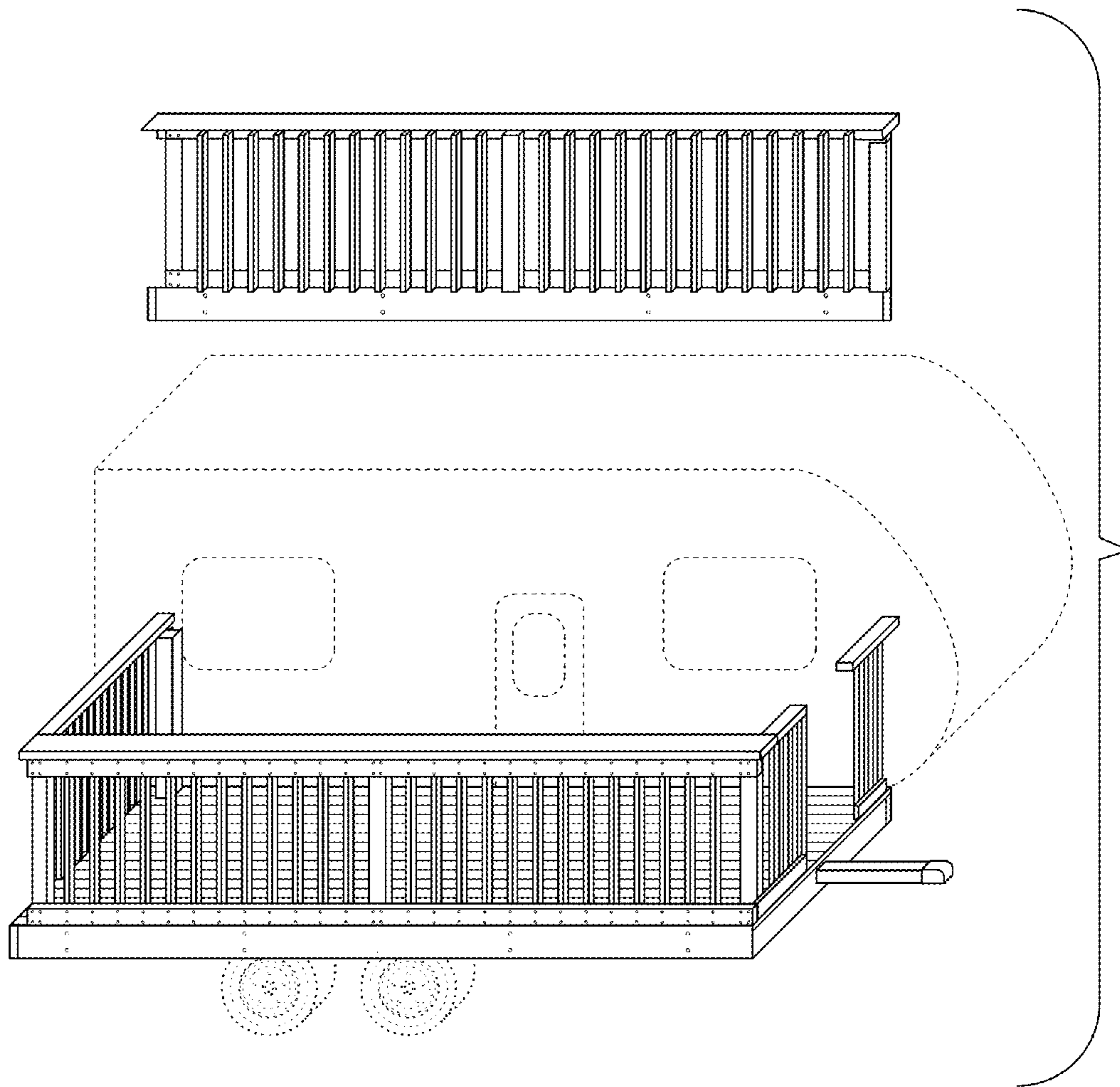


FIG. 1

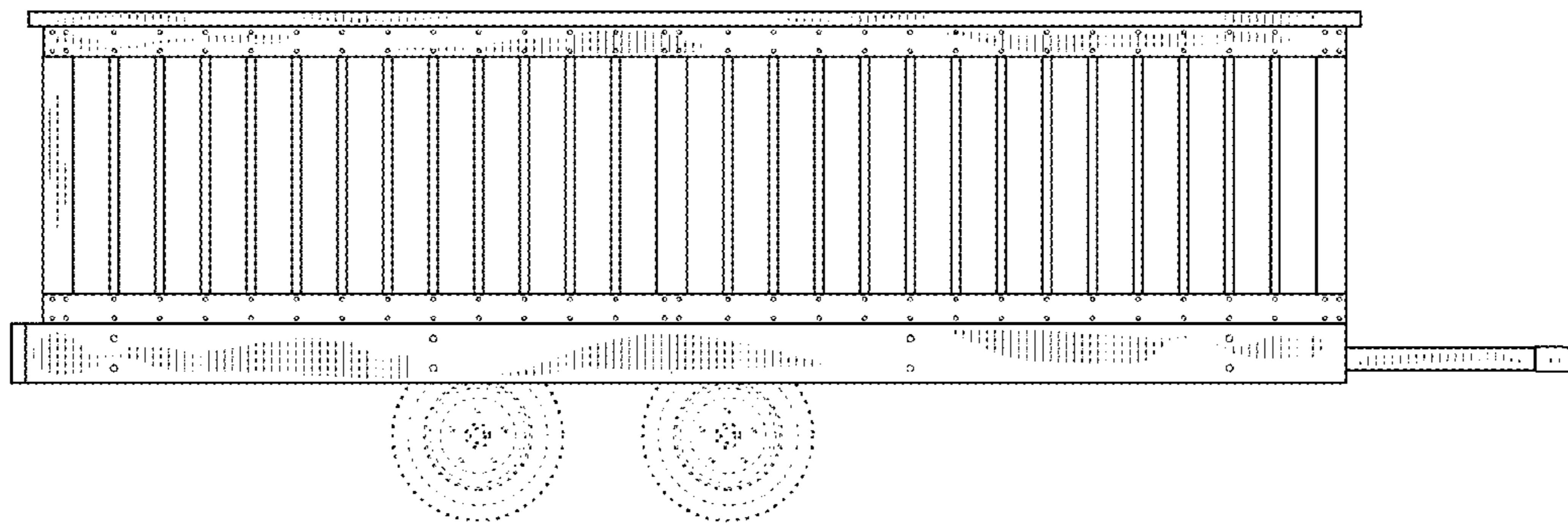


FIG. 2




FIG. 3

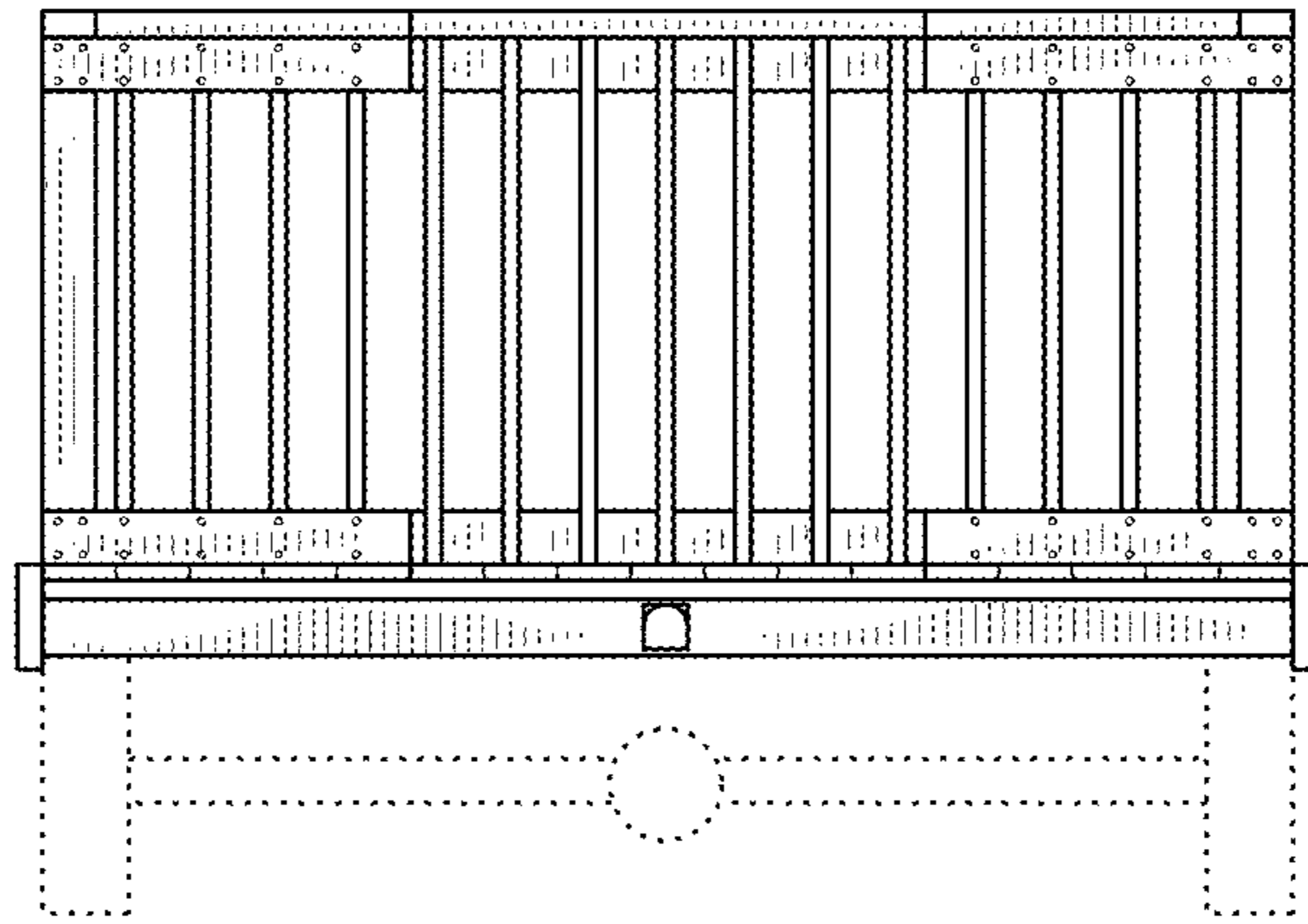


FIG. 4

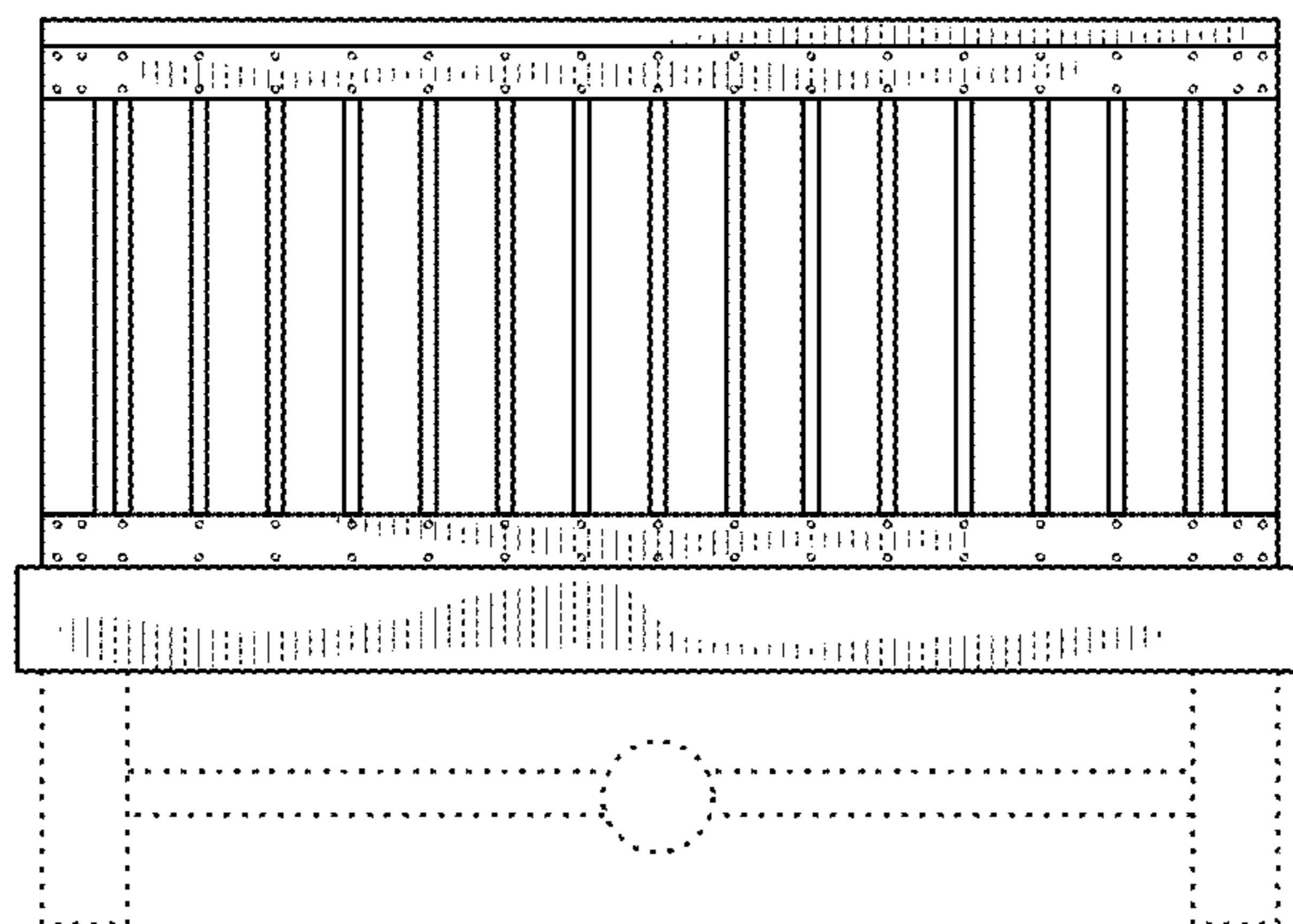


FIG. 5