



US00D719895S

(12) **United States Design Patent**  
**Fisette et al.**

(10) **Patent No.:** **US D719,895 S**  
(45) **Date of Patent:** **\*\* Dec. 23, 2014**

(54) **AIRCRAFT INTERIOR SIDEWALL**

(75) Inventors: **Armand Fisette**, Thousand Oaks, CA (US); **Magnus Aspegren**, Santa Monica, CA (US); **Sérgio Raphael Fonseca Affonso**, São José dos Campos (BR)

(73) Assignee: **Embraer S.A.**, São José Dos Campos—SP (BR)

(\*\*) Term: **14 Years**

(21) Appl. No.: **29/361,666**

(22) Filed: **May 13, 2010**

(51) **LOC (10) Cl.** ..... **12-07**

(52) **U.S. Cl.**  
USPC ..... **D12/345**

(58) **Field of Classification Search**  
USPC ..... D12/345, 319, 327, 341; D21/450;  
244/55, 119, 118.5; 362/471

See application file for complete search history.

(56) **References Cited**

**U.S. PATENT DOCUMENTS**

|           |      |         |                        |           |
|-----------|------|---------|------------------------|-----------|
| D463,357  | S *  | 9/2002  | Granzeier et al. ....  | D12/345   |
| 6,786,453 | B2 * | 9/2004  | Jones .....            | 244/129.3 |
| 7,118,069 | B2 * | 10/2006 | Novak et al. ....      | 244/119   |
| 7,210,655 | B2 * | 5/2007  | Novak et al. ....      | 244/119   |
| D592,584  | S *  | 5/2009  | Schuephaus et al. .... | D12/345   |
| D608,269  | S *  | 1/2010  | Aruga et al. ....      | D12/345   |

|              |      |         |                       |           |
|--------------|------|---------|-----------------------|-----------|
| D617,254     | S *  | 6/2010  | Guard et al. ....     | D12/345   |
| 8,038,098    | B2 * | 10/2011 | Johnson et al. ....   | 244/118.1 |
| 2005/0044712 | A1 * | 3/2005  | Gideon et al. ....    | 29/897.32 |
| 2011/0282483 | A1 * | 11/2011 | Simonetti et al. .... | 700/114   |
| 2012/0074258 | A1 * | 3/2012  | Papke et al. ....     | 244/118.5 |

\* cited by examiner

*Primary Examiner* — Cathron Brooks

*Assistant Examiner* — Katie Mroczka

(74) *Attorney, Agent, or Firm* — Nixon & Vanderhye P.C.

(57) **CLAIM**

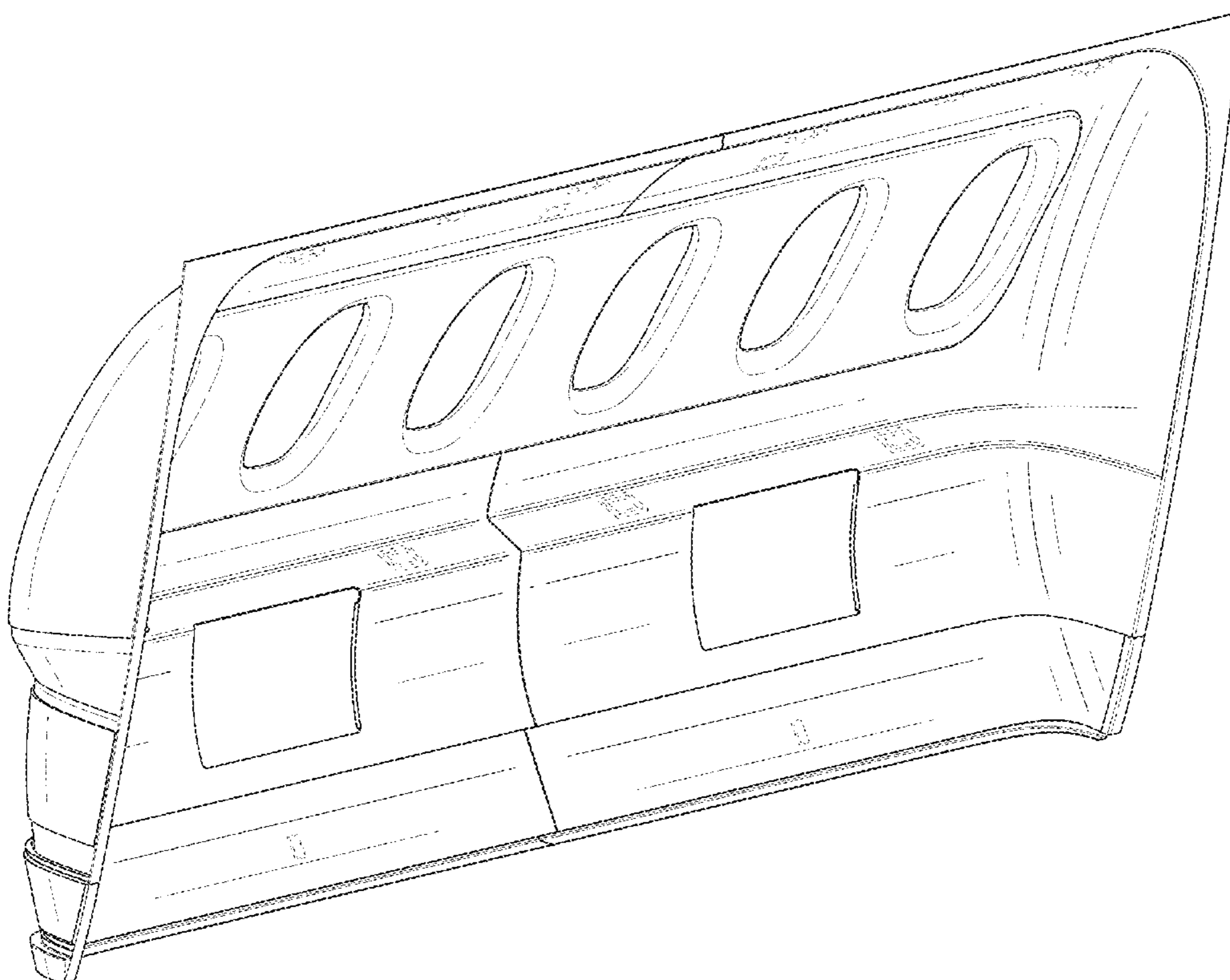
The ornamental design for “aircraft interior sidewall,” as shown and described.

**DESCRIPTION**

FIG. 1 is a front perspective view thereof, FIG. 2 is a front elevation view thereof, FIG. 3 is a rear elevation view thereof, FIG. 4 is top plan view thereof, FIG. 5 is a bottom plan view thereof, FIG. 6 is a left side elevation view thereof, the right side elevation view being a mirror image thereof, FIG. 7 is a longitudinal cross-sectional view as taken along lines 7-7 in FIG. 2; and, FIG. 8 is a latitudinal cross-sectional view as taken along lines 8-8 in FIG. 2.

The broken lines shown in the drawings illustrate features of the aircraft interior sidewall that do not form part of the claimed design.

**1 Claim, 5 Drawing Sheets**



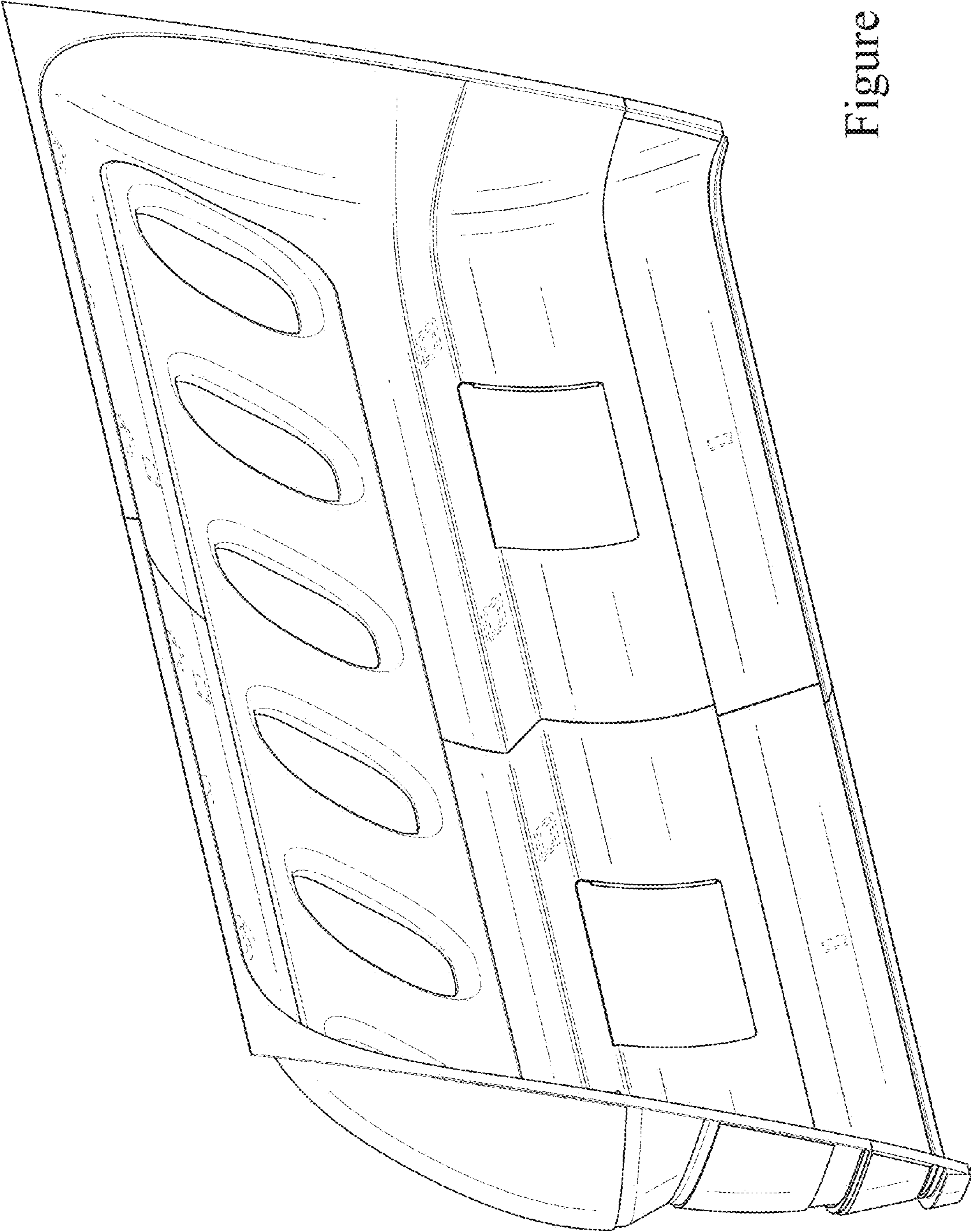


Figure 1

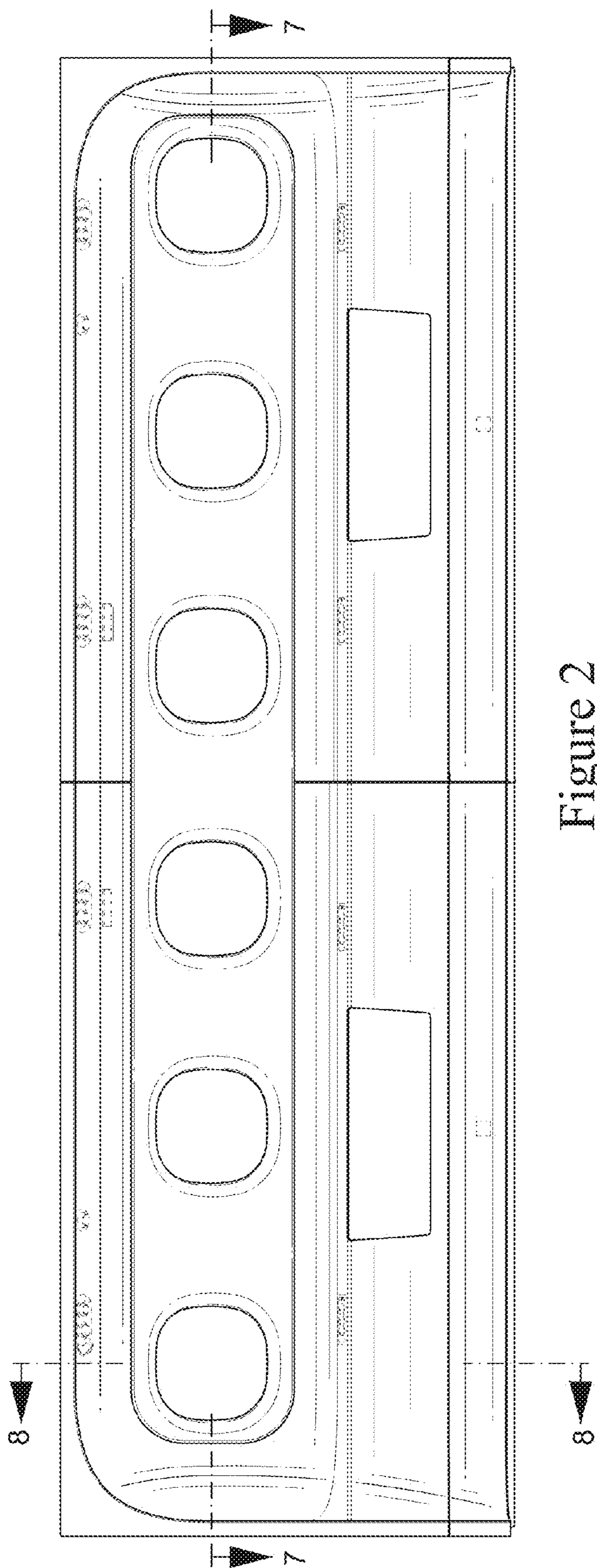


Figure 2



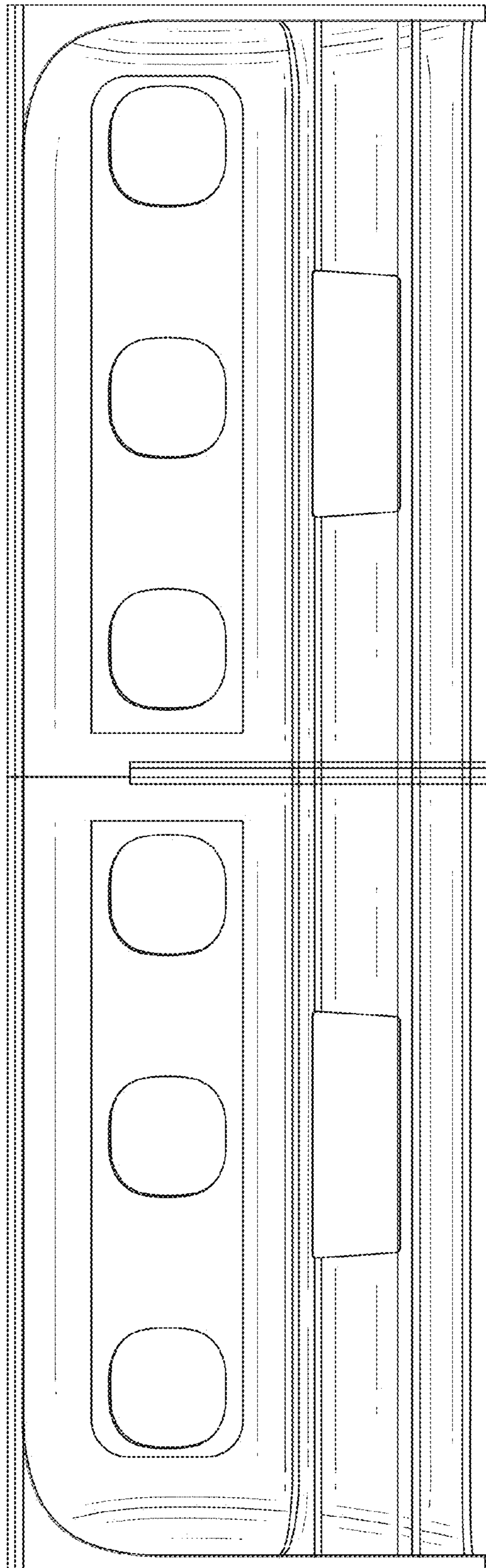


Figure 3

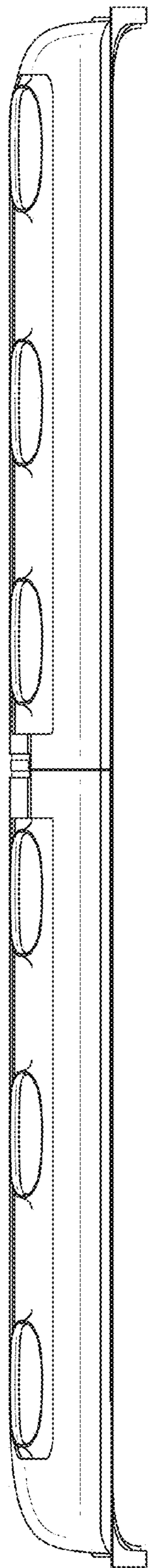


Figure 4

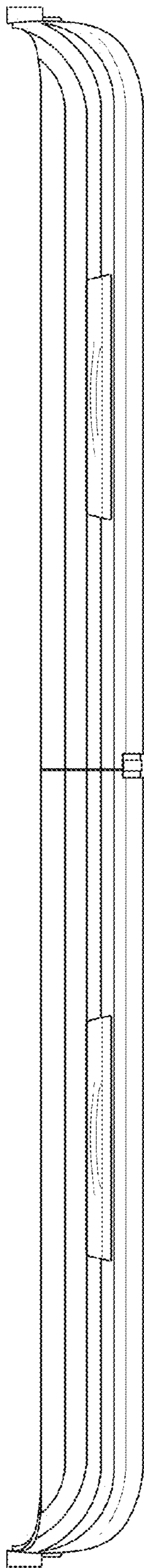


Figure 5

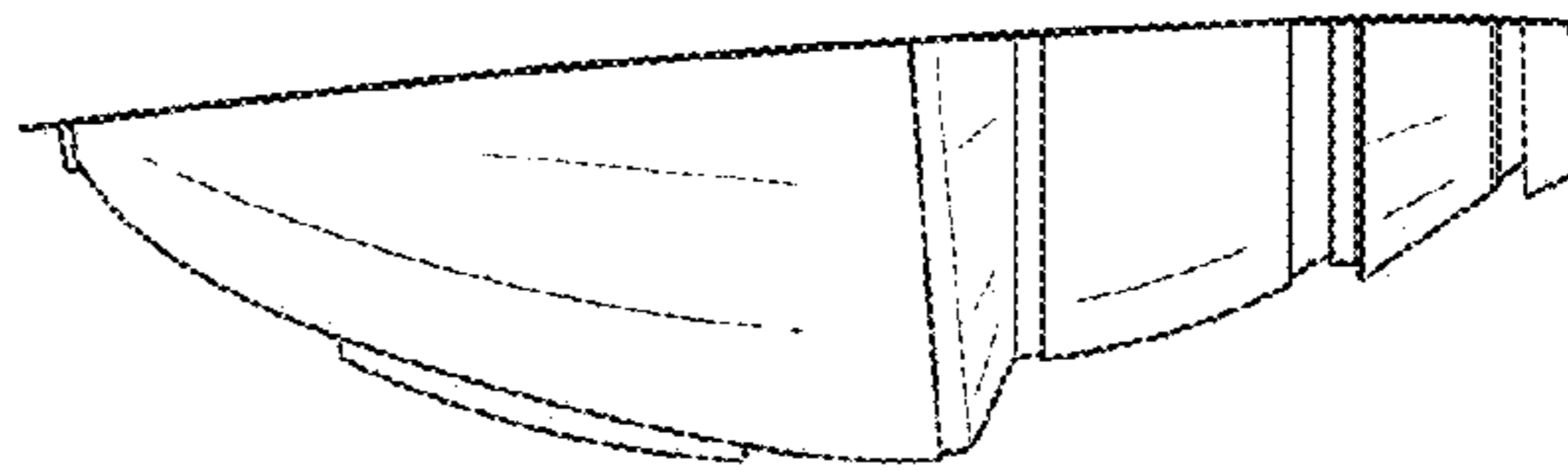


Figure 6

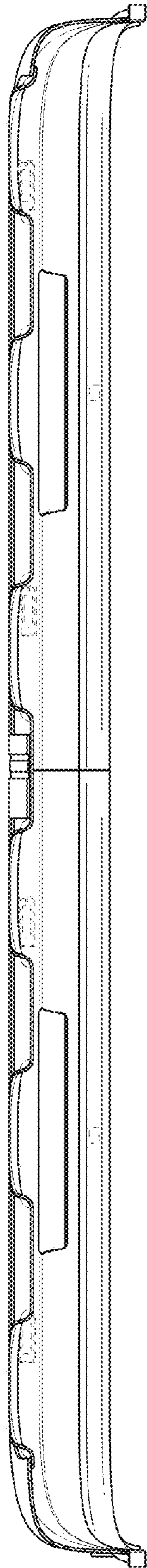


Figure 7

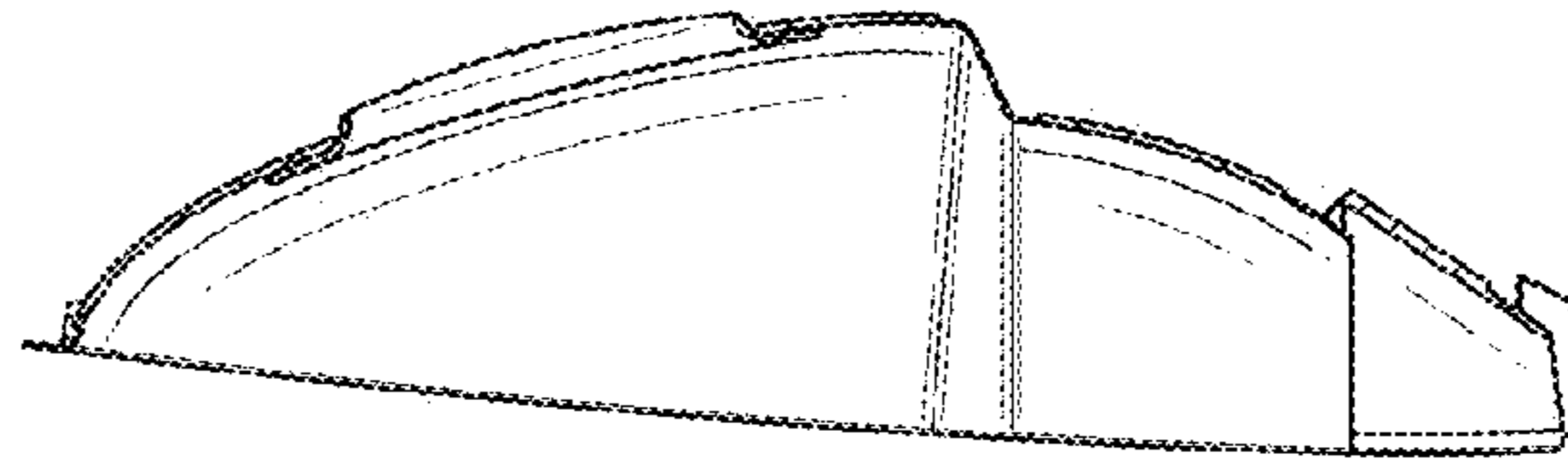


Figure 8