



US00D719892S

(12) **United States Design Patent**  
**Hodges**

(10) **Patent No.:** **US D719,892 S**

(45) **Date of Patent:** **\*\* Dec. 23, 2014**

(54) **WHEEL**

(71) Applicant: **Frank J. Hodges**, Corona, CA (US)

(72) Inventor: **Frank J. Hodges**, Corona, CA (US)

(\*\*) Term: **14 Years**

(21) Appl. No.: **29/496,310**

(22) Filed: **Jul. 11, 2014**

(51) **LOC (10) Cl.** ..... **12-16**

(52) **U.S. Cl.**  
USPC ..... **D12/209**

(58) **Field of Classification Search**  
CPC ..... B60B 7/00; B60B 7/02; B60B 7/04;  
B60B 7/01; B60B 7/06; B60B 3/02; B60B  
3/04; B60B 3/06; B60B 3/10; B60B 1/00;  
B60B 1/08; B60B 1/10; B60B 1/12  
USPC ..... D12/204–213  
See application file for complete search history.

(56) **References Cited**

**U.S. PATENT DOCUMENTS**

D390,822 S \* 2/1998 Nepper ..... D12/209  
D408,344 S \* 4/1999 Kelley ..... D12/209

D435,500 S \* 12/2000 Hussaini et al. .... D12/209  
D493,132 S \* 7/2004 Rivers et al. .... D12/209  
D563,858 S \* 3/2008 Aydin ..... D12/209  
D635,076 S \* 3/2011 De Bono ..... D12/209  
D671,475 S \* 11/2012 Juergens et al. .... D12/209  
D692,364 S \* 10/2013 Barnes et al. .... D12/209  
D695,670 S \* 12/2013 De Bono ..... D12/209  
D697,005 S \* 1/2014 Juergens et al. .... D12/209  
D709,427 S \* 7/2014 Clottu ..... D12/209  
D713,315 S \* 9/2014 Juergens et al. .... D12/209

\* cited by examiner

*Primary Examiner* — Stacia Cadmus

(74) *Attorney, Agent, or Firm* — Eric B. Alspaugh



(57) **CLAIM**

The ornamental design for an wheel, as shown and described.

**DESCRIPTION**

FIG. 1 is a front view of an wheel showing my new design;  
FIG. 2 is a side view thereof; and,  
FIG. 3 is an oblique view thereof.  
The broken line showing of LF is included for the purpose of  
illustrating environment and forms no part of the claimed  
design.

**1 Claim, 3 Drawing Sheets**






Fig. 1

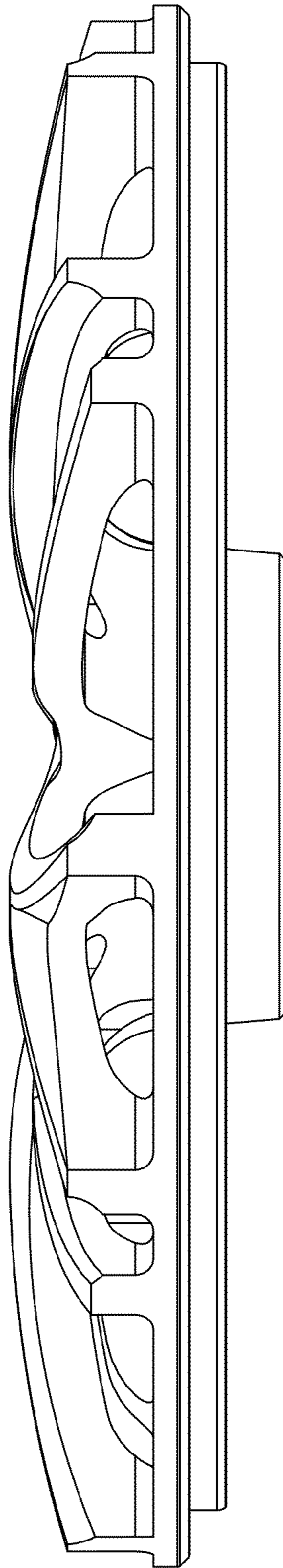


Fig. 2




Fig. 3