



US00D719886S

(12) **United States Design Patent**
Cowan et al.

(10) **Patent No.:** **US D719,886 S**

(45) **Date of Patent:** **** Dec. 23, 2014**

(54) **STEP TREAD FORMATION**

(75) Inventors: **Michael James Cowan**, Lisle, IL (US);
Thomas John Eichhorn, Beavercreek,
OH (US)

(73) Assignee: **International Truck Intellectual
Property Company, LLC**, Lisle, IL
(US)

(**) Term: **14 Years**

(21) Appl. No.: **29/431,962**

(22) Filed: **Sep. 12, 2012**

(51) **LOC (10) Cl.** **12-16**

(52) **U.S. Cl.**
USPC **D12/203**

(58) **Field of Classification Search**
CPC B60C 11/0008; B60C 11/0041; B60C 11/01;
B60C 11/12; E06C 1/005; E06C 1/02; E06C
5/00; E06C 5/02; E06C 5/04
USPC D12/89, 203, 314; 182/64.1, 127;
280/5.3, 163, 164.2, 166, 169, 291;
D25/62, 63, 68, 69
See application file for complete search history.

(56) **References Cited**

U.S. PATENT DOCUMENTS

2,702,195 A * 2/1955 Merrill 182/89
4,017,093 A * 4/1977 Stecker, Sr. 280/163
4,249,634 A * 2/1981 Potts 280/166
4,749,191 A 6/1988 Gipson et al.

4,930,797 A * 6/1990 Parrill 280/166
5,501,475 A * 3/1996 Bundy 280/166
5,941,342 A * 8/1999 Lee 280/166
D440,931 S * 4/2001 Knight et al. D12/203
D549,145 S * 8/2007 Kieffer et al. D12/203
D549,146 S * 8/2007 Kieffer et al. D12/203
2003/0011164 A1 * 1/2003 Cipolla 280/164.1
2012/0104718 A1 * 5/2012 Alvarez et al. 280/163
2013/0154230 A1 * 6/2013 Ziaylek et al. 280/166

OTHER PUBLICATIONS

Website for McNichols; Jun. 3, 2013.

* cited by examiner

Primary Examiner — Deanna L Pratt

Assistant Examiner — Natasha Vujcic

(74) *Attorney, Agent, or Firm* — Jeffrey P. Calfa; Mark C.
Bach

(57) **CLAIM**

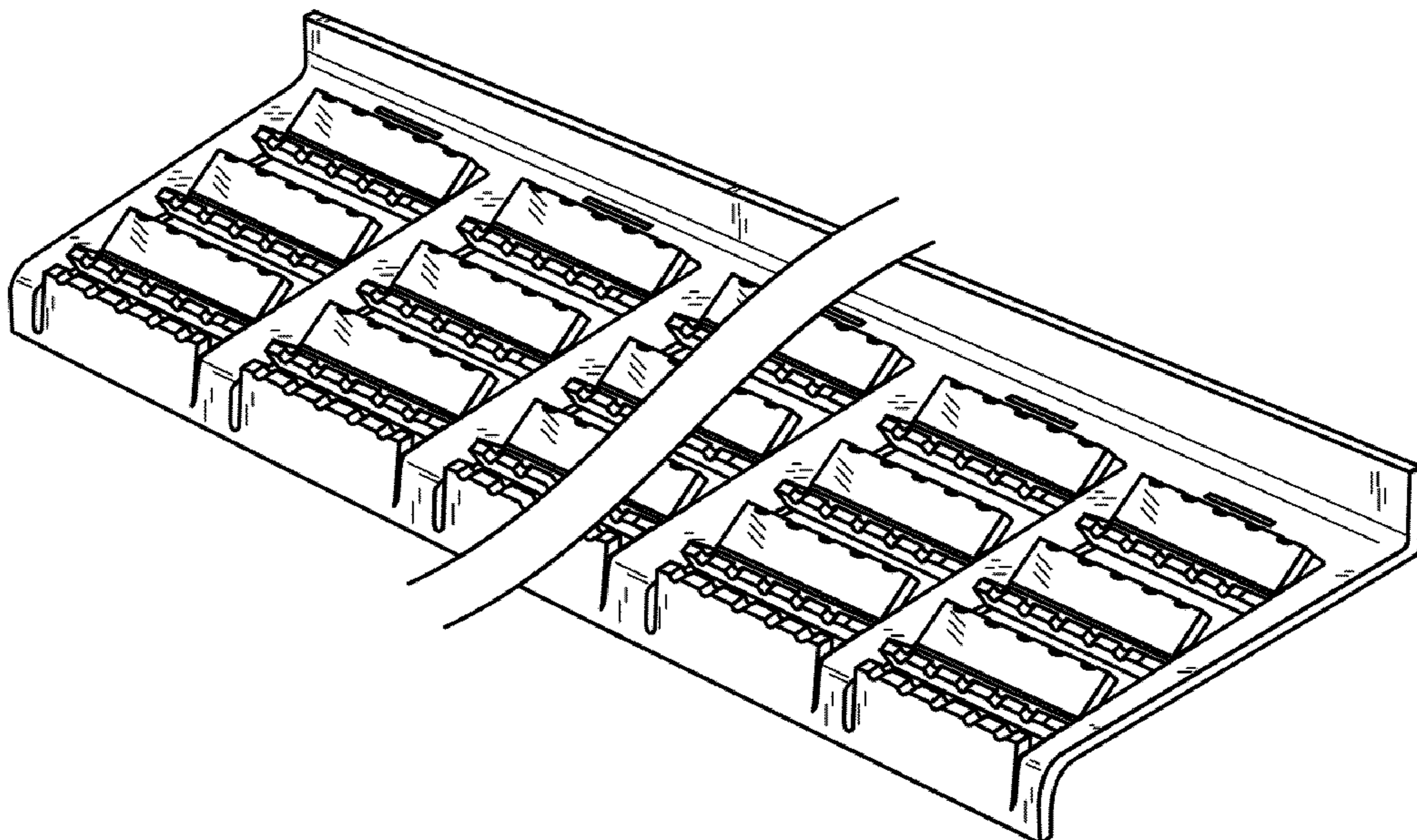
The ornamental design for a step tread formation, as shown
and described.

DESCRIPTION

FIG. 1 is a FRONT AND LEFT SIDE PERSPECTIVE view
of a step tread showing our new design;
FIG. 2 is a TOP PLAN view thereof;
FIG. 3 is a FRONT ELEVATION view thereof;
FIG. 4 is a RIGHT SIDE ELEVATION view thereof;
FIG. 5 is a LEFT SIDE ELEVATION view thereof;
FIG. 6 is a BOTTOM view thereof; and,
FIG. 7 is a REAR SIDE ELEVATION view thereof.

The break lines in the drawings indicate that the appearance
of any portion of the step tread between the break lines forms
no part of the claimed design.

1 Claim, 2 Drawing Sheets



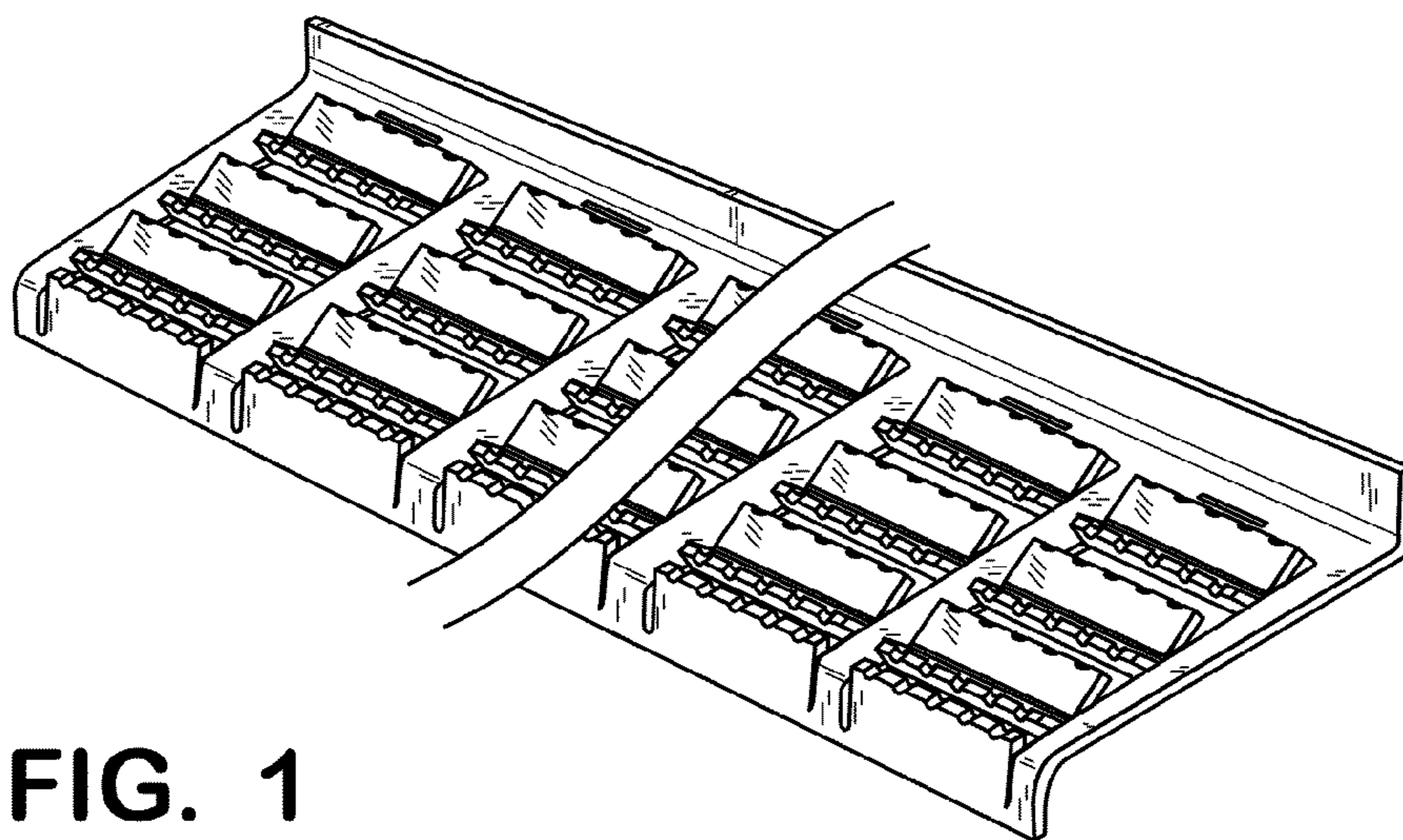


FIG. 1

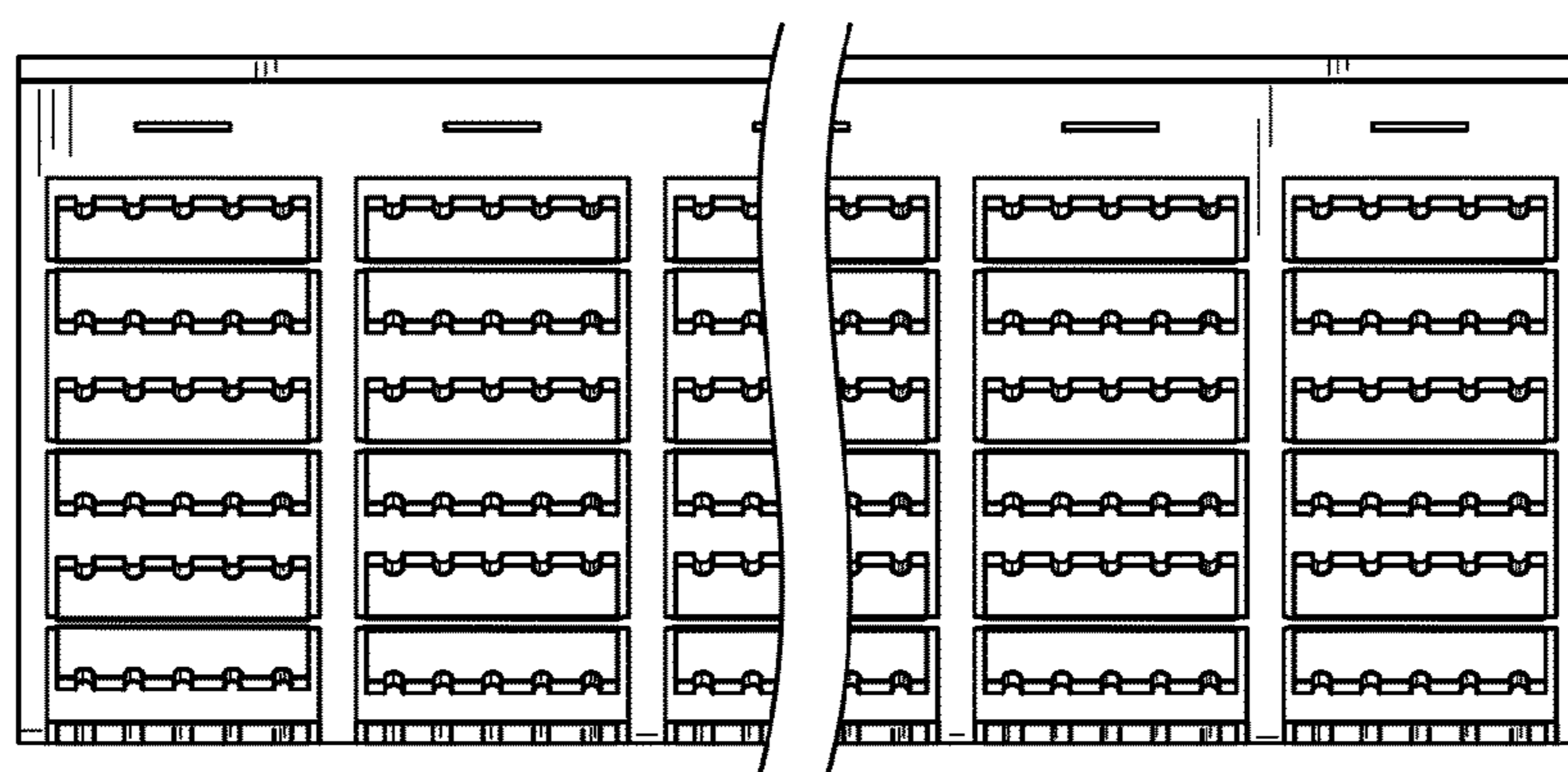


FIG. 2

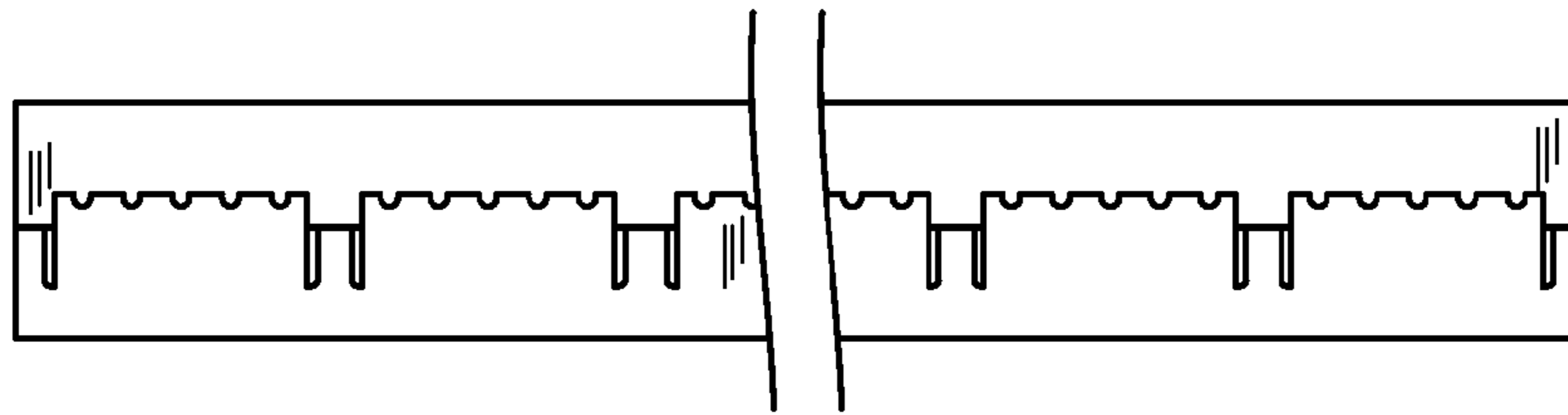


FIG. 3

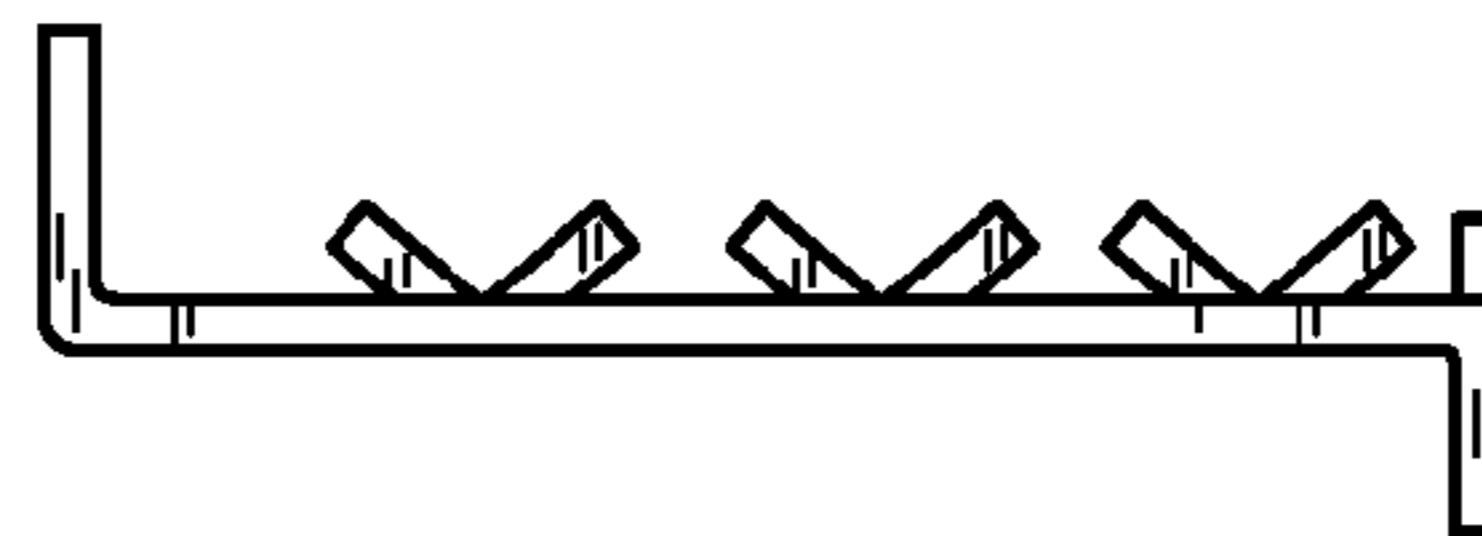


FIG. 4

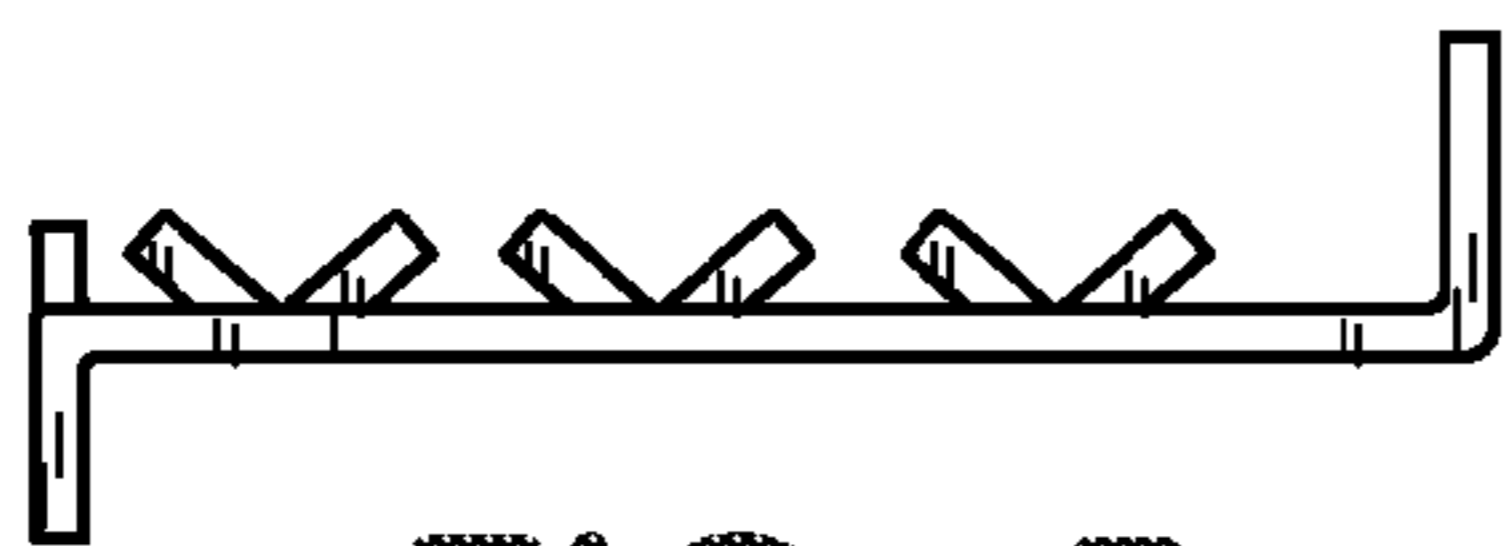


FIG. 5

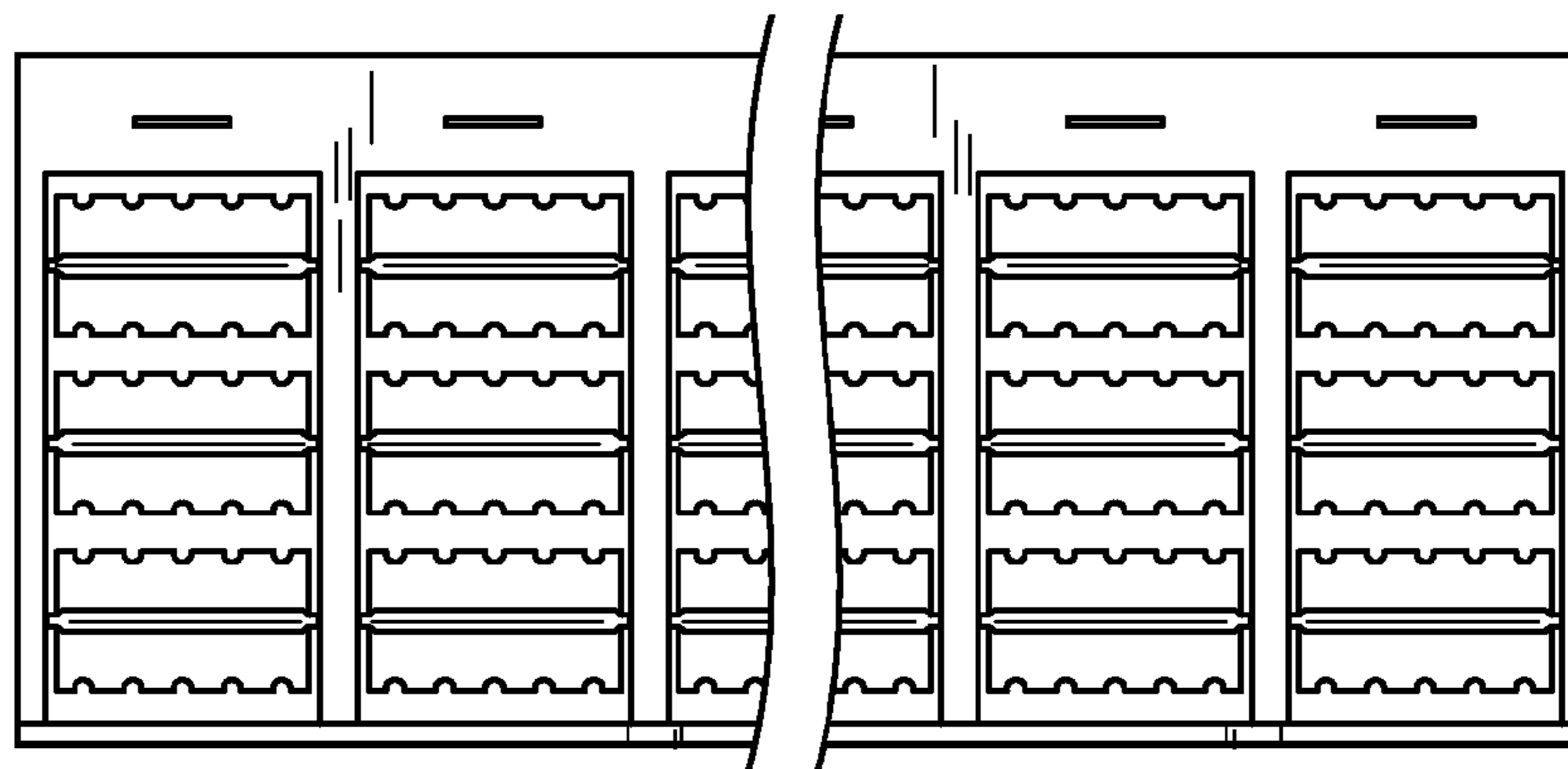


FIG. 6

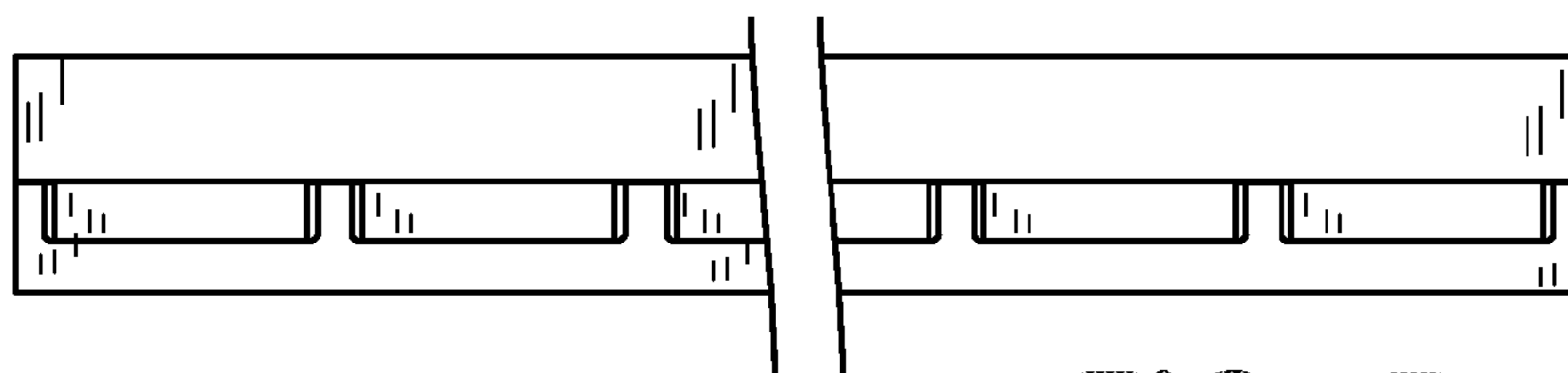


FIG. 7