



US00D719884S

(12) **United States Design Patent**
Peltola et al.

(10) **Patent No.:** **US D719,884 S**

(45) **Date of Patent:** **** Dec. 23, 2014**

(54) **DOOR PAD**

D435,003 S * 12/2000 Tsay D12/195
D467,211 S * 12/2002 Pfeiffer et al. D12/195
D489,304 S * 5/2004 Schowalter et al. D12/195

(71) Applicants: **Wallace A. Peltola**, Sammamish, WA
(US); **Jonathan Duncan**, Seattle, WA
(US)

OTHER PUBLICATIONS

“Interiors,” Kenworth Truck Company, Kirkland, Washington, 2005,
16-page brochure.
“T660,” Kenworth Truck Company, Kirkland, Washington, 2009,
36-page brochure.
“T800,” Kenworth Truck Company, Kirkland, Washington, 2009,
28-page brochure.
“W900,” Kenworth Truck Company, Kirkland, Washington, 2009,
28-page brochure.

(72) Inventors: **Wallace A. Peltola**, Sammamish, WA
(US); **Jonathan Duncan**, Seattle, WA
(US)

(73) Assignee: **PACCAR Inc**, Bellevue, WA (US)

(**) Term: **14 Years**

* cited by examiner

(21) Appl. No.: **29/448,508**

Primary Examiner — Katrina A Betton

(22) Filed: **Mar. 12, 2013**

(74) *Attorney, Agent, or Firm* — Christensen O’Connor
Johnson Kindness PLLC

(51) **LOC (10) Cl.** **12-16**

(52) **U.S. Cl.**
USPC **D12/195**

(57) **CLAIM**

The ornamental design for a door pad, as shown and
described.

(58) **Field of Classification Search**
USPC D12/195, 193, 414, 190, 196; 180/190;
280/750–752; D15/17, 28; D10/46, 98,
D10/102–103; 49/501–502; D8/302–303;
296/190.01–191, 70, 193.08, 145, 153,
296/37.1–37.13, 149, 146.1
See application file for complete search history.

DESCRIPTION

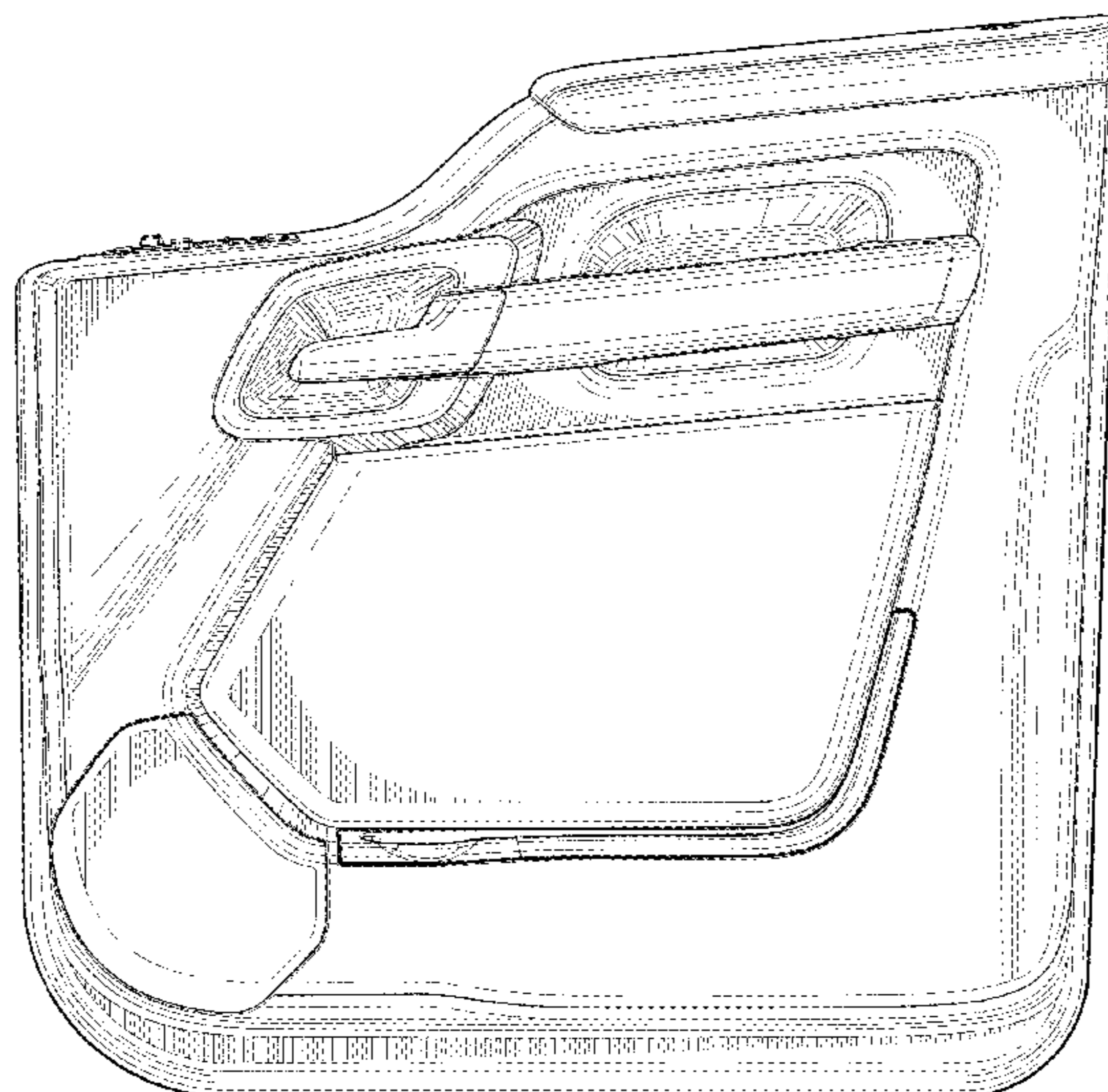
FIG. 1 is a perspective view of a door pad according to our
new design;
FIG. 2 is a top plan view of the door pad of FIG. 1; and,
FIG. 3 is a front elevational view of the door pad of FIG. 1.
The rear of the door pad is unornamented.
FIGS. 1-3 illustrate a first embodiment of our novel design
suitable for use on the right side of a vehicle. Our novel design
also includes a second embodiment suitable for use on the left
side of a vehicle, which is mirrored symmetrical to FIGS. 1-3
and therefore not separately illustrated.
The broken lines shown in the drawings illustrate portions of
the door pad that form no part of the claimed design.

(56) **References Cited**

U.S. PATENT DOCUMENTS

D338,865 S * 8/1993 Lim D12/195
D347,615 S * 6/1994 Lim D12/195
D348,644 S * 7/1994 Lim D12/195
D415,461 S * 10/1999 Sacco et al. D12/195
D433,978 S * 11/2000 Tsay D12/195
D434,710 S * 12/2000 Tsay D12/195

1 Claim, 2 Drawing Sheets



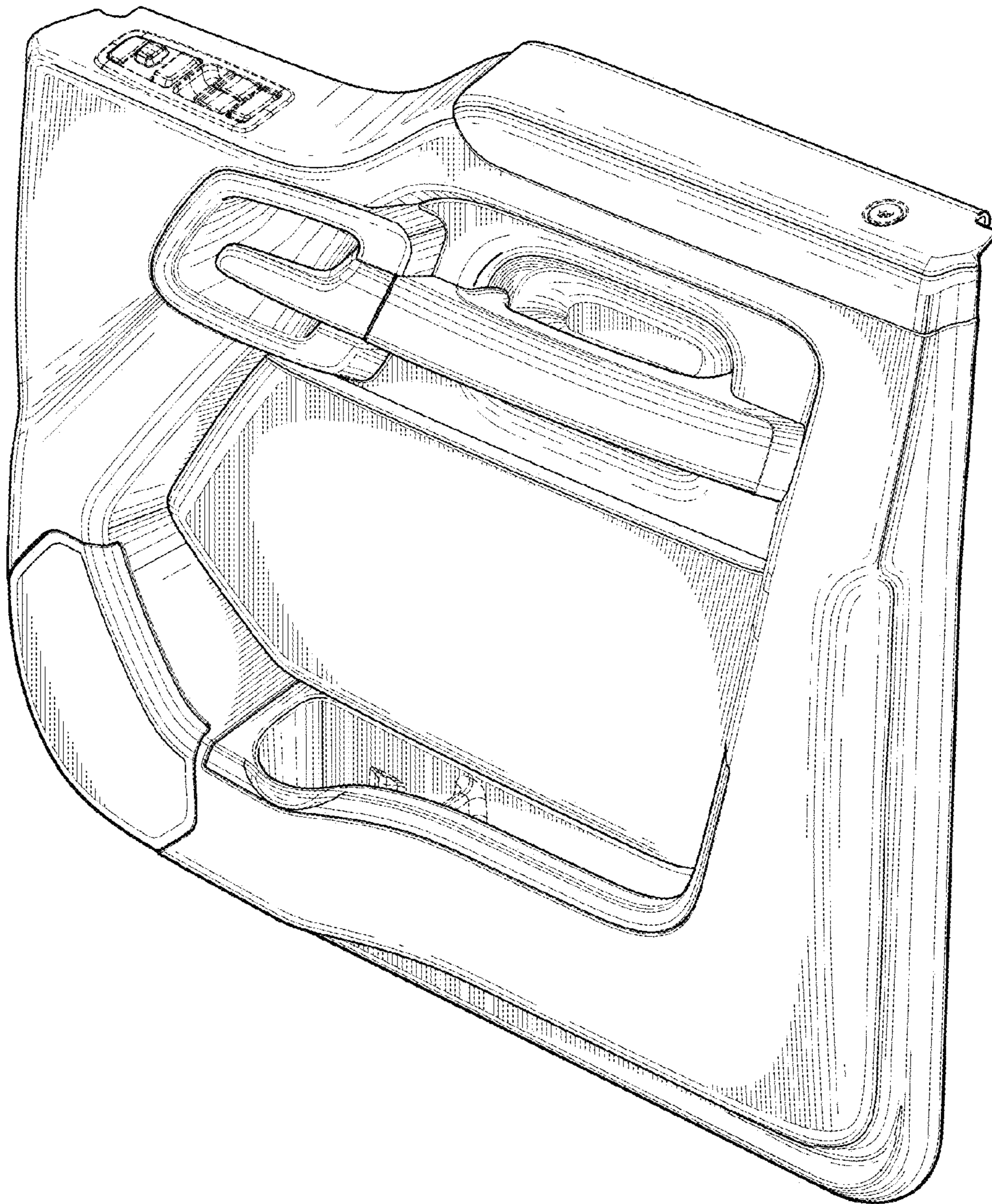


Fig. 1.

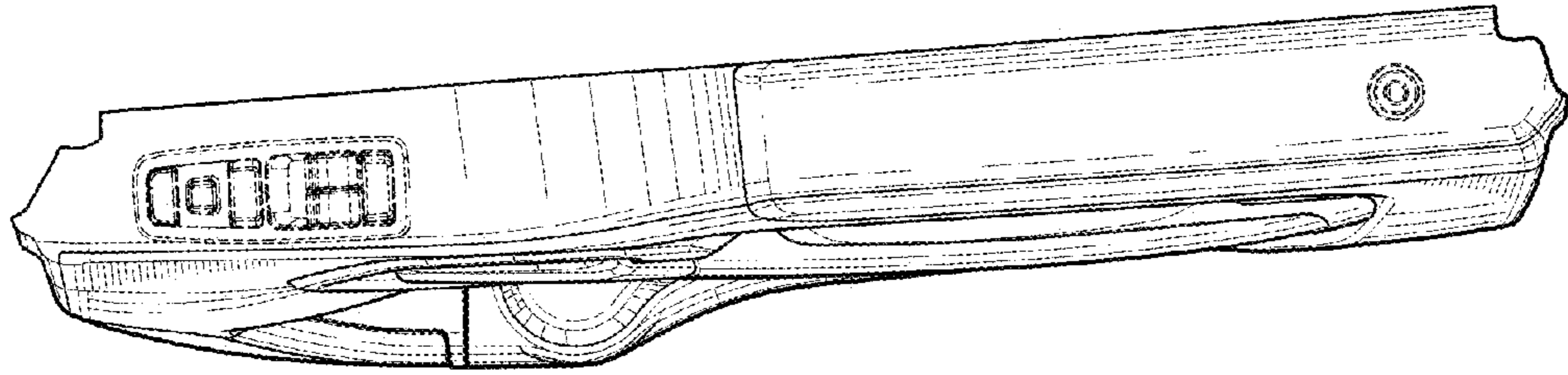


Fig. 2.

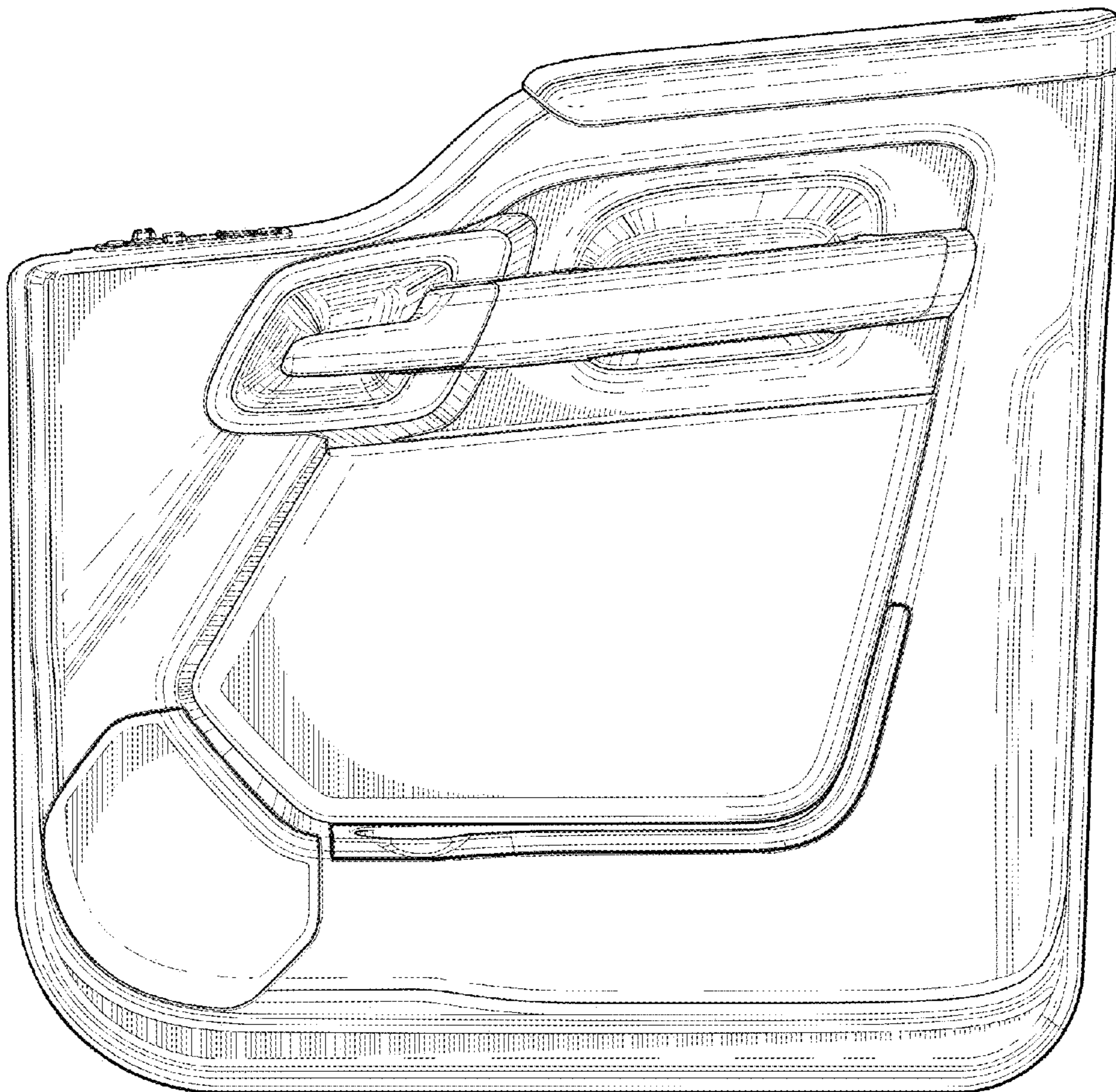


Fig. 3.