



US00D719878S

(12) **United States Design Patent**
Webber

(10) **Patent No.:** **US D719,878 S**

(45) **Date of Patent:** **** Dec. 23, 2014**

(54) **VEHICLE**

(71) Applicant: **Jaguar Land Rover Limited**, Coventry (GB)

(72) Inventor: **Andrew Webber**, Coventry (GB)

(73) Assignee: **Jaguar Land Rover Limited** (GB)

(**) Term: **14 Years**

(21) Appl. No.: **29/468,148**

(22) Filed: **Sep. 26, 2013**

(30) **Foreign Application Priority Data**

Mar. 27, 2013 (EM) 002210054

(51) **LOC (10) Cl.** **12-08**

(52) **U.S. Cl.**
USPC **D12/92**

(58) **Field of Classification Search**
CPC B62D 35/00
USPC D12/86, 90-92; D21/421, 433, 434;
296/181.1, 181.5

See application file for complete search history.

(56) **References Cited**

U.S. PATENT DOCUMENTS

D686,535 S *	7/2013	Van Braeckel	D12/92
D690,619 S *	10/2013	Jelec et al.	D12/91
D700,544 S *	3/2014	Ramaciotti	D12/92
D704,101 S *	5/2014	Beaven	D12/92
D705,129 S *	5/2014	Badstuebner et al.	D12/91
D706,174 S *	6/2014	Garand et al.	D12/92

* cited by examiner

Primary Examiner — Melody N Brown

(74) *Attorney, Agent, or Firm* — Rader, Fishman & Grauer PLLC

(57) **CLAIM**

The ornamental design for a vehicle, as shown and described.

DESCRIPTION

FIG. 1 is the front perspective view of the vehicle;
FIG. 2 is the rear perspective view of the vehicle;
FIG. 3 is the left side view of the vehicle;
FIG. 4 is the right side view of the vehicle;
FIG. 5 is the front view of the vehicle;
FIG. 6 is the rear view of the vehicle; and,
FIG. 7 is the top view of the vehicle.

Portions of FIGS. 1-7 that are shown as broken lines are for illustrative purpose only and form no part of the claimed design.

1 Claim, 6 Drawing Sheets






FIG. 1

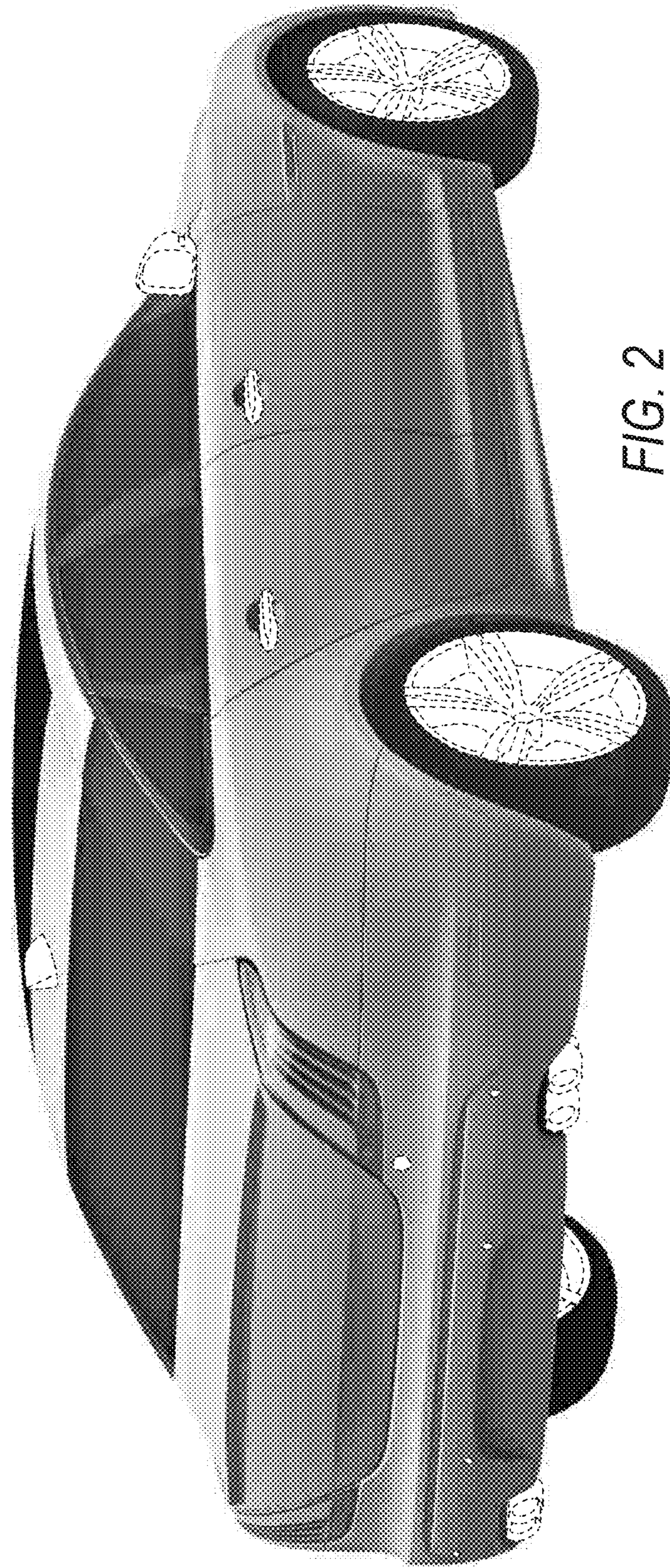


FIG. 2

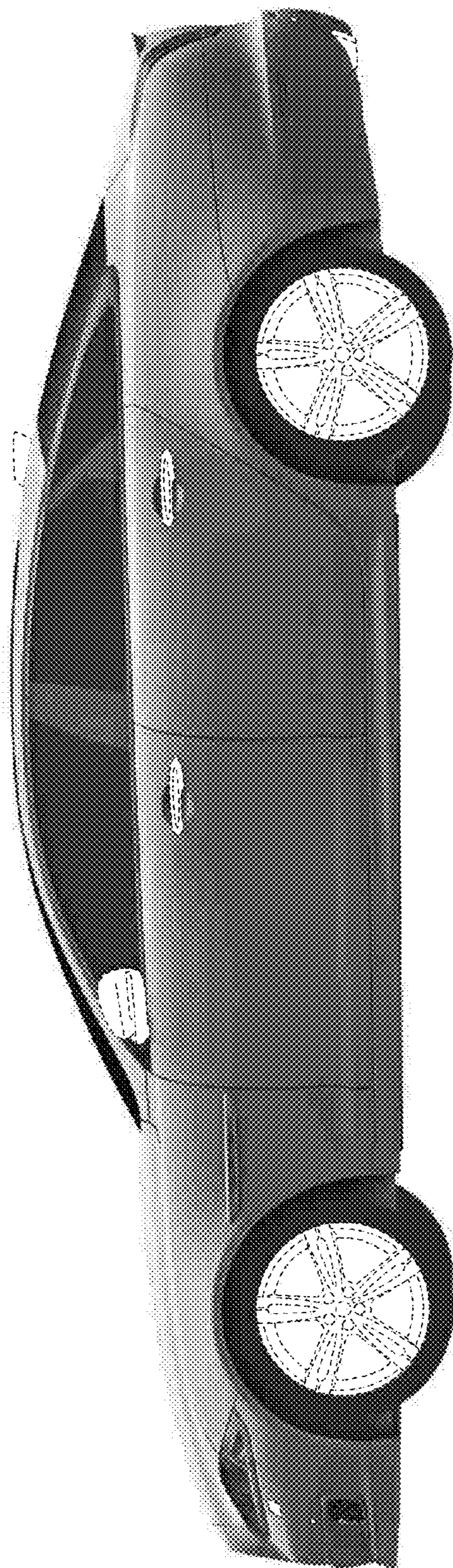


FIG. 3




FIG. 4



FIG. 5




FIG. 6

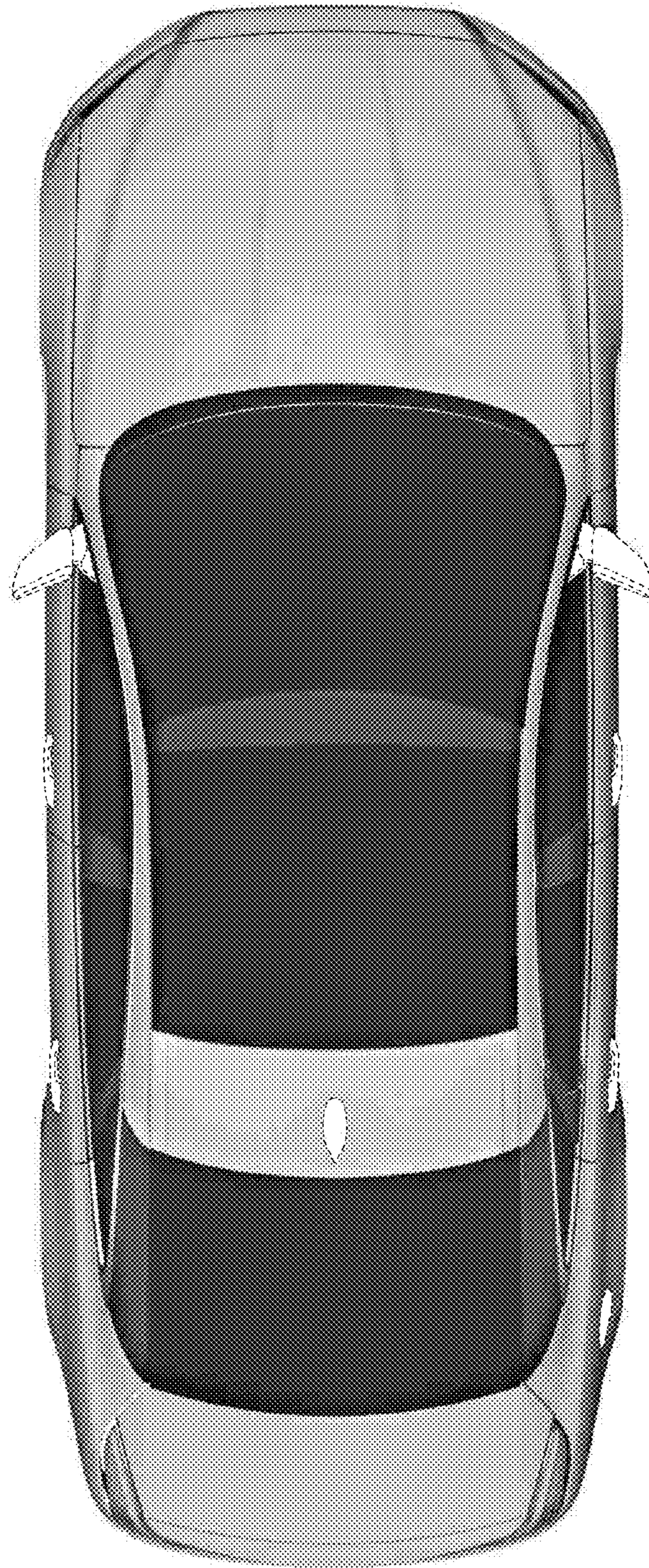


FIG. 7