



US00D719864S

(12) **United States Design Patent**
Wempe

(10) **Patent No.:** **US D719,864 S**

(45) **Date of Patent:** **** Dec. 23, 2014**

(54) **JEWELRY**

(71) Applicant: **Gerhard D. Wempe KG**, Hamburg (DE)

(72) Inventor: **Kim-Eva Wempe**, Hamburg (DE)

(73) Assignee: **Gerhard D. Wempe KG**, Hamburg (DE)

(**) Term: **14 Years**

(21) Appl. No.: **29/432,600**

(22) Filed: **Sep. 18, 2012**

(30) **Foreign Application Priority Data**

Apr. 2, 2012 (WO) DM/078 099

(51) **LOC (10) Cl.** **11-01**

(52) **U.S. Cl.**
USPC **D11/1; D11/56**

(58) **Field of Classification Search**
CPC A44C 1/00; A44C 15/005; A44C 15/0025;
A44C 17/02; A44C 17/0208; A44C 25/00;
A44C 25/001; A44C 25/007
USPC D11/1, 2, 7, 8, 26-36, 43, 44, 47, 48,
D11/56, 79-86, 103; 63/18, 19, 20, 15,
63/15.1-15.4, 15.45, 3, 3.1, 3.2, 5.1, 1.11;
D3/211; D8/347

See application file for complete search history.

(56) **References Cited**

U.S. PATENT DOCUMENTS

D135,263 S * 3/1943 Felsenthal D11/56
D151,163 S * 9/1948 Pennino D11/56

(Continued)

OTHER PUBLICATIONS

[Online] http://www.wempe.com/juwelier-online-shop/print_product_info.php?products_id=10046.*

(Continued)

Primary Examiner — Garth Rademaker

Assistant Examiner — Melanie Pellegrini

(74) *Attorney, Agent, or Firm* — Laurence P. Colton; Smith Risley Tempel Santos LLC

(57) **CLAIM**

The ornamental design for jewelry, as shown and described.

DESCRIPTION

FIG. 1 is a front perspective view of a first embodiment of the jewelry of the present design.

FIG. 2 is a front view of the design of FIG. 1.

FIG. 3 is a rear perspective side view of the design of FIG. 1.

FIG. 4 is a rear view of the design of FIG. 1.

FIG. 5 is a bottom view of the design of FIG. 1.

FIG. 6 is a left side view of the design of FIG. 1.

FIG. 7 is a right side view of the design of FIG. 1.

FIG. 8 is a front perspective view of a second embodiment of the jewelry of the present design.

FIG. 9 is a front view of the design of FIG. 8.

FIG. 10 is a rear perspective side view of the design of FIG. 8.


FIG. 11 is a rear view of the design of FIG. 8.

FIG. 12 is a bottom view of the design of FIG. 8.

FIG. 13 is a left side view of the design of FIG. 8; and,

FIG. 14 is a right side view of the design of FIG. 8.

1 Claim, 8 Drawing Sheets



(56)

References Cited

U.S. PATENT DOCUMENTS

D291,425 S * 8/1987 Webb D11/83
D342,918 S * 1/1994 Henry D11/81
D466,827 S * 12/2002 Fornas D11/79
D512,660 S * 12/2005 Steshik D11/81
D533,477 S * 12/2006 Felley D11/56
D538,531 S * 3/2007 Chua D3/211
D542,171 S * 5/2007 Olson D11/56
D589,391 S * 3/2009 Sandberg D11/86
D604,660 S * 11/2009 Marks D11/83
D610,480 S * 2/2010 Daswani D11/1
D619,039 S * 7/2010 Sandberg D11/103

D628,116 S * 11/2010 Marks D11/79
D628,934 S * 12/2010 Fernandez Rives D11/79
D639,695 S * 6/2011 Nudelman D11/56
D654,390 S * 2/2012 Sivriere D11/26
D656,053 S * 3/2012 Bax Stas D11/1
D659,046 S * 5/2012 Papadimitriou D11/79
D679,622 S * 4/2013 Dholakiya D11/1

OTHER PUBLICATIONS

[Online] http://www.wempe.com/juwelier-online-shop/print_product_info.php?products_id=10104.*

* cited by examiner




Fig. 1




Fig. 2




Fig. 3




Fig. 4

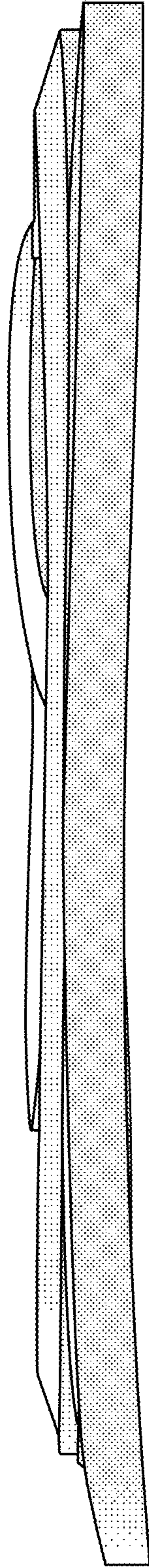


Fig. 5

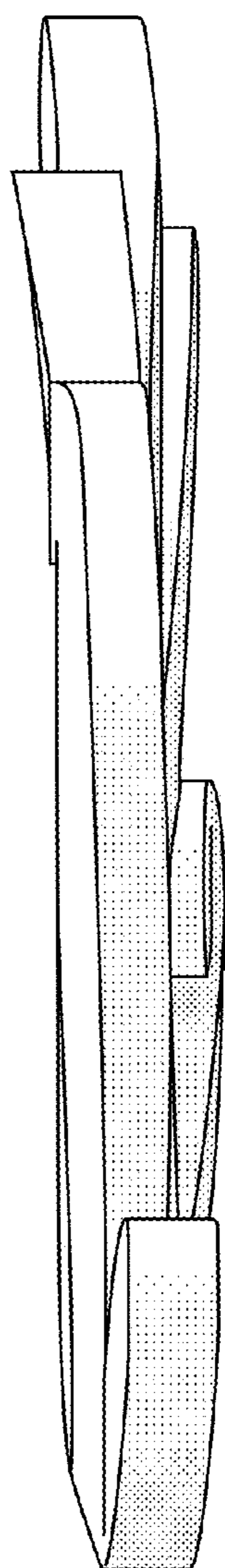


Fig. 6

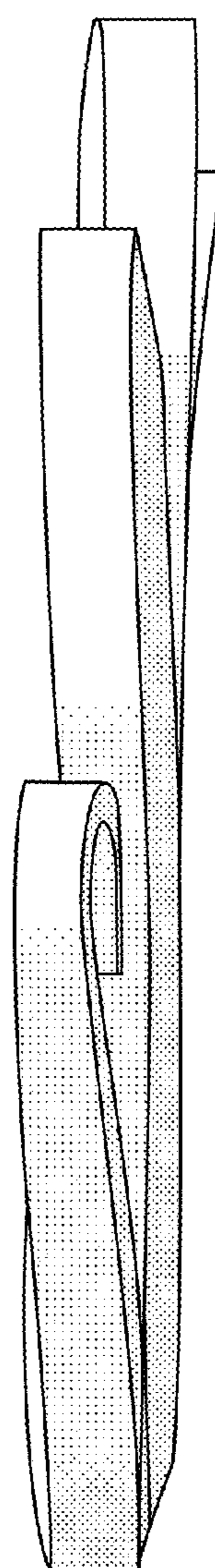


Fig. 7

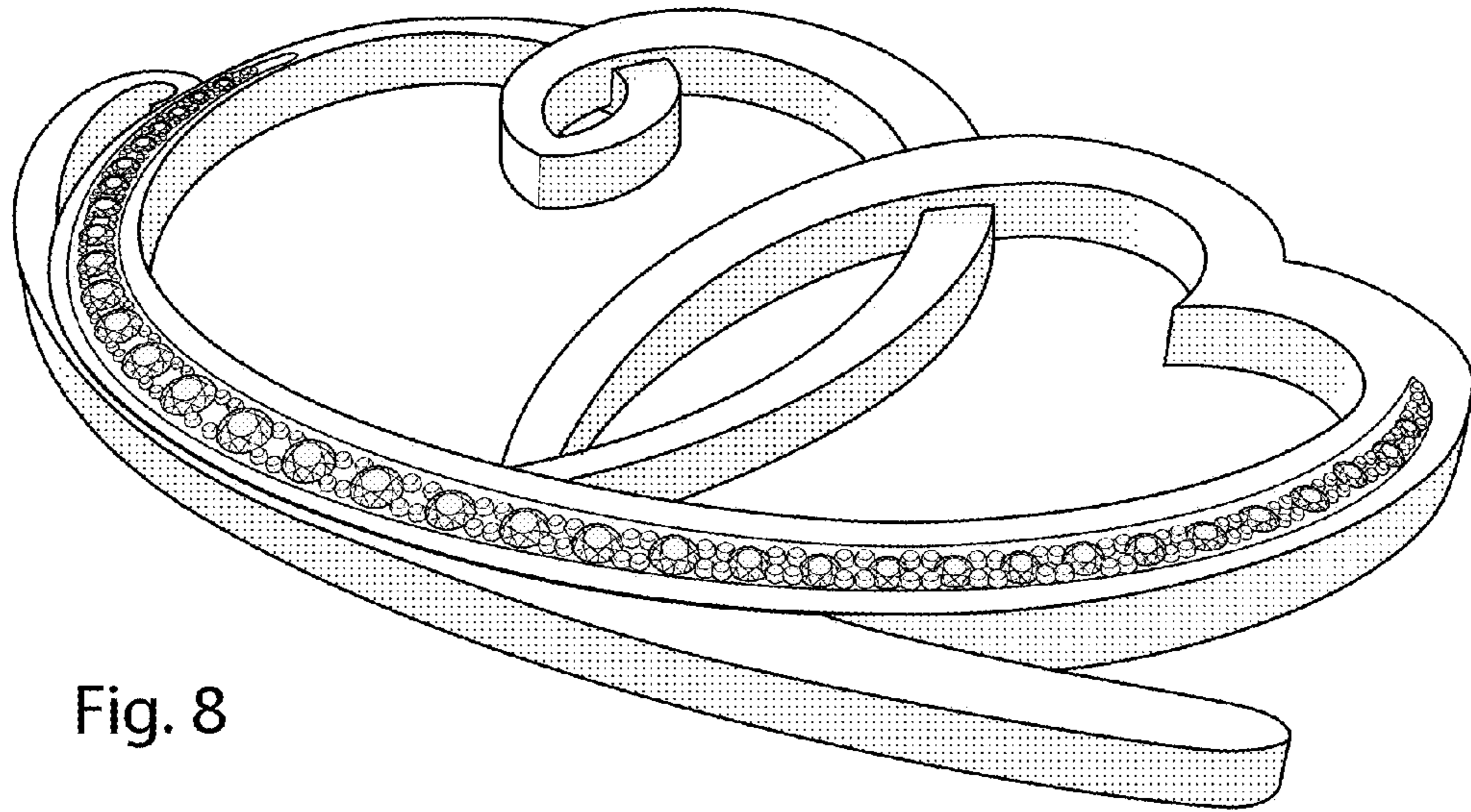


Fig. 8




Fig. 9

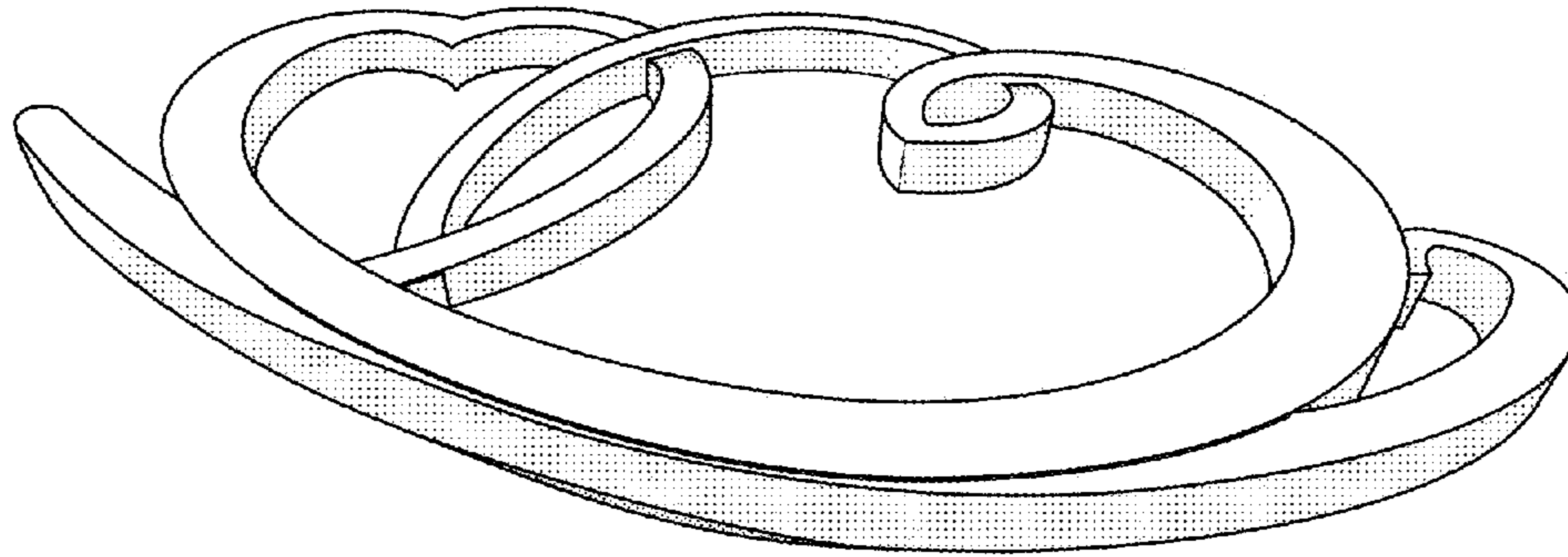


Fig. 10




Fig. 11

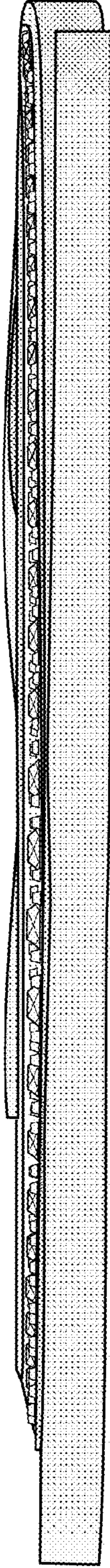


Fig. 12




Fig. 13

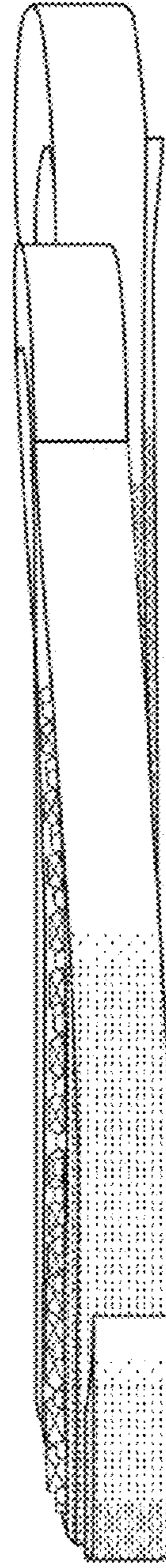


Fig. 14