



US00D719850S

(12) **United States Design Patent**
Kita

(10) **Patent No.:** **US D719,850 S**

(45) **Date of Patent:** **** Dec. 23, 2014**

(54) **WRIST WATCH**

(71) Applicants: **Citizen Holdings Co., Ltd.**, Tokyo (JP);
Citizen Watch Co., Ltd., Tokyo (JP)

(72) Inventor: **Toshihiko Kita**, Tokyo (JP)

(73) Assignees: **Citizen Holdings Co., Ltd.**, Tokyo (JP);
Citizen Watch Co., Ltd., Tokyo (JP)

(**) Term: **14 Years**

(21) Appl. No.: **29/485,975**

(22) Filed: **Mar. 25, 2014**

(51) **LOC (10) Cl.** **10-02**

(52) **U.S. Cl.**
USPC **D10/32**

(58) **Field of Classification Search**
USPC D10/30-39, 122-132; 368/276, 281,
368/282, 285, 306, 308, 319, 223, 228,
368/232; D11/3, 12

See application file for complete search history.

(56) **References Cited**

U.S. PATENT DOCUMENTS

D326,058	S	*	5/1992	Schneider	D10/39
5,113,381	A	*	5/1992	Sakamoto et al.	368/74
D327,851	S	*	7/1992	Besson	D10/39
D356,042	S	*	3/1995	Nakanishi	D10/39
D361,528	S	*	8/1995	Hayashi et al.	D10/39
D385,805	S	*	11/1997	Giardiello	D10/39
D473,475	S	*	4/2003	Baumann	D10/32

D493,729	S	*	8/2004	Monachon	D10/32
D520,384	S	*	5/2006	Scheufele	D10/39
D525,537	S	*	7/2006	Monachon	D10/32
D577,297	S	*	9/2008	Lalo	D10/32
D590,275	S	*	4/2009	Monachon	D10/32
D594,350	S	*	6/2009	Arpa	D10/32
D599,218	S	*	9/2009	Izuka et al.	D10/32
D629,706	S	*	12/2010	Furetta	D10/32
D640,144	S	*	6/2011	Tonohori	D10/32
D640,145	S	*	6/2011	Goto	D10/32
D656,416	S	*	3/2012	Monachon	D10/39
D658,511	S	*	5/2012	Wai Kei	D10/32
D667,316	S	*	9/2012	Tonohori	D10/32
D668,162	S	*	10/2012	Inoue	D10/39
D673,866	S	*	1/2013	Duport	D10/32

* cited by examiner

Primary Examiner — Lucy Lieberman

(74) *Attorney, Agent, or Firm* — RatnerPrestia

(57) **CLAIM**

The ornamental design for a wrist watch, as shown and described.

DESCRIPTION

FIG. 1 is a perspective view of a wrist watch showing my new design;

FIG. 2 is a front elevational view thereof;

FIG. 3 is a rear side elevational view thereof;

FIG. 4 is a left side elevational view thereof;

FIG. 5 is a right elevational view thereof;

FIG. 6 is a top plan view thereof; and,

FIG. 7 is a bottom plan view thereof.

1 Claim, 4 Drawing Sheets



FIG. 1



FIG. 2




FIG. 3




FIG. 4



FIG. 5



FIG. 6




FIG. 7

