



US00D719843S

(12) **United States Design Patent**  
**James**

(10) **Patent No.:** **US D719,843 S**

(45) **Date of Patent:** **\*\* Dec. 23, 2014**

(54) **BOTTLE**

(71) Applicant: **LMJ Enterprises, LLC**, San Luis Obispo, CA (US)

(72) Inventor: **Lindsey Marie James**, San Luis Obispo, CA (US)

(73) Assignee: **LMJ Enterprises, LLC**, San Luis Obispo, CA (US)

(\*\*) Term: **14 Years**

(21) Appl. No.: **29/467,881**

(22) Filed: **Sep. 24, 2013**

(51) **LOC (10) Cl.** ..... **09-01**

(52) **U.S. Cl.**  
USPC ..... **D9/651**; D9/500; D9/550; D9/551

(58) **Field of Classification Search**  
CPC ..... B65D 67/00  
USPC ..... D7/514–515, 517, 519–520; D9/600,  
D9/651, 667, 500–505, 516, 544–546,  
D9/549–551; 206/457, 527; 215/381–384,  
215/400  
See application file for complete search history.

(56) **References Cited**

**U.S. PATENT DOCUMENTS**

D103,164 S \* 2/1937 Smith ..... D9/550  
D225,973 S \* 1/1973 Setrakian ..... D9/500  
D399,755 S \* 10/1998 Daraut ..... D9/550

D475,624 S \* 6/2003 Cooper ..... D9/651  
D594,331 S \* 6/2009 Herb et al. .... D9/500  
D606,872 S \* 12/2009 Kertesz ..... D9/651  
D606,880 S \* 12/2009 Kertesz ..... D9/651  
D621,188 S \* 8/2010 Brock et al. .... D6/515  
D646,166 S \* 10/2011 Chupak ..... D9/500  
D673,858 S \* 1/2013 Horio ..... D9/551  
D674,289 S \* 1/2013 Parodi ..... D9/651  
D679,188 S \* 4/2013 Zuchetta ..... D9/500  
D679,600 S \* 4/2013 Gonzalez Rodriguez ..... D9/500  
D687,312 S \* 8/2013 Biscardo ..... D9/651  
D695,614 S \* 12/2013 Crowe ..... D9/500

\* cited by examiner

*Primary Examiner* — Sandra Morris

(74) *Attorney, Agent, or Firm* — One3 IP Management, P.C.;  
Jerome V. Sartain; Justin G. Sanders

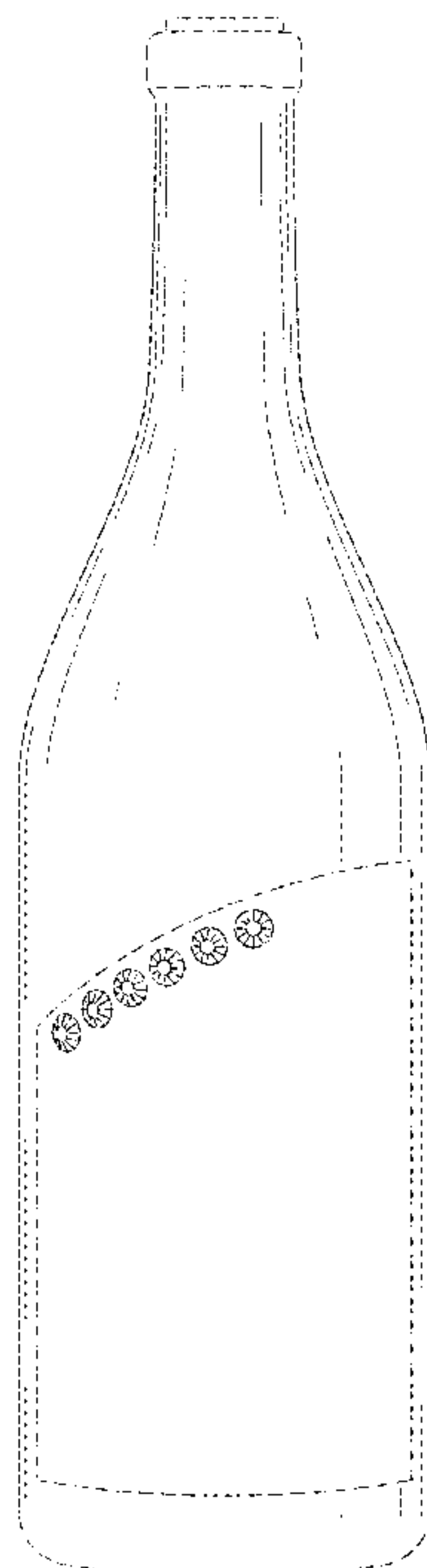
(57) **CLAIM**

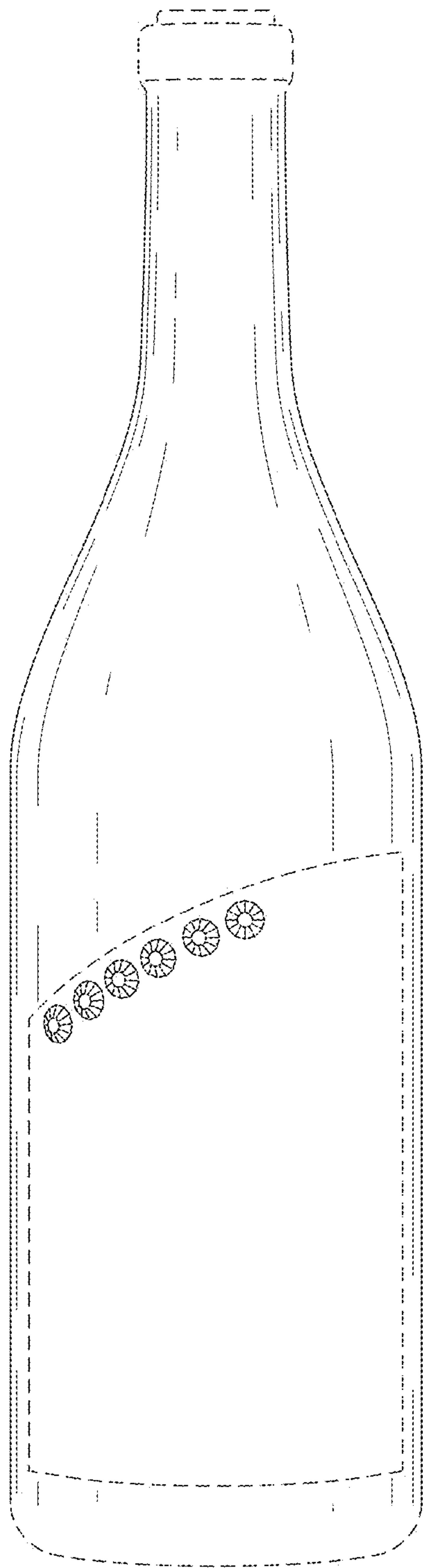
The ornamental design for a bottle, as shown and described.

**DESCRIPTION**

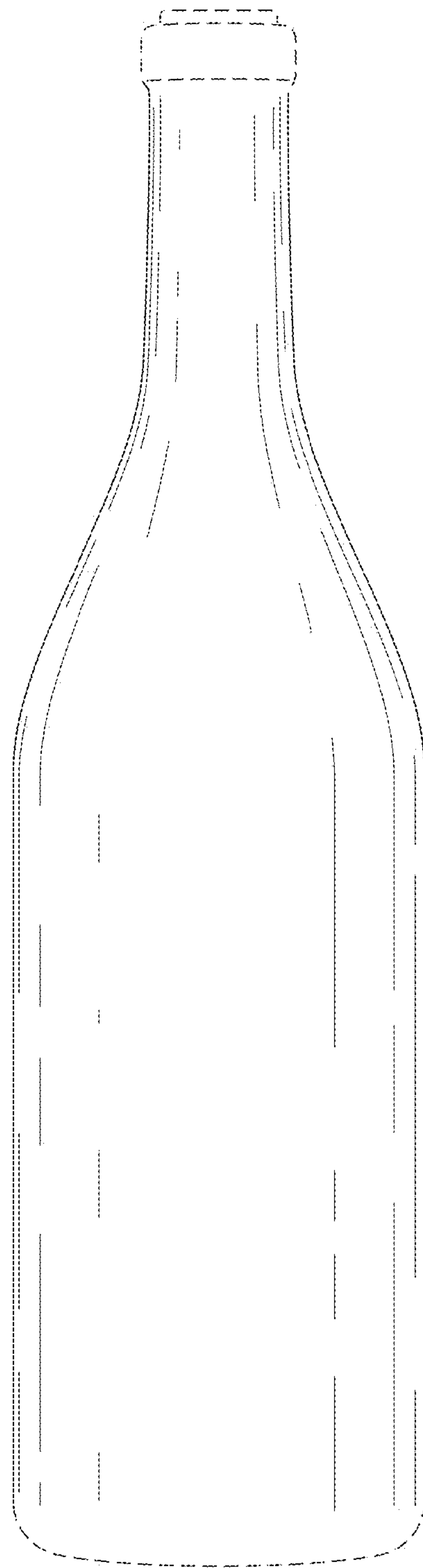
FIG. 1 is a front view showing an exemplary embodiment of my new bottle design;  
FIG. 2 is a rear view thereof;  
FIG. 3 is a left side view thereof;  
FIG. 4 is a right side view thereof;  
FIG. 5 is a top view thereof; and,  
FIG. 6 is a bottom view thereof.  
The broken lines are for illustrative purposes only and form no part of the claimed design.

**1 Claim, 3 Drawing Sheets**

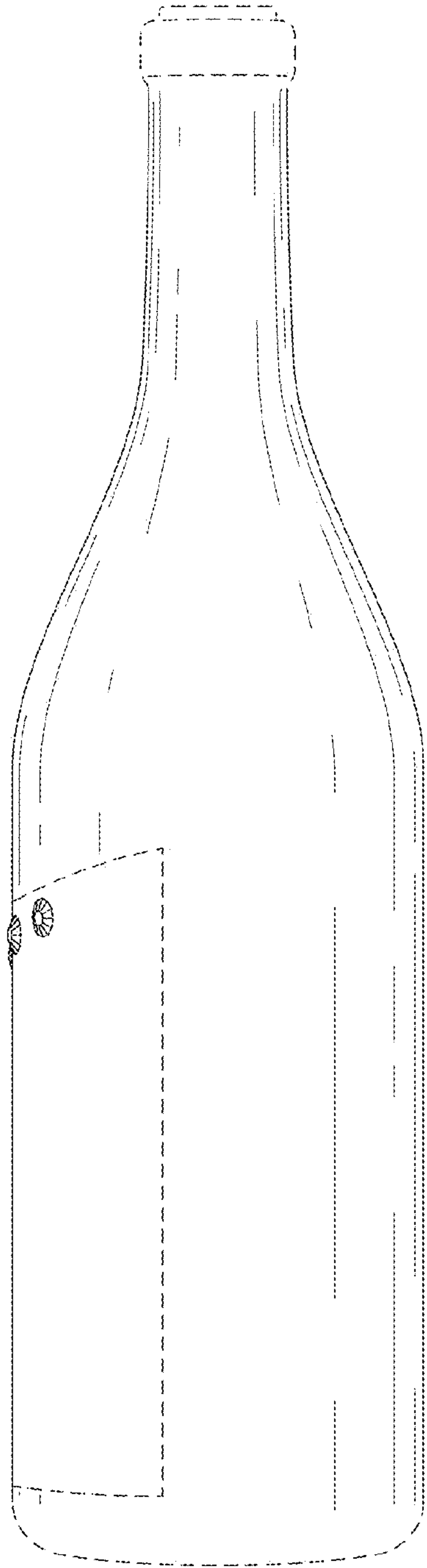




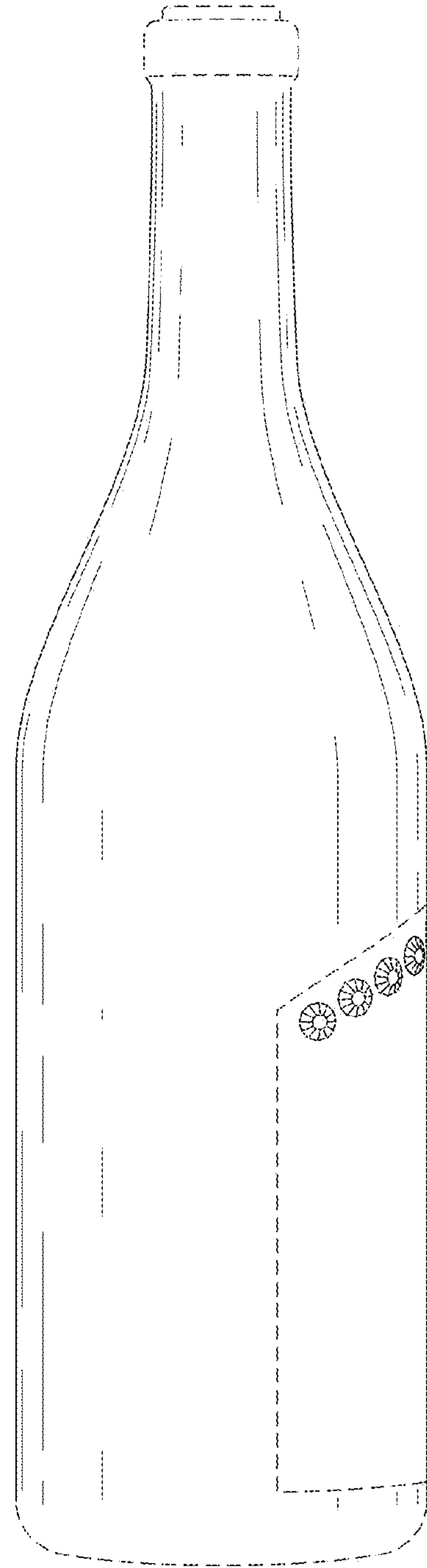
*Fig. 1*



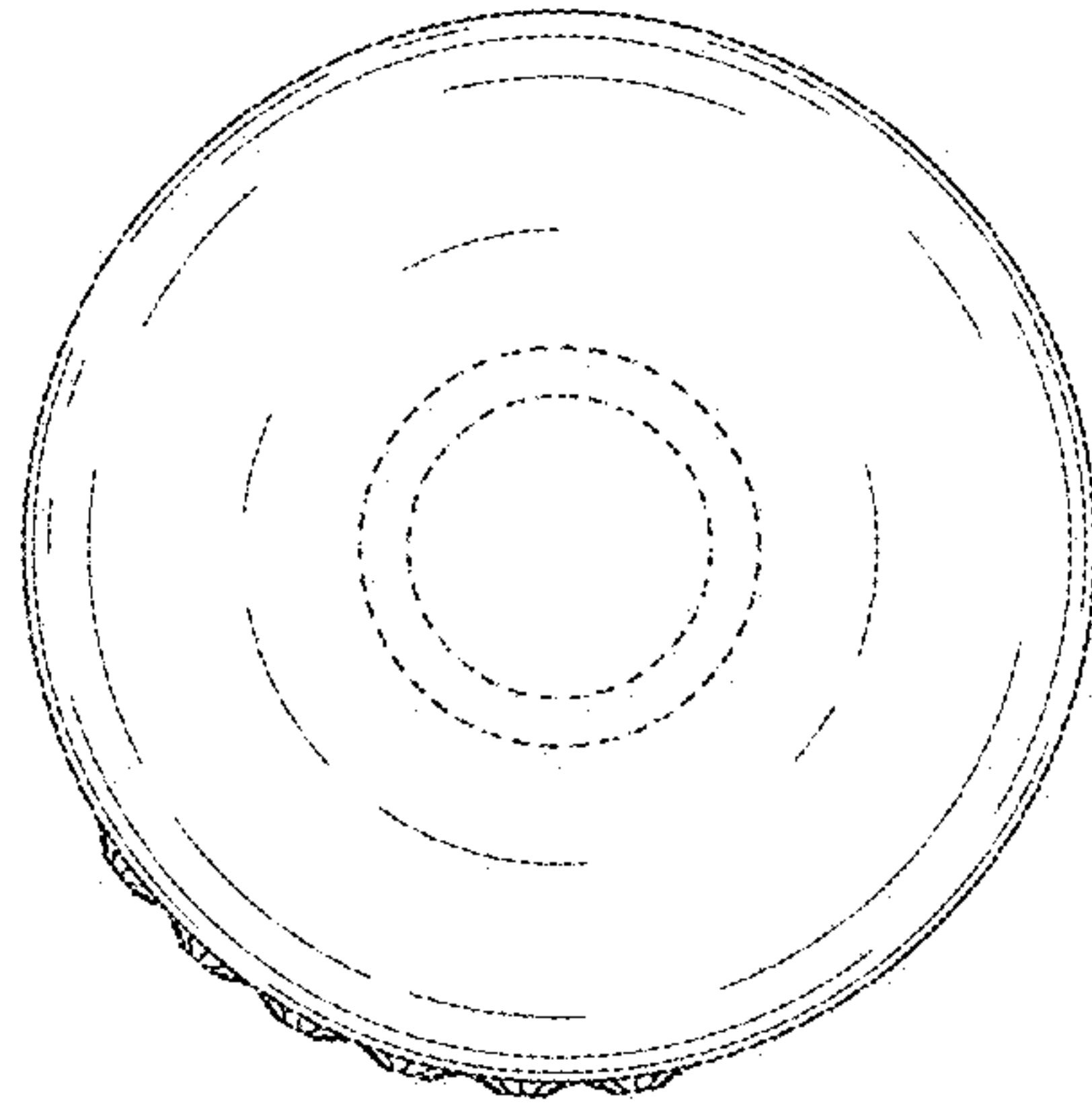
*Fig. 2*



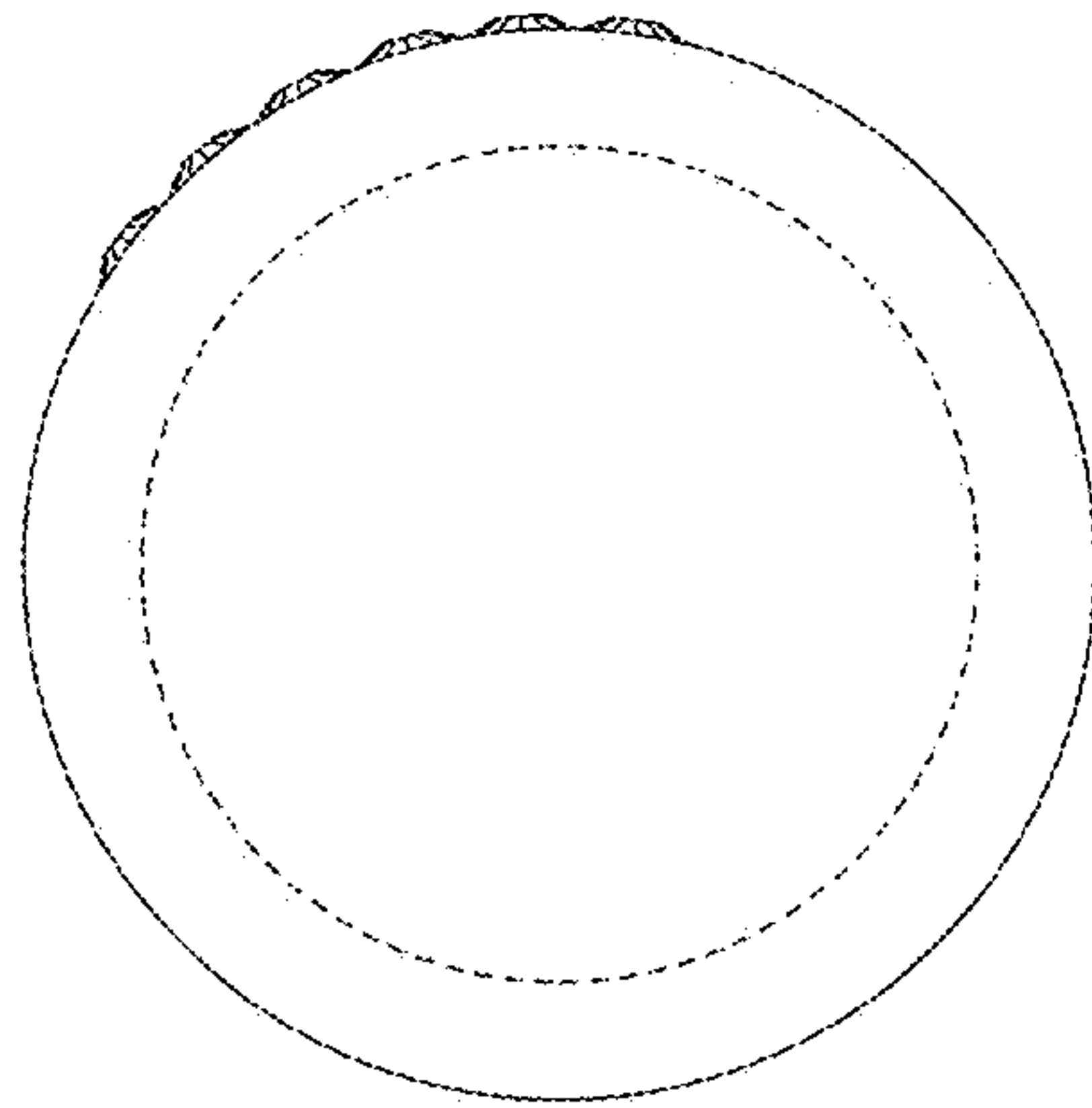
*Fig. 3*



*Fig. 4*



*Fig. 5*



*Fig. 6*