



US00D719834S

(12) **United States Design Patent**
Mayer

(10) **Patent No.:** **US D719,834 S**

(45) **Date of Patent:** **** Dec. 23, 2014**

(54) **CHARACTER GIFT BAG**

(74) *Attorney, Agent, or Firm* — Christine Flanagan

(71) Applicant: **American Greetings Corporation,**
Cleveland, OH (US)

(72) Inventor: **David Mayer,** Bay Village, OH (US)

(73) Assignee: **American Greetings Corporation,**
Cleveland, OH (US)

(**) Term: **14 Years**

(21) Appl. No.: **29/467,376**

(22) Filed: **Sep. 18, 2013**

(51) **LOC (10) Cl.** **09-01**

(52) **U.S. Cl.**
USPC **D9/600; D9/703**

(58) **Field of Classification Search**
CPC B65D 67/00
USPC D9/600–607, 414–418, 430–434;
229/116.1, 116.2, 117.16, 117.24,
229/117.25, 162.1, 162.3, 238; 206/223,
206/232, 233, 457; D11/162;
D21/606–608; D3/270–271.3
See application file for complete search history.

(56) **References Cited**

U.S. PATENT DOCUMENTS

- D249,982 S * 10/1978 Kubusheski D3/271.2
- D266,801 S * 11/1982 Cortese et al. D3/236
- D315,246 S * 3/1991 Drake D3/271.3
- 6,153,311 A 11/2000 Springer et al.
- 6,220,318 B1 4/2001 Pinti
- D452,814 S * 1/2002 Furuta D9/704

(Continued)

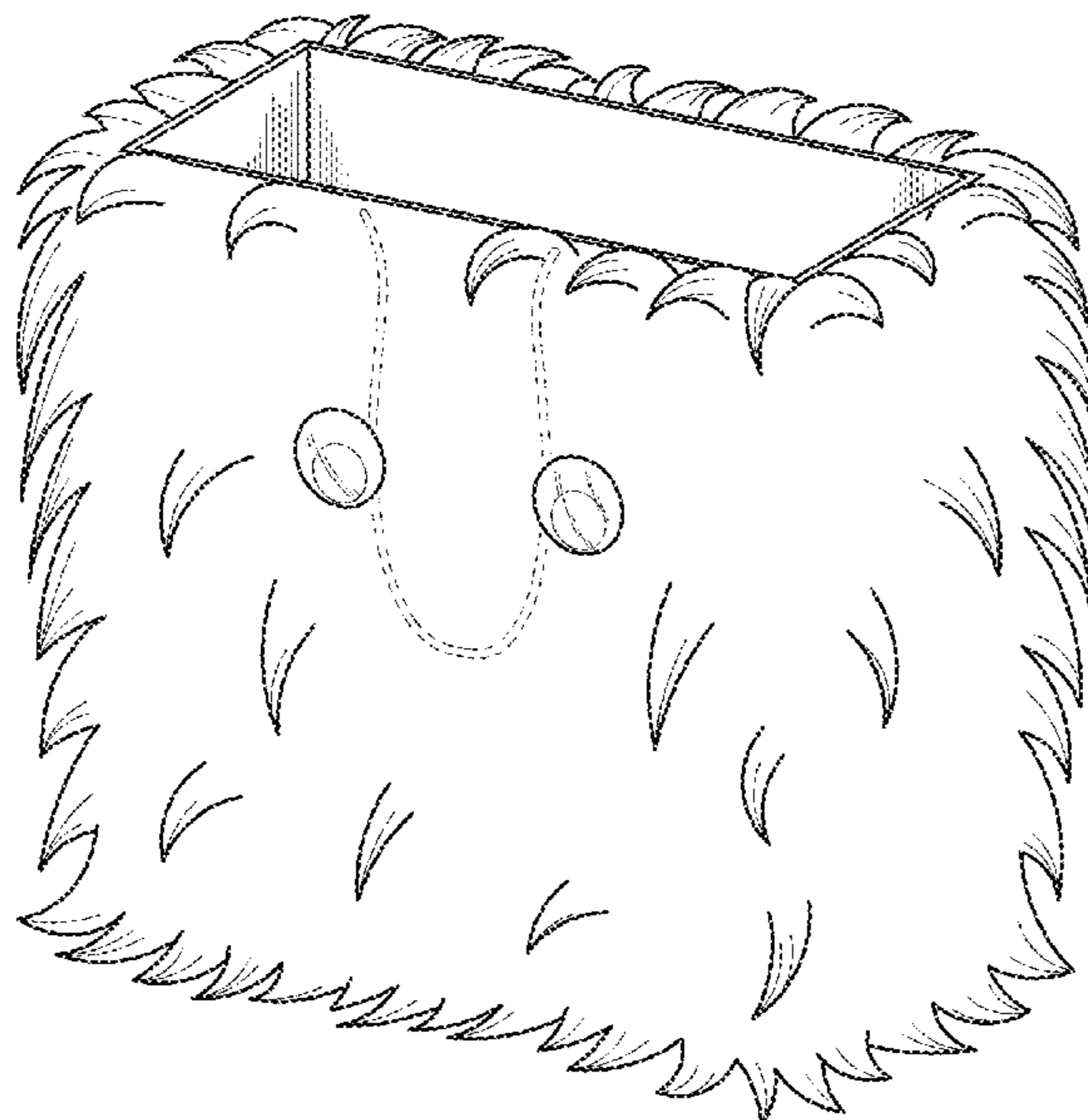
Primary Examiner — Sandra Morris

(57) **CLAIM**
The ornamental designs for a character gift bag, as shown and described.

DESCRIPTION

FIG. 1 is a perspective view of a first embodiment of the character gift bag of the present invention.
 FIG. 2 is a front view of the character gift bag of FIG. 1.
 FIG. 3 is a rear view of the character gift bag of FIG. 1.
 FIG. 4 is a left side view of the character gift bag of FIG. 1, the left side view being identical thereto.
 FIG. 5 is a top view of the character gift bag of FIG. 1.
 FIG. 6 is a bottom view of the character gift bag of FIG. 1.
 FIG. 7 is a perspective view of a second embodiment of the character gift bag of the present invention.
 FIG. 8 is a front view of the character gift bag of FIG. 7.
 FIG. 9 is a right side view of character gift bag of FIG. 7, the left side view being identical thereto.
 FIG. 10 is a rear view of the character gift bag of FIG. 7.
 FIG. 11 is a top view of the character gift bag of FIG. 7.
 FIG. 12 is a bottom view of the character gift bag of FIG. 7.
 FIG. 13 is a perspective view of a third embodiment of the character gift bag of the present invention.
 FIG. 14 is a front view of the character gift bag of FIG. 13.
 FIG. 15 is a rear view of the character gift bag of FIG. 13.
 FIG. 16 is a right side view of the character gift bag of FIG. 13, the left side view being identical thereto.
 FIG. 17 is a top view of the character gift bag of FIG. 13; and,
 FIG. 18 is a bottom view of the character gift bag of FIG. 13.

1 Claim, 7 Drawing Sheets



(56)

References Cited

U.S. PATENT DOCUMENTS

D485,166 S	1/2004	Clark	7,018,100 B2	3/2006	Clark
D493,708 S	8/2004	Clark	D522,379 S	6/2006	Clark
D494,058 S	8/2004	Clark	D530,507 S *	10/2006	McEvoy et al. D3/235
D497,541 S	10/2004	Clark	7,118,276 B2	10/2006	Clark
D498,667 S	11/2004	Clark	D578,409 S	10/2008	Clark
6,890,102 B2	5/2005	Clark	8,235,215 B2	8/2012	Tomasello et al.
D512,328 S *	12/2005	Clark	2004/0197033 A1	10/2004	Clark
	 D9/702	2005/0100250 A1	5/2005	Clark
			2011/0031142 A1	2/2011	Lindeman

* cited by examiner

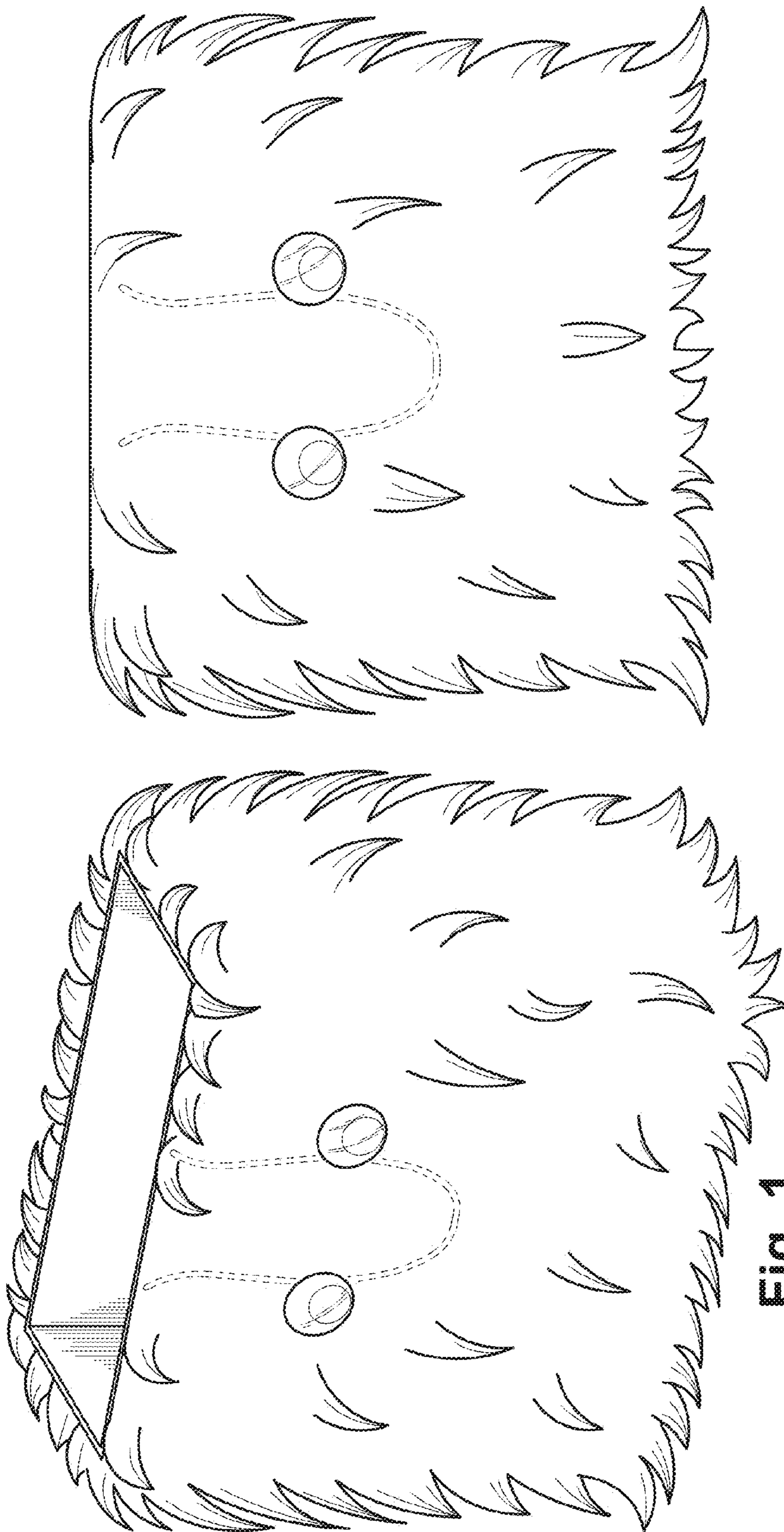


Fig. 1

Fig. 2




Fig. 4




Fig. 3




Fig. 6



Fig. 5

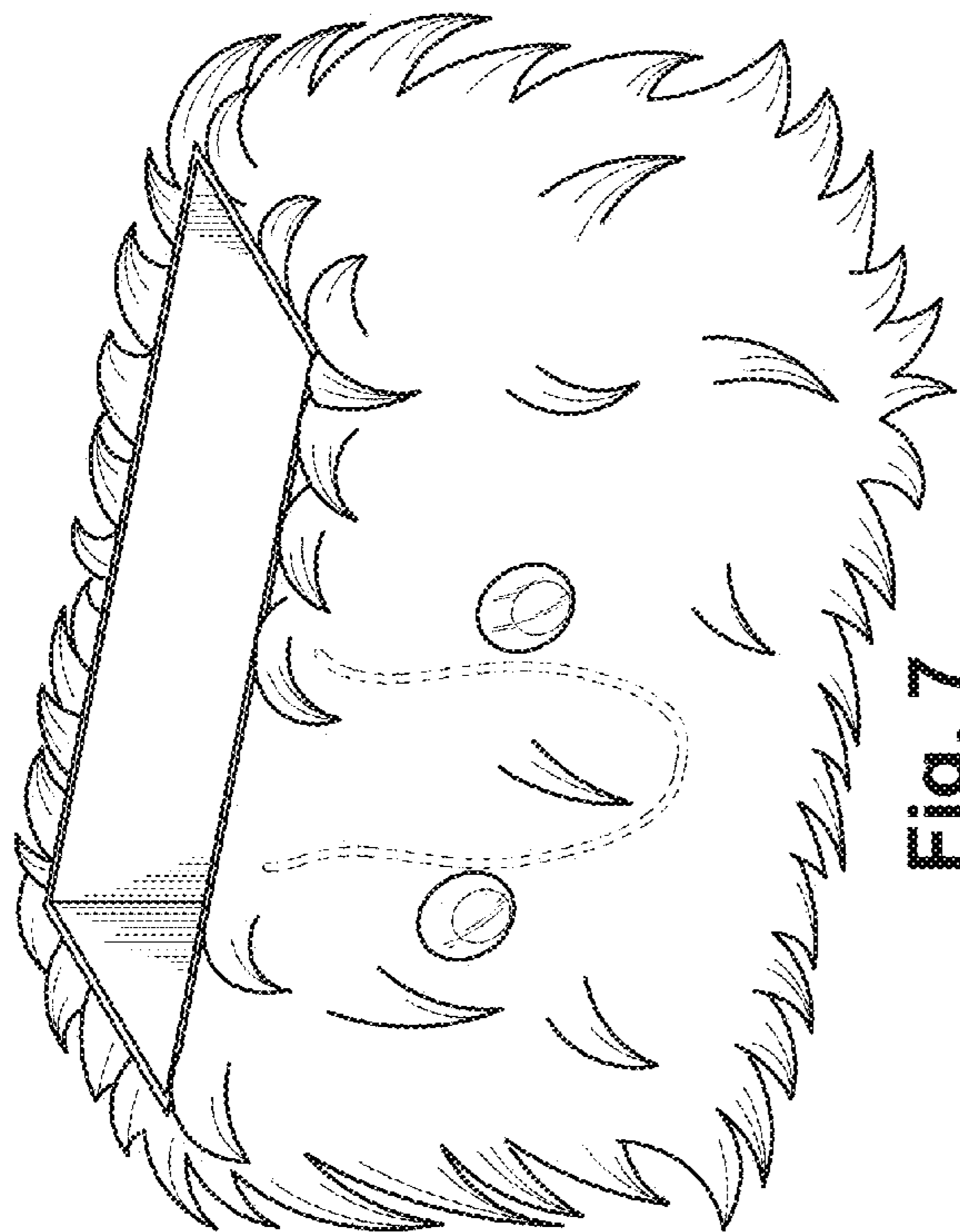


Fig. 7

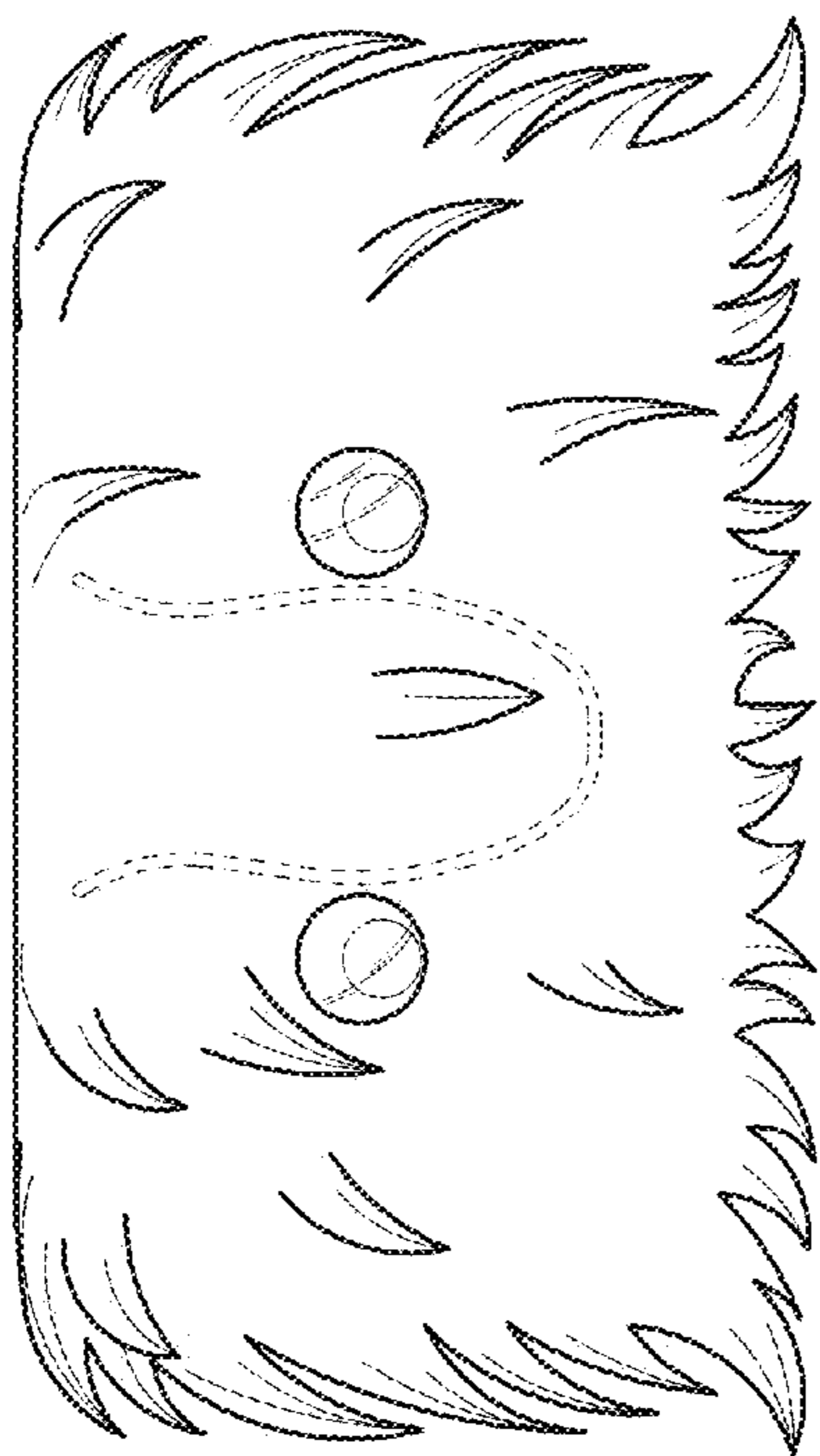


Fig. 8



Fig. 9



Fig. 10




Fig. 11




Fig. 12

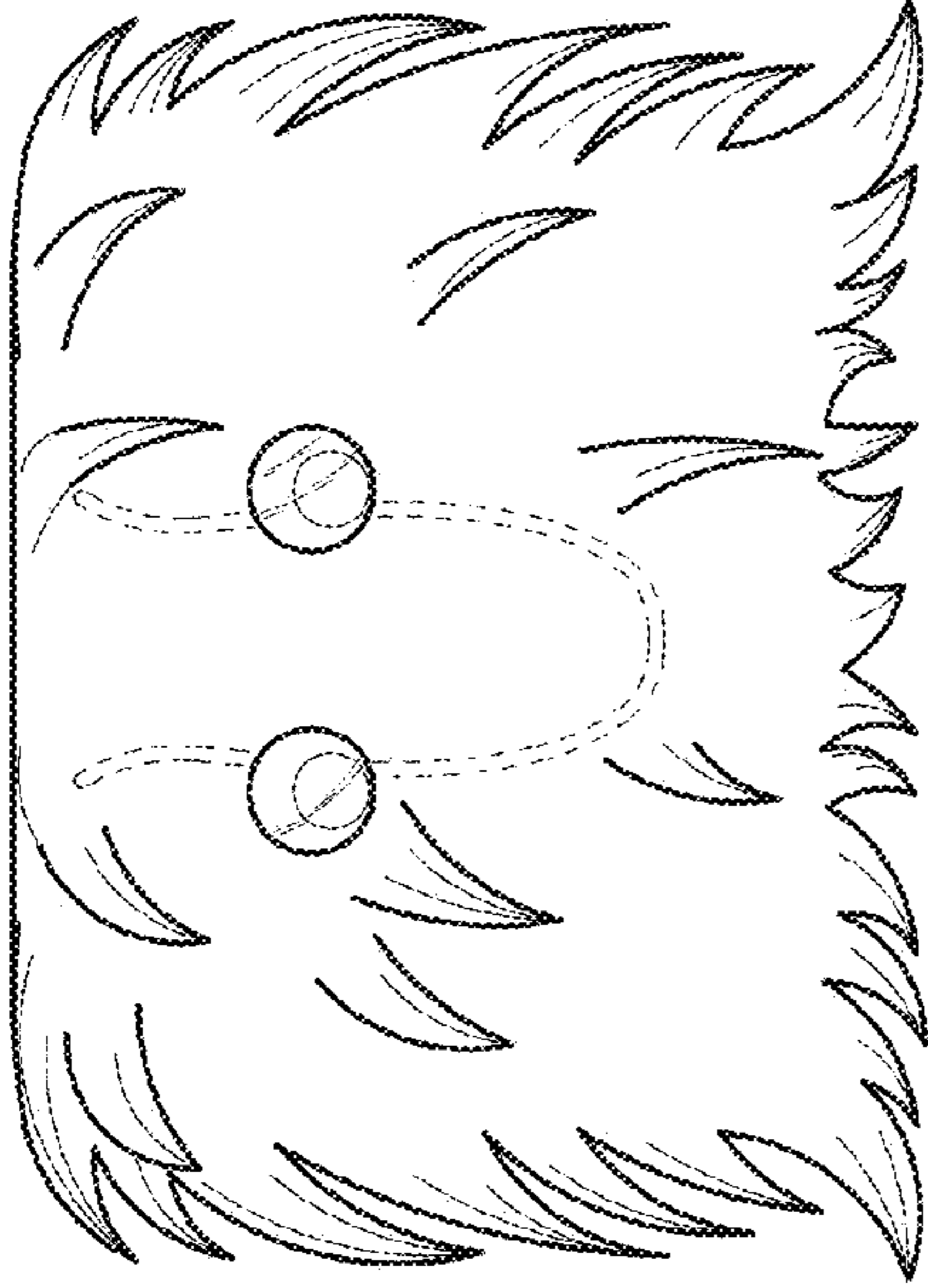


Fig. 14




Fig. 15



Fig. 13




Fig. 16




Fig. 17




Fig. 18