



US00D719833S

(12) **United States Design Patent**
Plautz

(10) **Patent No.:** **US D719,833 S**

(45) **Date of Patent:** **** Dec. 23, 2014**

(54) **BOTTLE**

(75) Inventor: **Andreas Plautz**, Ostbevern (DE)

(73) Assignee: **Bruni Glass, S.p.A.**, Trezzano Sul Naviglio (MI) (IT)

(**) Term: **14 Years**

(21) Appl. No.: **29/411,512**

(22) Filed: **Jan. 23, 2012**

(30) **Foreign Application Priority Data**

Jul. 27, 2011 (EM) 001896739-0016

(51) **LOC (10) Cl.** **09-01**

(52) **U.S. Cl.**
USPC **D9/542; D9/544; D9/559; D9/571;**
D9/574

(58) **Field of Classification Search**
USPC D9/682, 686, 693-694, 516, 529-530,
D9/542-544, 552, 563, 565, 571.574-575;
215/381-385; 220/265, 669
See application file for complete search history.

(56) **References Cited**

U.S. PATENT DOCUMENTS

D22,312 S *	3/1893	Heinz	D9/559
D48,140 S *	11/1915	Wolfson	D9/542
D48,733 S *	3/1916	Orem	D9/542
D85,925 S *	1/1932	Fuerst	D9/571
D89,237 S *	2/1933	Fuerst	D9/571 X
D95,937 S *	6/1935	Sutton, Jr.	D9/571
D195,368 S *	6/1963	Koenigsberg	D9/542
D229,543 S *	12/1973	Weckman	D9/542

D229,607 S *	12/1973	Casey et al.	D9/571
D300,119 S *	3/1989	Pacquin	D9/571
D327,645 S *	7/1992	Riedel	D9/544
D363,668 S *	10/1995	Brough et al.	D9/544
D376,980 S *	12/1996	LoPreto	D9/542
D486,741 S *	2/2004	Houghton	D9/542
D502,400 S *	3/2005	Cinquino et al.	D9/571 X
D504,070 S *	4/2005	Mohary et al.	D9/574 X
D545,213 S *	6/2007	Werner et al.	D9/571 X
D578,398 S *	10/2008	Kuzma et al.	D9/539
D585,752 S *	2/2009	Shami	D9/530
D608,210 S *	1/2010	Kuzma et al.	D9/542
D632,181 S *	2/2011	Kuzma et al.	D9/542
D685,269 S *	7/2013	Macias Mejia et al.	D9/529
D688,134 S *	8/2013	O'Dowd	D9/544 X
D698,255 S *	1/2014	Gonzalez Rodriguez	D9/574 X

* cited by examiner

Primary Examiner — Carol P Rademaker

(74) *Attorney, Agent, or Firm* — Kirschstein et al.

(57) **CLAIM**

The ornamental design for a bottle, as shown and described.

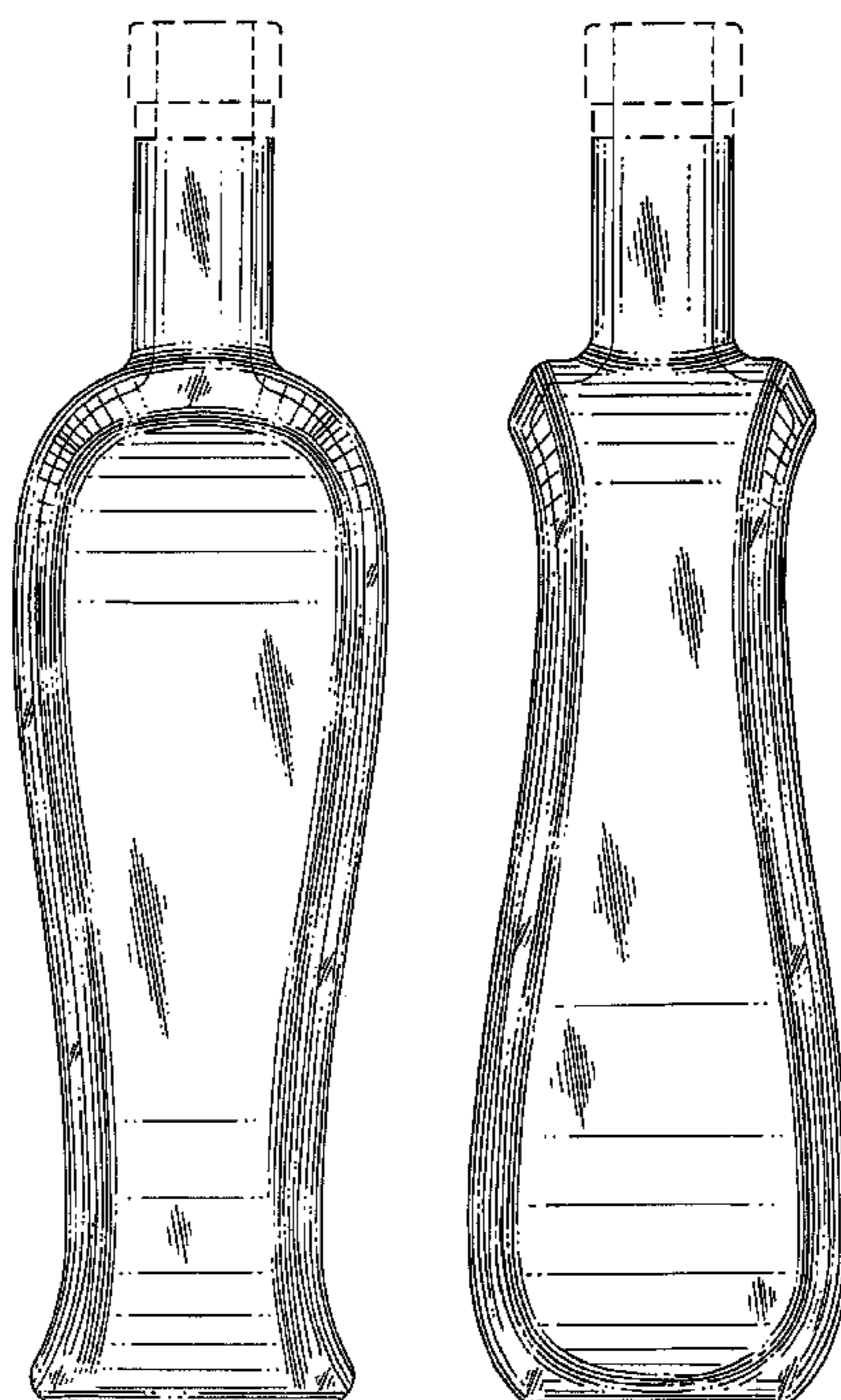
DESCRIPTION

FIG. 1 is a front elevational view of a bottle according to my new design, the rear elevational view being a mirror image; FIG. 2 is a top plan view thereof; FIG. 3 is a left side elevational view thereof, the right side elevational view being a mirror image; and, FIG. 4 is a bottom plan view thereof.

The dash-dash-dash-dash broken lines shown in the drawings are included for the purpose of illustrating environmental structure and form no part of the claimed design.

The dot-dash-dot-dash broken lines shown in the drawings define the top and bottom boundaries of the claimed design.

1 Claim, 3 Drawing Sheets



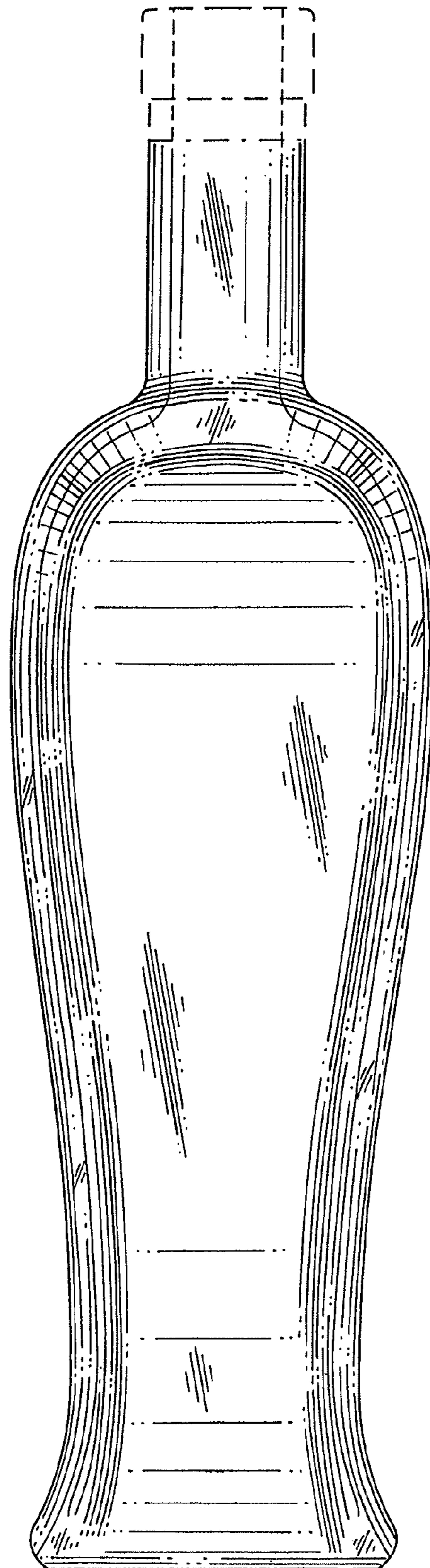


FIG. 1

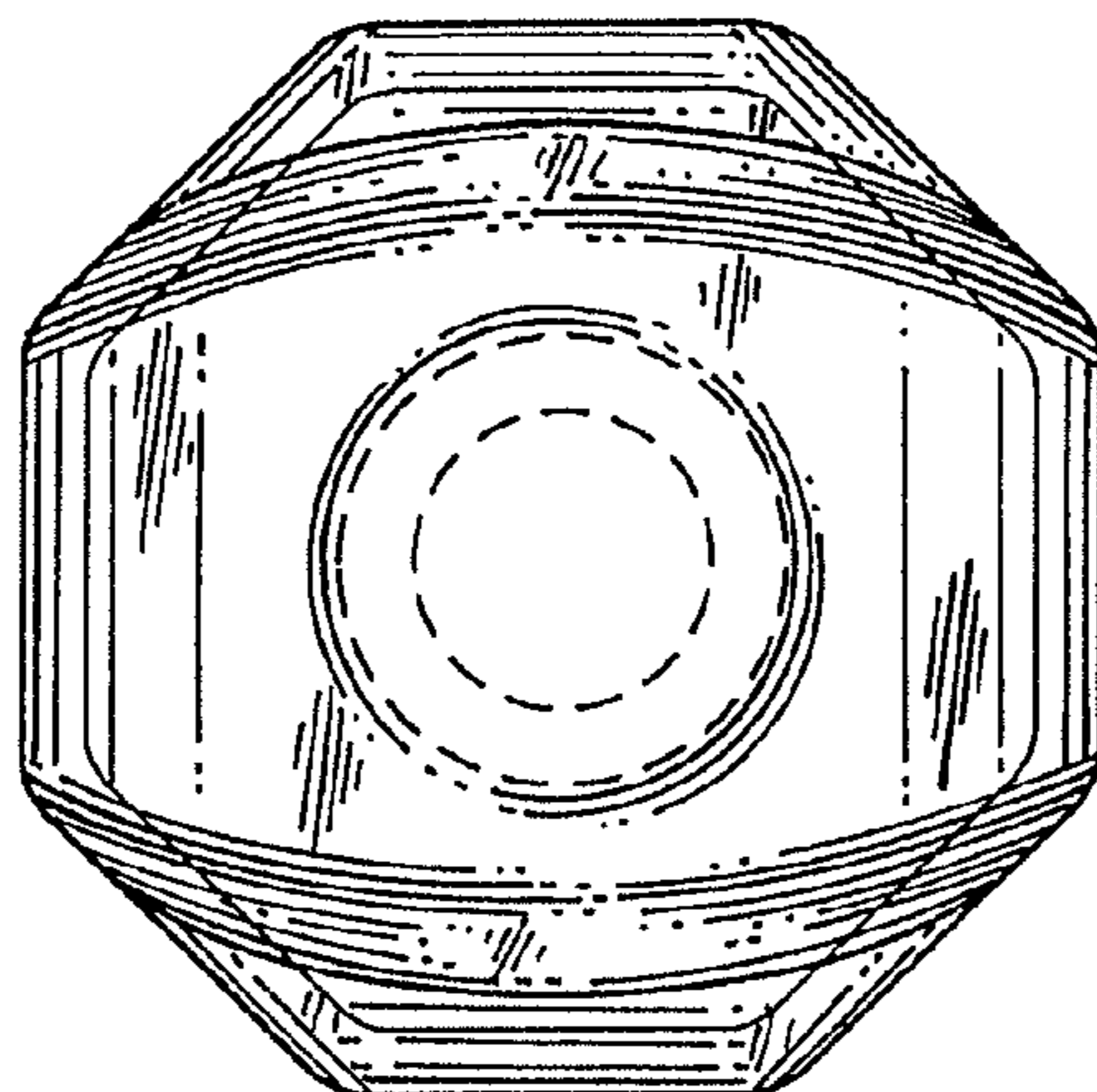


FIG. 2

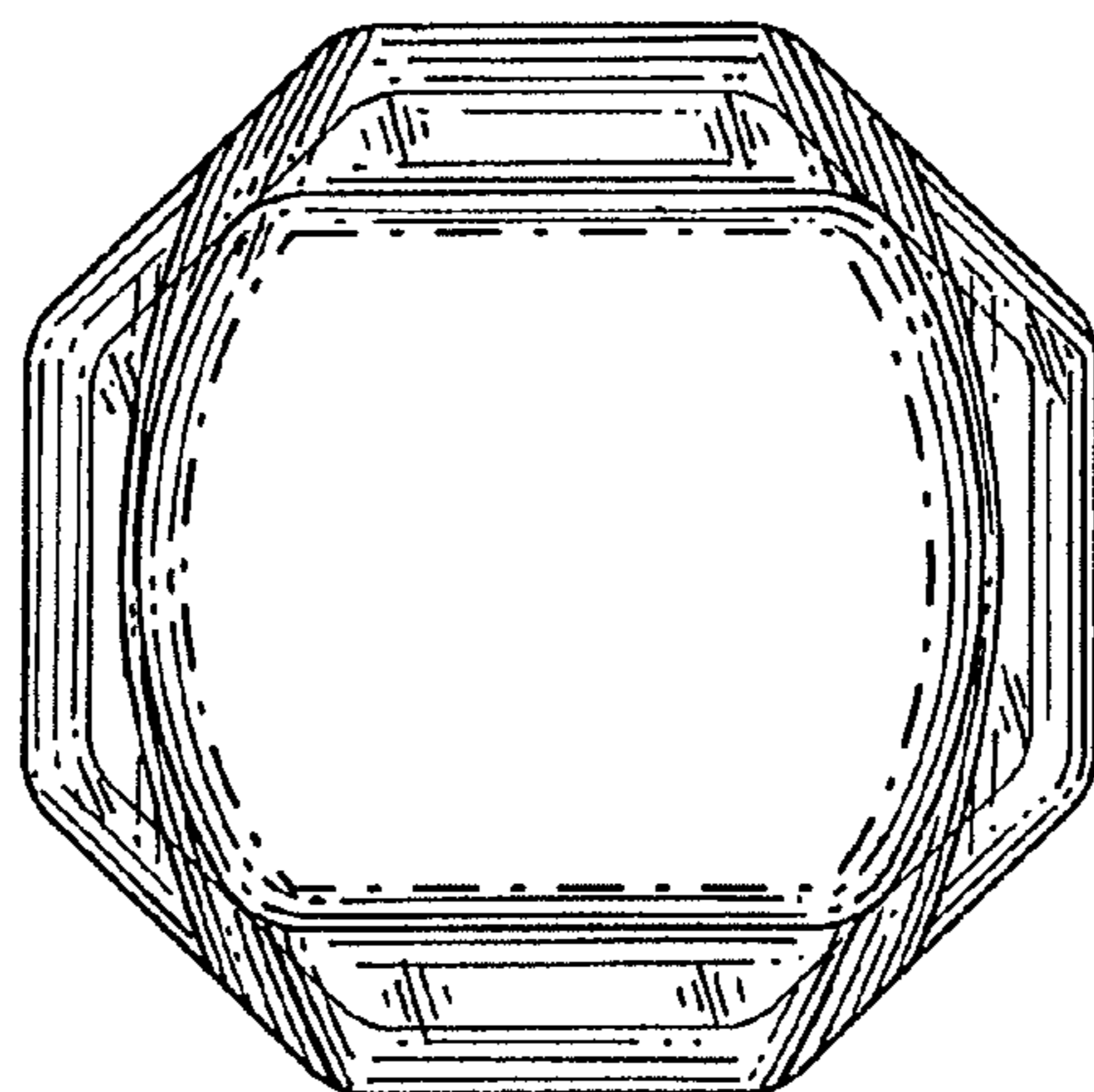


FIG. 4

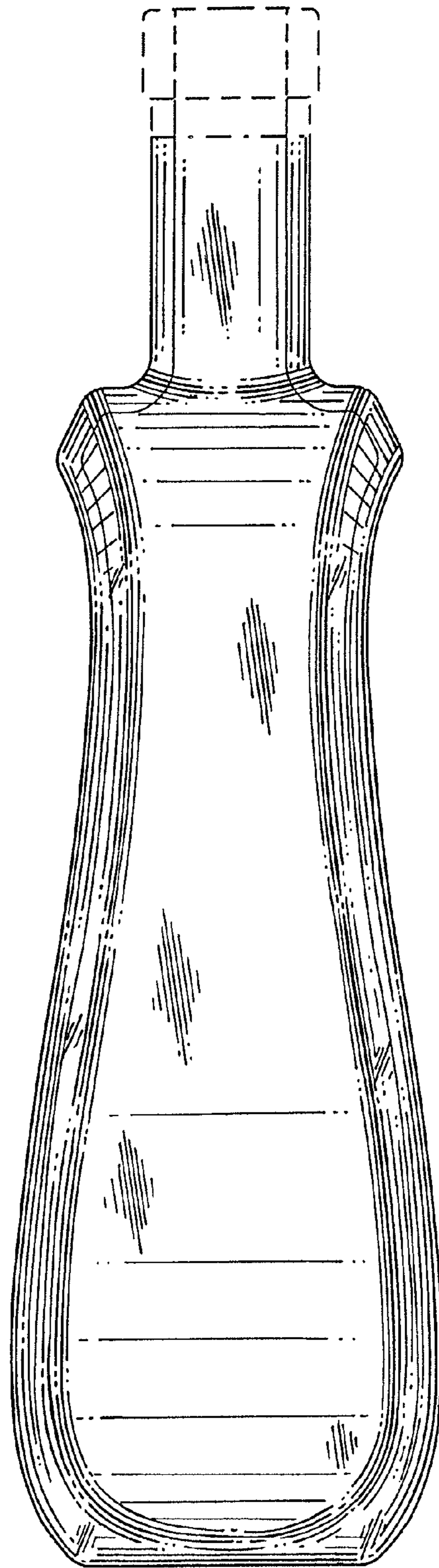


FIG. 3