



US00D719817S

(12) **United States Design Patent**  
**Perry et al.**

(10) **Patent No.:** **US D719,817 S**  
(45) **Date of Patent:** **\*\* Dec. 23, 2014**

(54) **CHAIR**

(71) Applicants: **Jack Perry**, Silver Spring, MD (US);  
**Gregory Ewart**, Kapolei, HI (US)

(72) Inventors: **Jack Perry**, Silver Spring, MD (US);  
**Gregory Ewart**, Kapolei, HI (US)

(\*\*) Term: **14 Years**

(21) Appl. No.: **29/432,882**

(22) Filed: **Sep. 21, 2012**

(51) **LOC (10) Cl.** ..... **08-05**

(52) **U.S. Cl.**  
USPC ..... **D8/354; D8/380**

(58) **Field of Classification Search**  
USPC ..... D8/354, 349, 380, 384; D25/199;  
248/440; 52/677, 678, 679, 682, 684,  
52/685, 686, 687, 745.21, 688, 689;  
404/134, 135, 136  
See application file for complete search history.

(56) **References Cited**

U.S. PATENT DOCUMENTS

5,107,654	A *	4/1992	Leonardis	52/685
D334,133	S *	3/1993	Hartzheim	D8/354
D388,312	S *	12/1997	Sorkin	D8/354
5,729,949	A *	3/1998	Hartzheim	52/677
D394,200	S *	5/1998	Hartzheim	D8/354
6,089,522	A *	7/2000	Haslem et al.	248/440
D491,443	S *	6/2004	Lowery	D8/354
D500,668	S *	1/2005	Kelly et al.	D8/354
7,237,367	B1 *	7/2007	Sorkin	52/687
D548,053	S *	8/2007	Erickson et al.	D8/354
D548,055	S *	8/2007	Erickson et al.	D8/354
D548,056	S *	8/2007	Erickson et al.	D8/354
7,278,613	B2 *	10/2007	Roy	248/49
D578,379	S *	10/2008	Sorkin	D8/354

D578,870	S *	10/2008	Sorkin	D8/354
7,451,580	B2 *	11/2008	Kelly et al.	52/687
D594,737	S *	6/2009	Kelly et al.	D8/354
D597,402	S *	8/2009	Garza	D8/380
D618,988	S *	7/2010	Peterson, Jr.	D8/380
7,845,136	B1 *	12/2010	Sorkin	52/687
8,028,490	B2 *	10/2011	Kelly et al.	52/687
D650,655	S *	12/2011	Wester	D8/354
2004/0098942	A1 *	5/2004	Lee et al.	52/686
2005/0210816	A1 *	9/2005	Kelly et al.	52/677
2008/0028718	A1 *	2/2008	Erickson et al.	52/687
2009/0100783	A1 *	4/2009	Kelly et al.	52/679
2009/0301025	A1 *	12/2009	Kodi	52/678
2010/0050559	A1 *	3/2010	Tillery	52/677
2012/0247058	A1 *	10/2012	Alfonso	52/686
2013/0125498	A1 *	5/2013	Lowery	52/677

\* cited by examiner

*Primary Examiner* — Mark Goodwin

(74) *Attorney, Agent, or Firm* — Garcia-Zamor IP Law; Ruy M. Garcia-Zamor

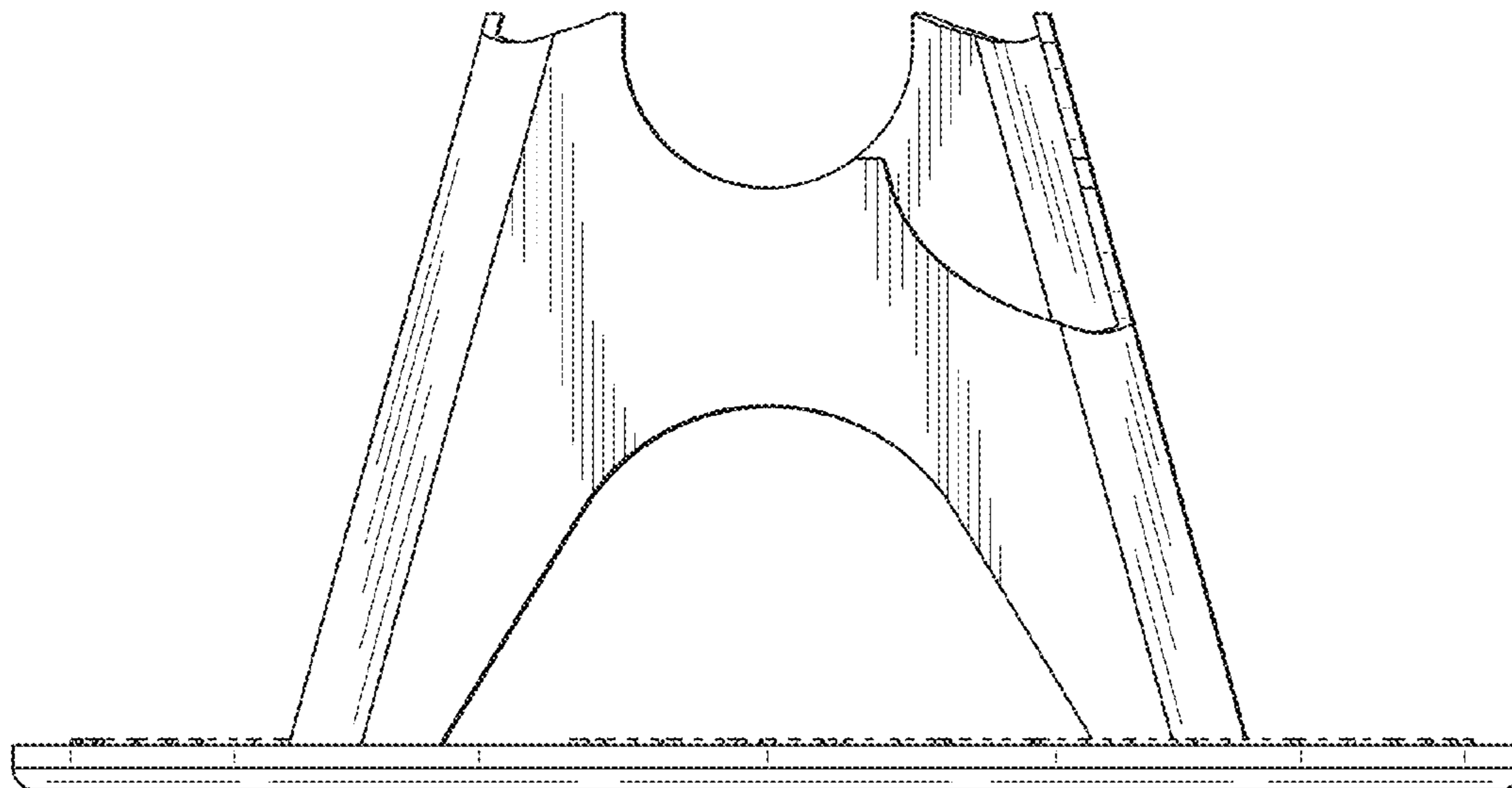
(57) **CLAIM**

We claim a new ornamental design for a chair, as shown and described.

**DESCRIPTION**

FIG. 1 is a front elevational view of a chair according to the present invention;  
FIG. 2 is a rear elevational view of the chair of FIG. 1;  
FIG. 3 is a right side elevational view of the chair of FIG. 1;  
FIG. 4 is a left side elevational view of the chair of FIG. 1;  
FIG. 5 is a top plan view of the chair of FIG. 1; and,  
FIG. 6 is a bottom plan view of the chair of FIG. 1.  
The broken line showing of the text is included for the purpose of illustrating a portion of the chair and forms no part of the claimed design.

**1 Claim, 4 Drawing Sheets**



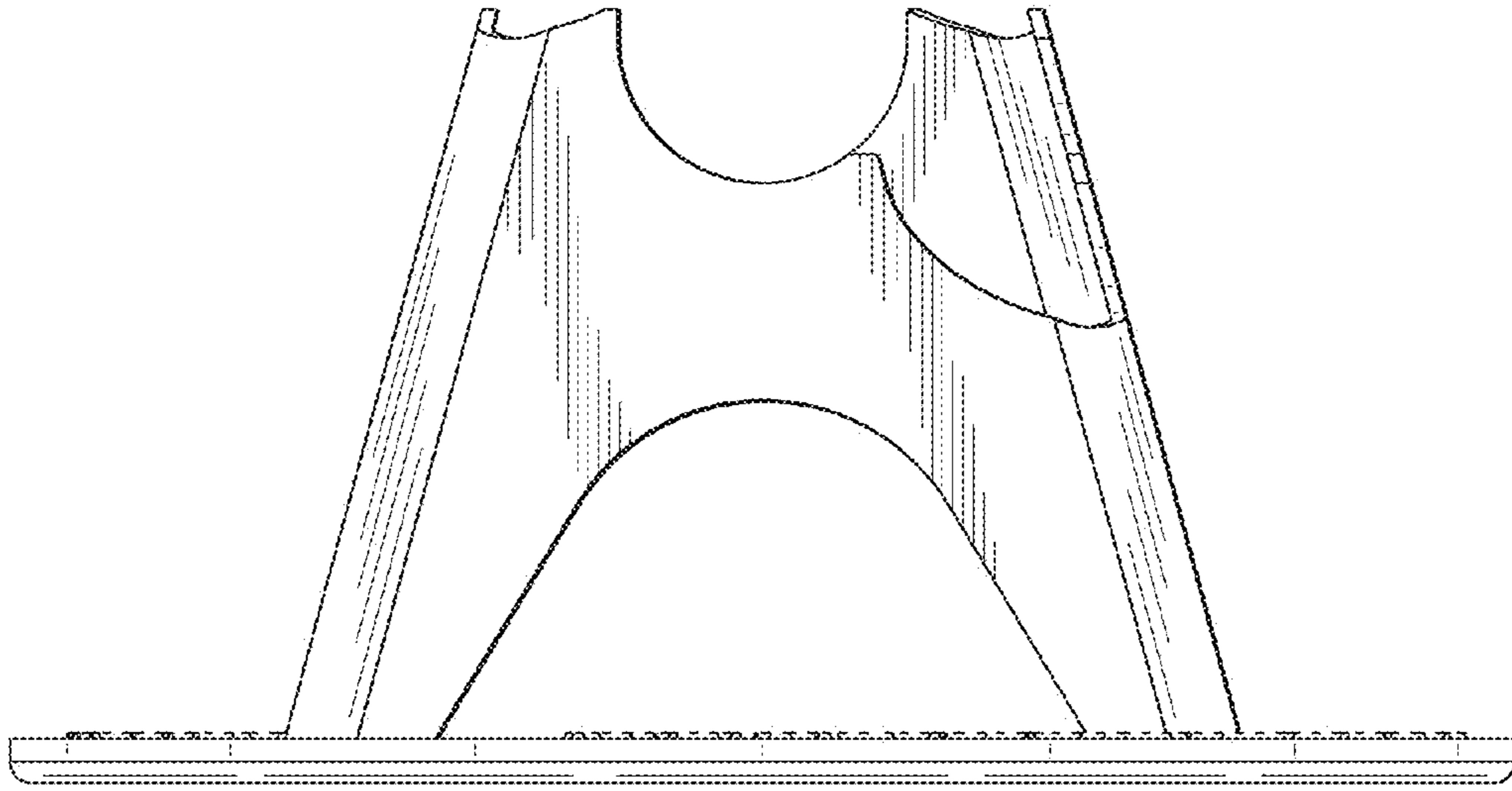


FIG. 1

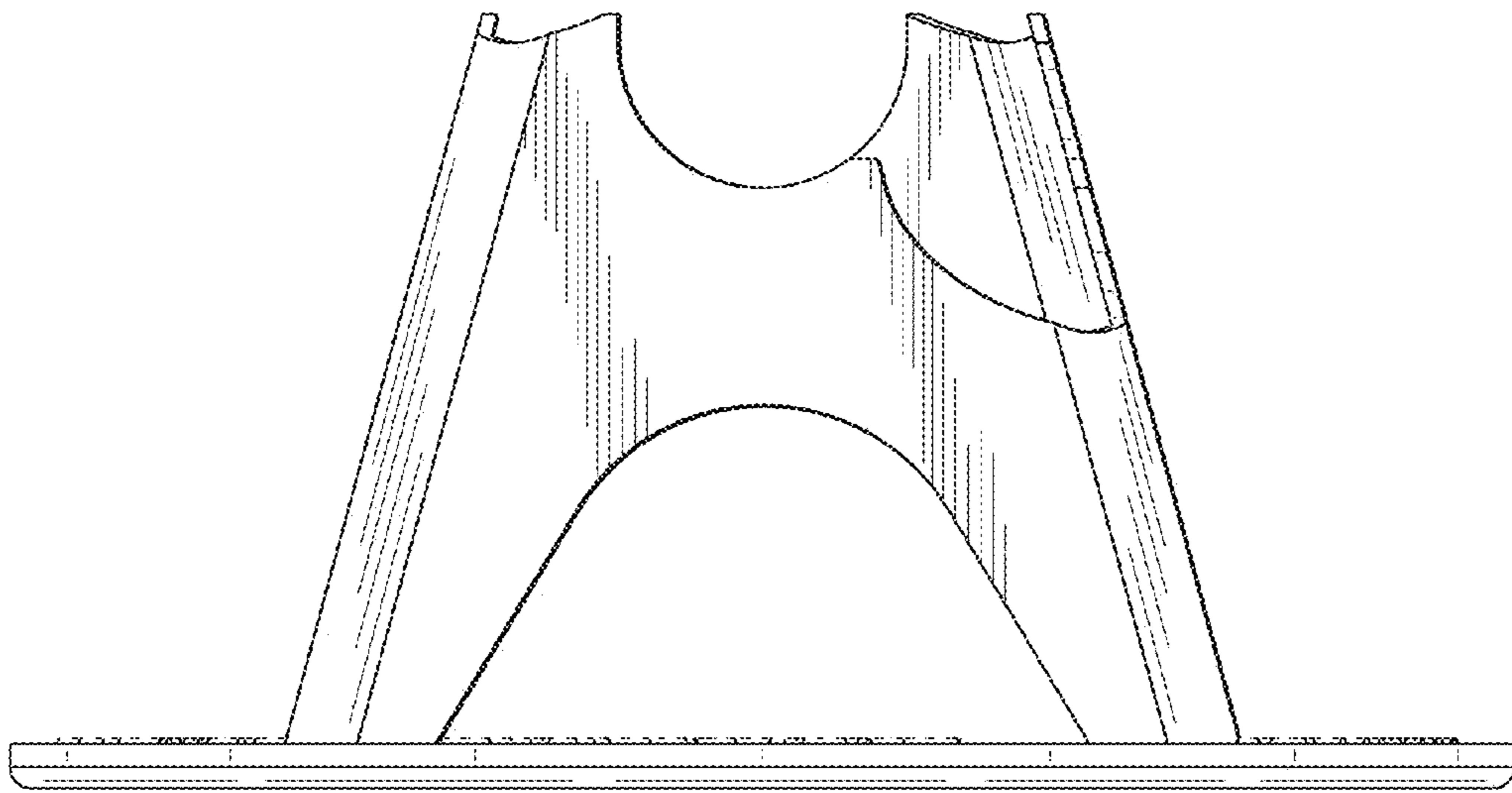


FIG. 2

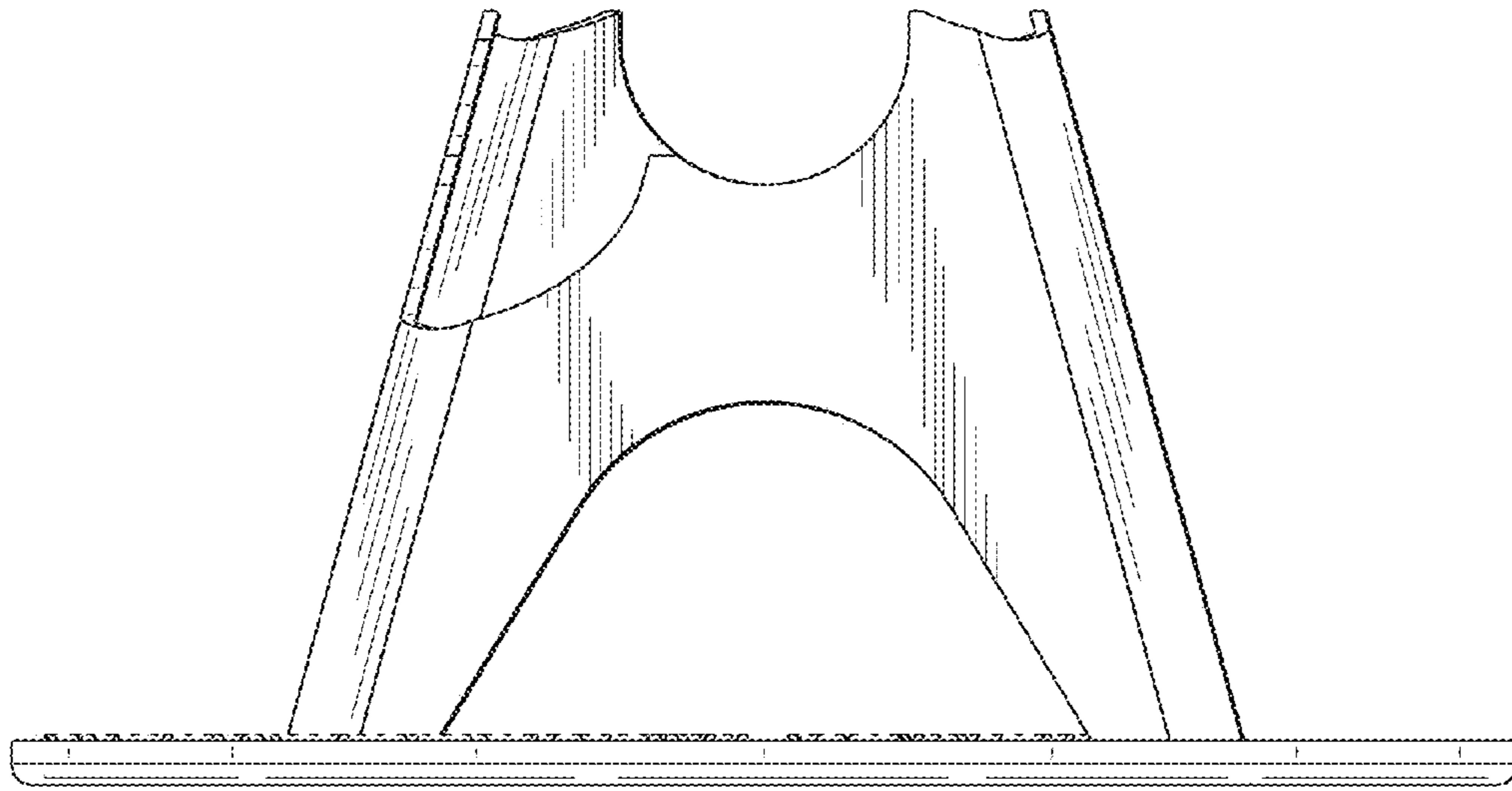


FIG. 3

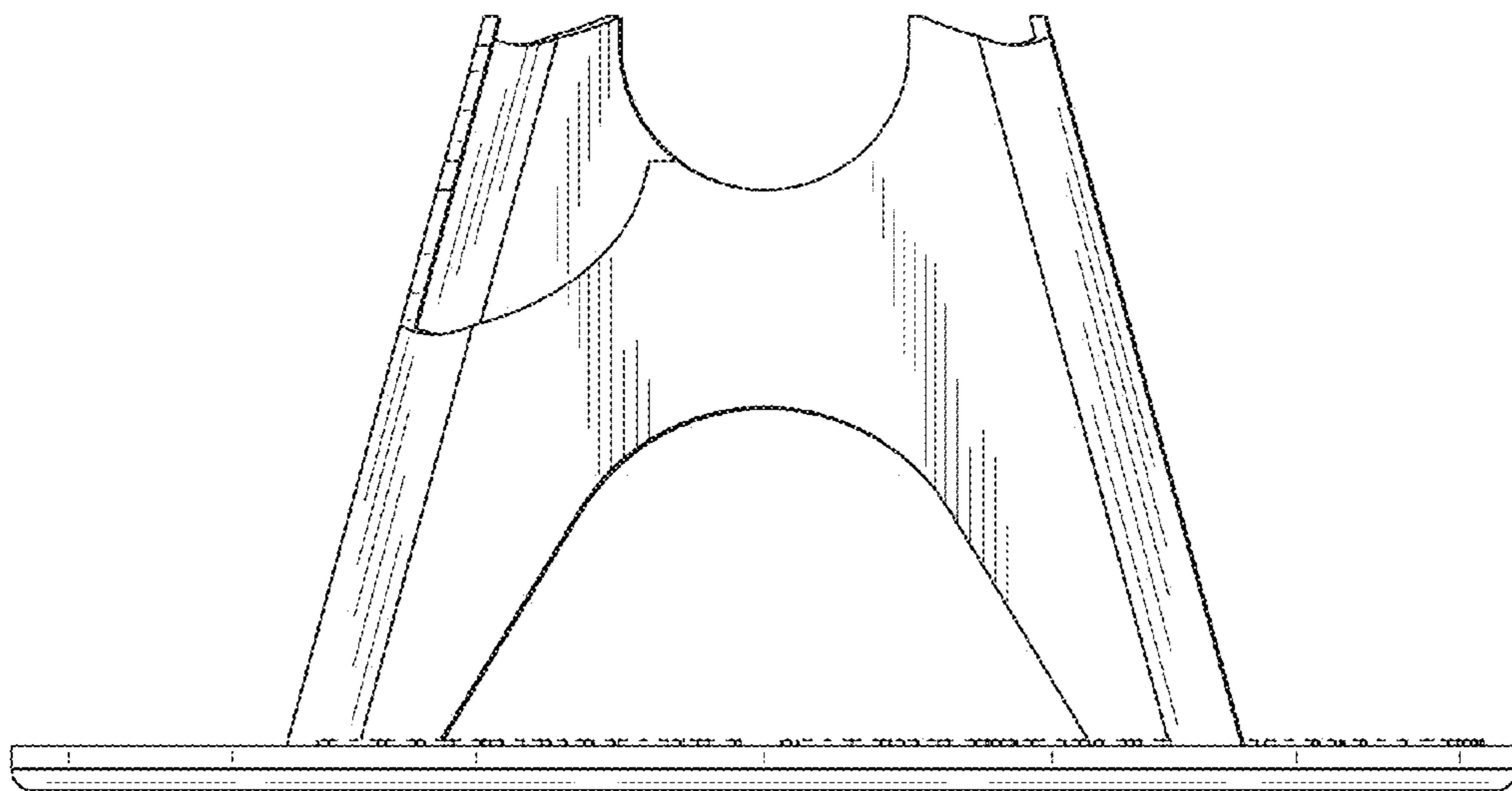


FIG. 4

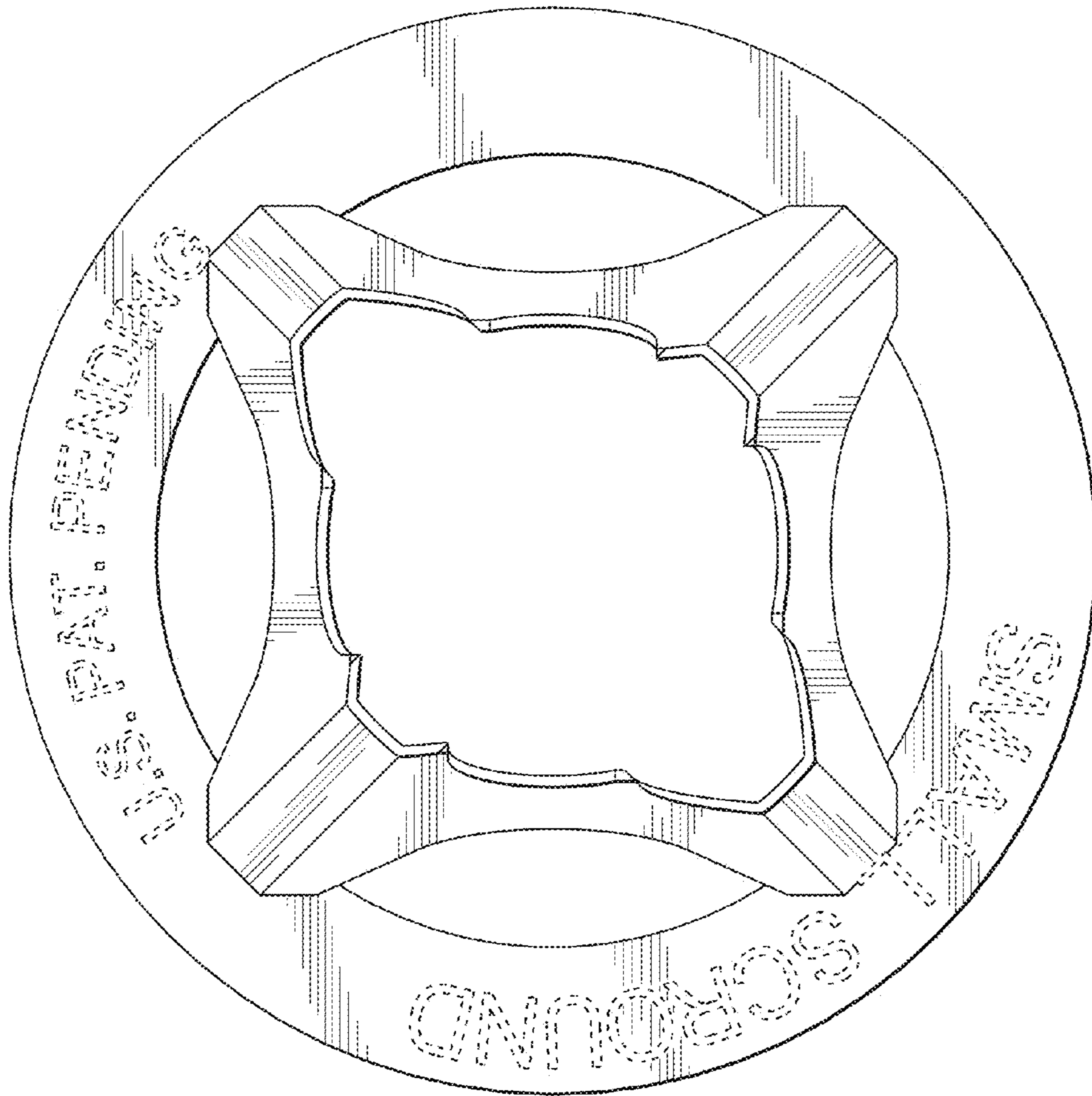


FIG. 5




FIG. 6