



US00D719782S

(12) **United States Design Patent**  
**Vangelder**

(10) **Patent No.:** **US D719,782 S**

(45) **Date of Patent:** **\*\* Dec. 23, 2014**

(54) **PORTABLE STOVE**

(71) Applicant: **Charles Edward Vangelder**, Ventura,  
CA (US)

(72) Inventor: **Charles Edward Vangelder**, Ventura,  
CA (US)

(\*\*) Term: **14 Years**

(21) Appl. No.: **29/457,015**

(22) Filed: **Jun. 6, 2013**

(51) **LOC (10) CI.** ..... **07-02**

(52) **U.S. CI.**  
USPC ..... **D7/402**

(58) **Field of Classification Search**  
CPC ..... A21B 1/00; A21B 1/52; A47J 33/00;  
A47J 36/26; A47J 36/36; A47J 37/04; A47J  
37/041; A47J 37/049; A47J 37/042; A47J  
37/067; A47J 37/0682; A47J 2037/0777;  
A47J 37/07-37/079; F24B 1/18; F24B 1/20;  
F24B 1/22; F24B 1/24; F24B 1/26; F24B  
1/182; F24B 1/202; F24B 1/205; F24B 1/207;  
F24C 1/16; F24C 3/008; F24C 3/027; F24C  
3/085; F24C 3/087; F24C 3/14; F24C 5/20;  
F24C 11/00; F24C 15/10  
USPC ..... D7/332-337, 402-409; 99/450, 481,  
99/482; 108/157.13; 126/25 R

See application file for complete search history.

(56) **References Cited**

U.S. PATENT DOCUMENTS

D208,179	S	*	7/1967	King et al.	.....	D7/334
D222,870	S	*	1/1972	Bearinger	.....	D7/332
D254,468	S	*	3/1980	Cox	.....	D7/334
D266,050	S	*	9/1982	Best	.....	D7/334
D478,463	S	*	8/2003	Mouly	.....	D7/334
D560,416	S	*	1/2008	Sedberry et al.	.....	D7/334
7,383,835	B2	*	6/2008	Liu	.....	126/25 R
D581,198	S	*	11/2008	Chau	.....	D7/332
2009/0071462	A1	*	3/2009	Liu	.....	126/25 R

\* cited by examiner

*Primary Examiner* — Ruth McInroy

(74) *Attorney, Agent, or Firm* — McKee, Voorhees & Sease

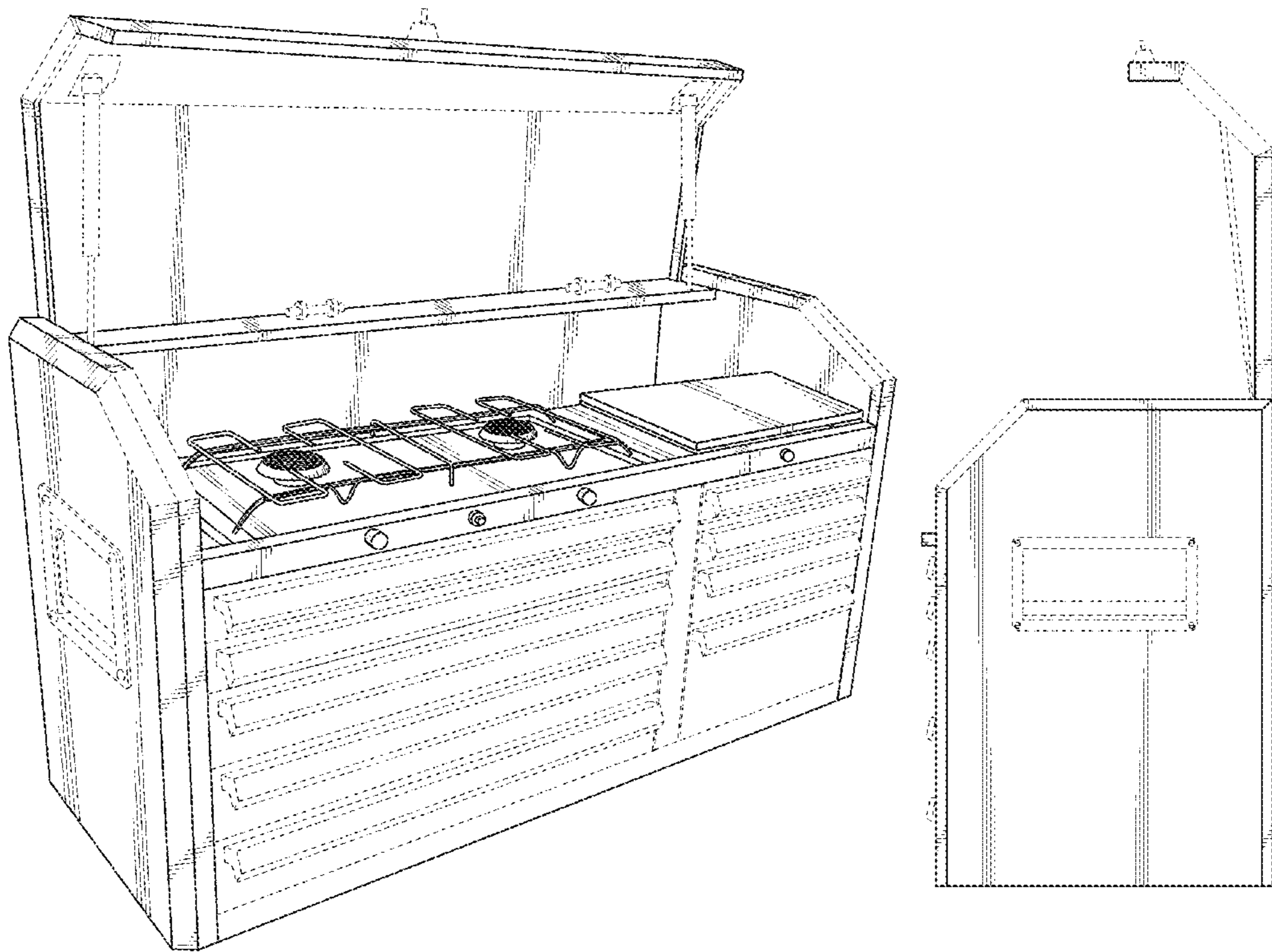
(57) **CLAIM**

I claim the ornamental design for a portable stove, as shown and described.

**DESCRIPTION**

FIG. 1 is a perspective view of a portable stove showing my new design;  
FIG. 2 is a front elevation view thereof;  
FIG. 3 is a rear elevation view thereof;  
FIG. 4 is a left side elevation view thereof;  
FIG. 5 is a right side elevation view thereof;  
FIG. 6 is a top plan view thereof; and,  
FIG. 7 is a bottom plan view thereof.  
The details shown in broken lines form no part of the claimed design.

**1 Claim, 5 Drawing Sheets**



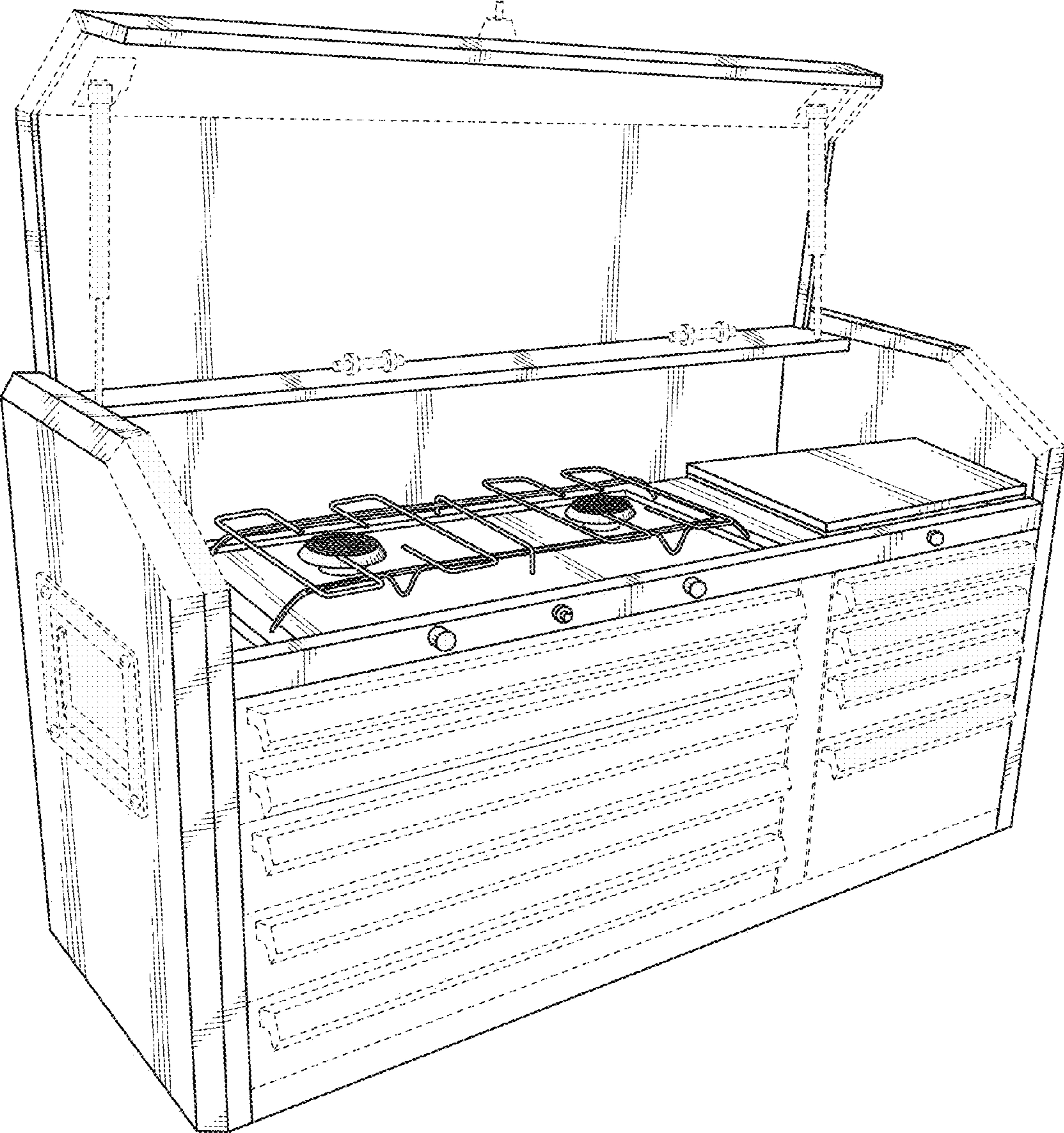


FIG. 1

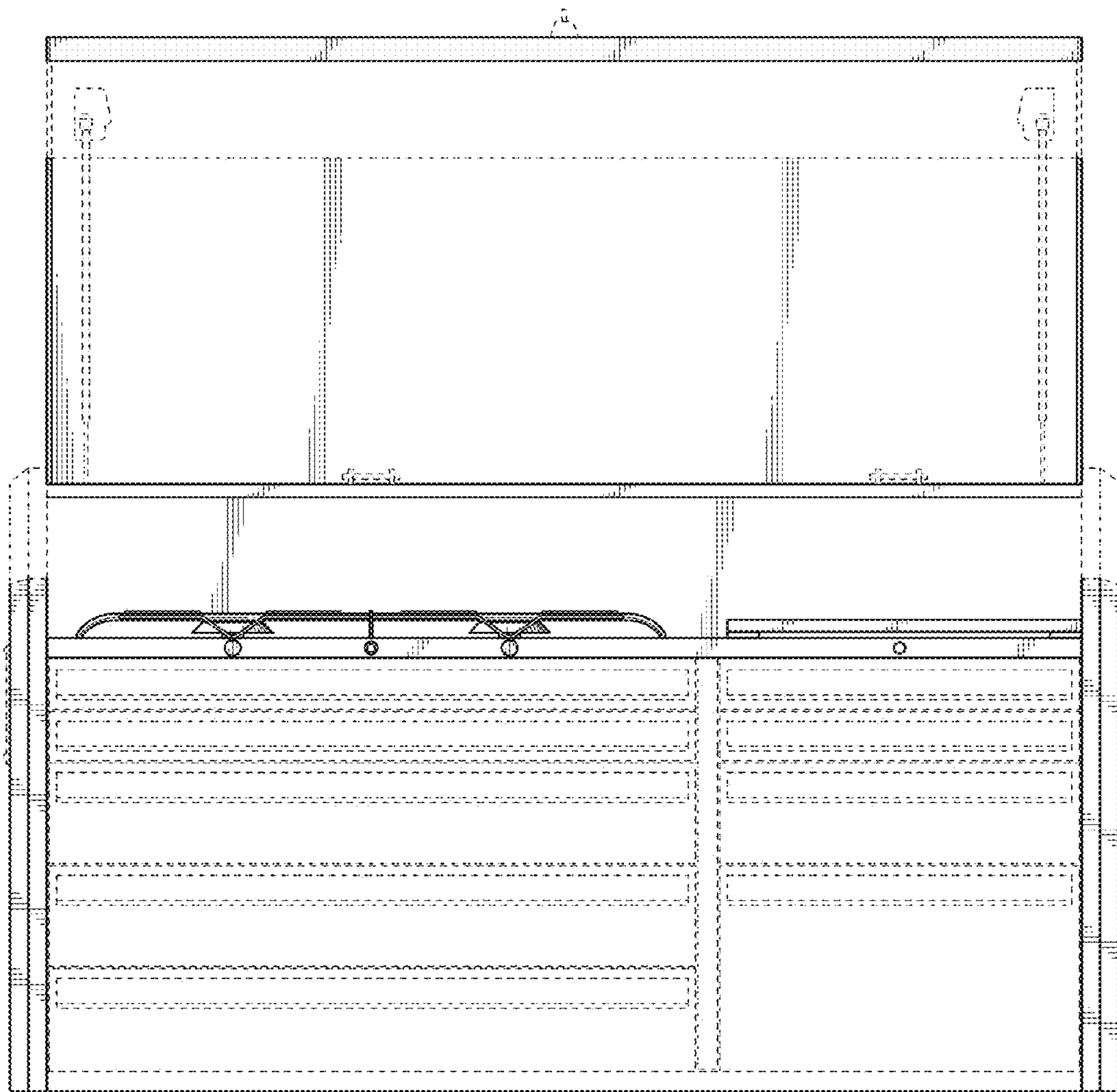


FIG. 2




FIG. 3

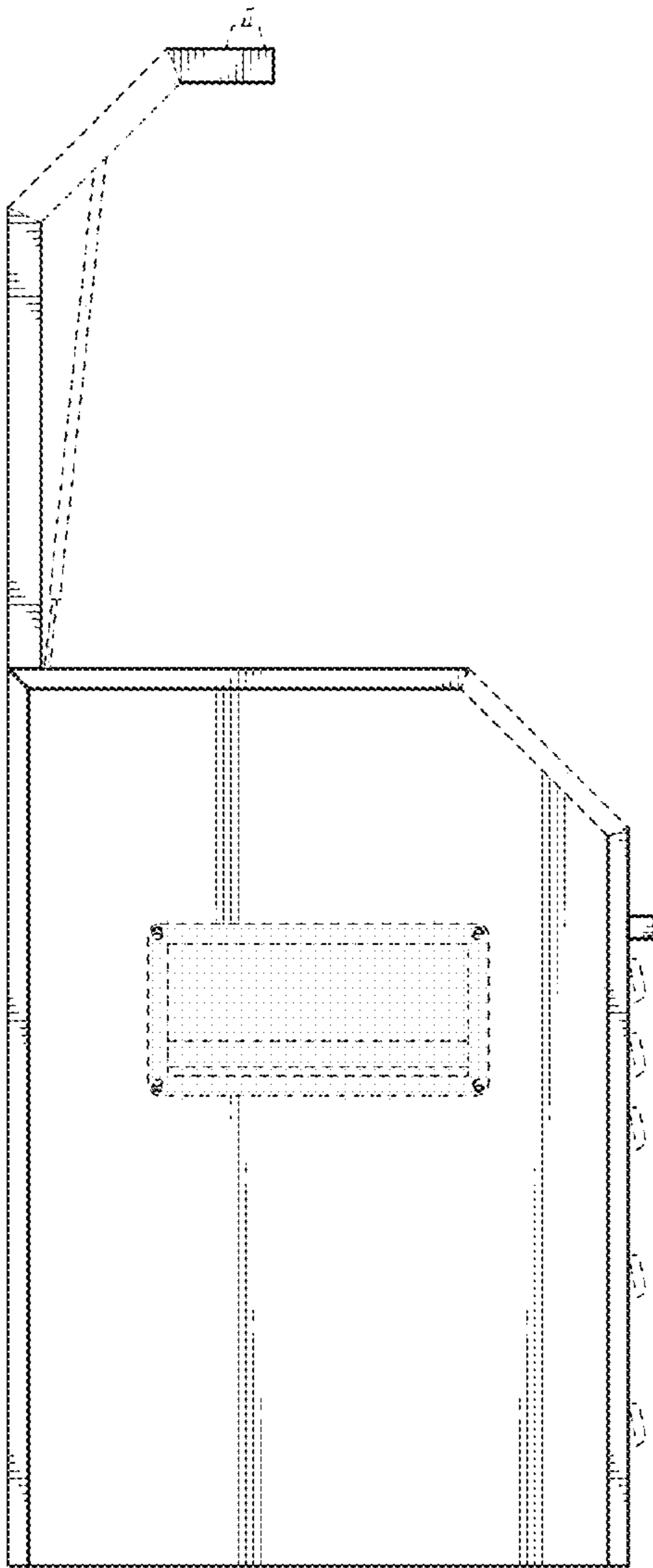


FIG. 4

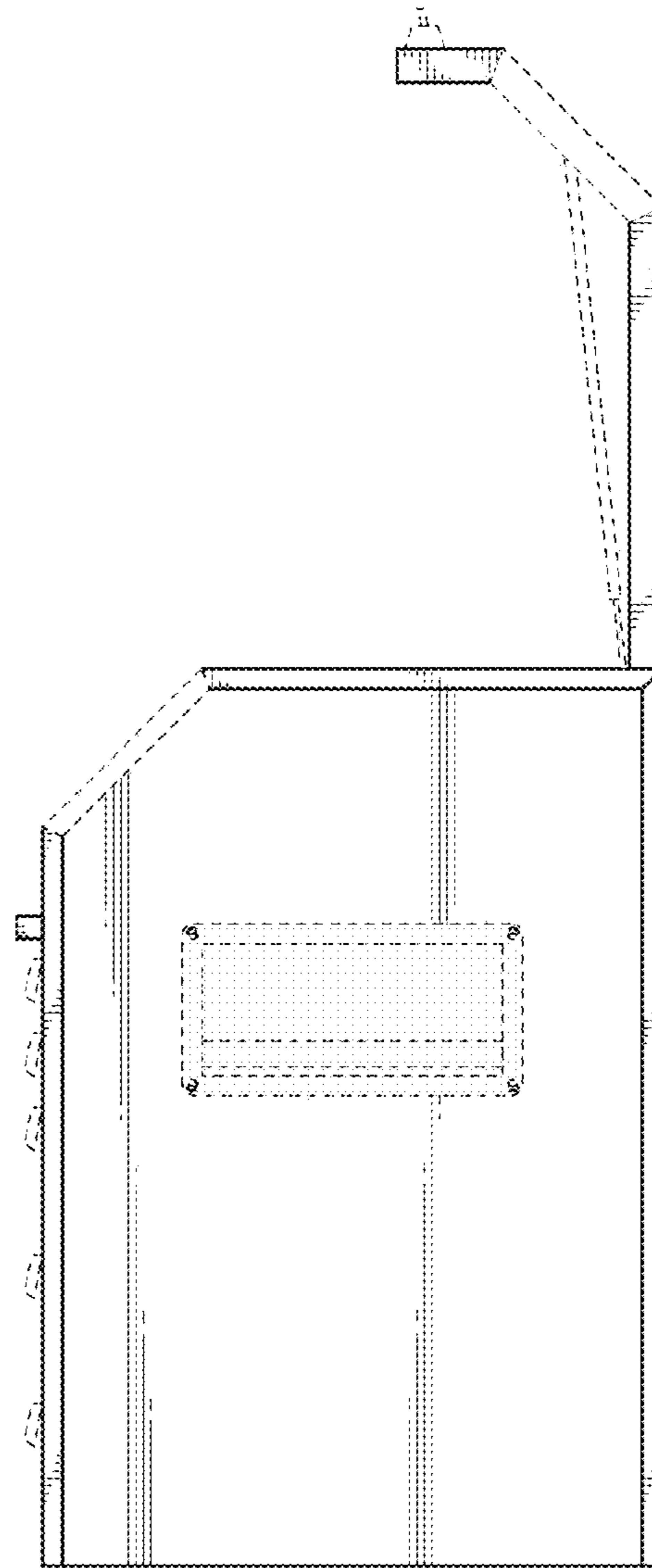


FIG. 5

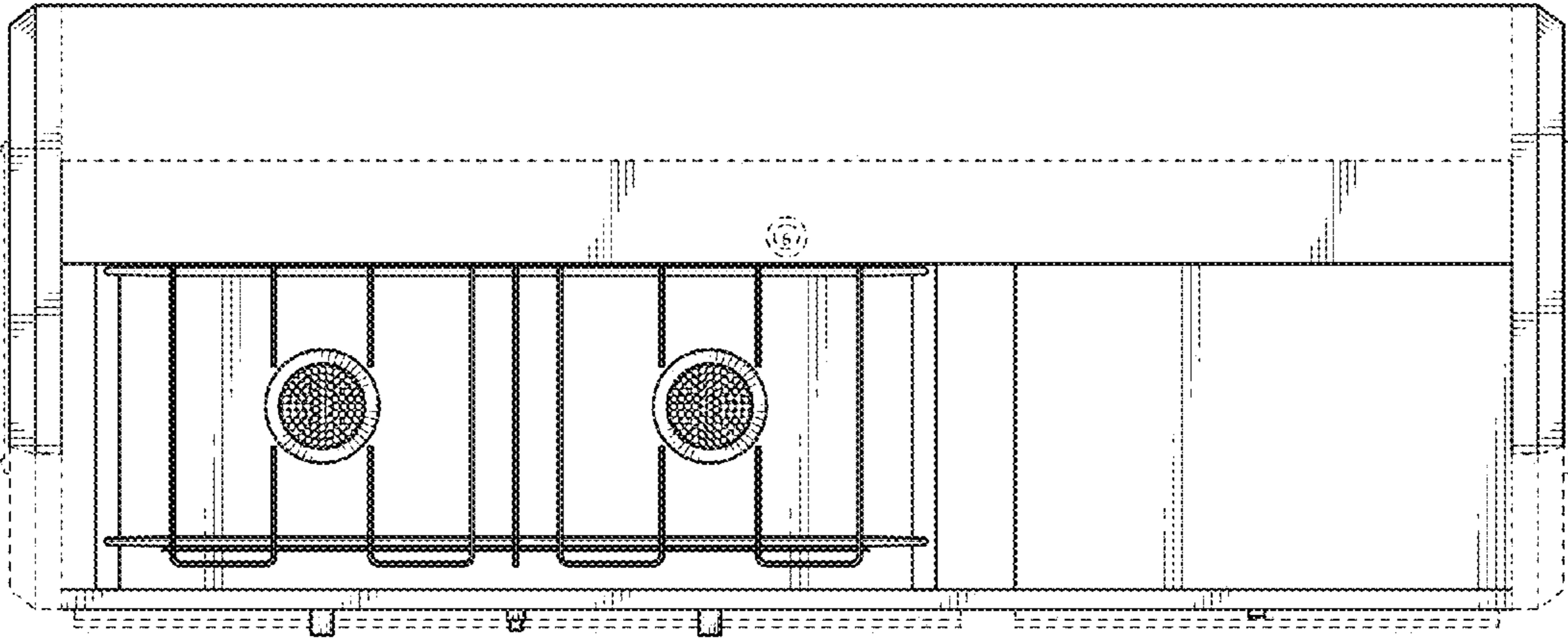


FIG. 6




FIG. 7