



US00D719770S

(12) **United States Design Patent**  
**Ramon**

(10) **Patent No.:** **US D719,770 S**

(45) **Date of Patent:** **\*\* Dec. 23, 2014**

(54) **PROTECTOR FOR RACKING**  
(71) Applicant: **Boplan BVBA**, Wevelgem (BE)  
(72) Inventor: **Xavier Ramon**, Marke (BE)  
(73) Assignee: **Boplan BVBA**, Wevelgem (BE)  
(\*\*) Term: **14 Years**

(21) Appl. No.: **29/486,006**  
(22) Filed: **Mar. 25, 2014**  
(51) **LOC (10) Cl.** ..... **06-06**  
(52) **U.S. Cl.**  
USPC ..... **D6/702**  
(58) **Field of Classification Search**  
USPC ..... D7/491-492, 702; D25/68, 116, 164;  
52/287.1, 716.1, 716.8; 312/137;  
D8/403  
See application file for complete search history.

(56) **References Cited**  
U.S. PATENT DOCUMENTS  
1,781,583 A \* 11/1930 Hodgson ..... 220/755  
3,149,367 A \* 9/1964 Dills ..... 294/171  
3,922,408 A \* 11/1975 Smith ..... 428/40.1  
D258,279 S \* 2/1981 Moore ..... D12/317  
D305,297 S \* 1/1990 O'Neill ..... D9/434  
D328,187 S \* 7/1992 Saurette ..... D9/434  
D367,817 S \* 3/1996 Halpin et al. .... D9/434  
5,983,460 A \* 11/1999 Hyde et al. .... 24/30.5 R  
D479,799 S \* 9/2003 Zamberg et al. .... D8/403

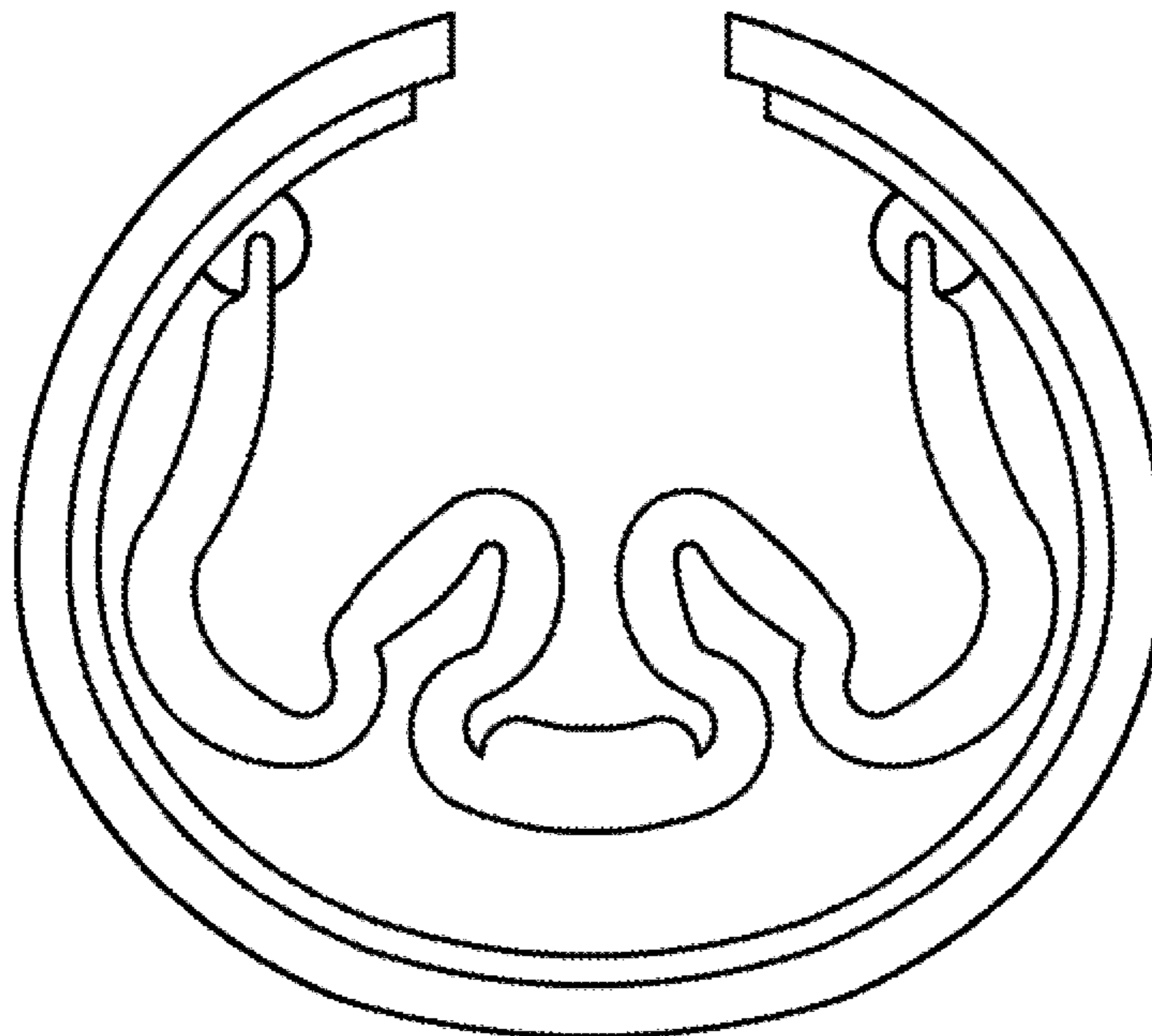
D507,903 S \* 8/2005 Pingel ..... D6/491  
D552,259 S \* 10/2007 Allsopp ..... D25/119  
7,387,324 B1 \* 6/2008 Sharpe ..... 294/171  
D595,069 S \* 6/2009 Berry et al. .... D6/491  
D671,407 S \* 11/2012 Fay ..... D9/434  
D690,544 S \* 10/2013 Feeney ..... D6/707.24  
D696,205 S \* 12/2013 Woodlief ..... D13/155  
D702,466 S \* 4/2014 Kim ..... D6/702

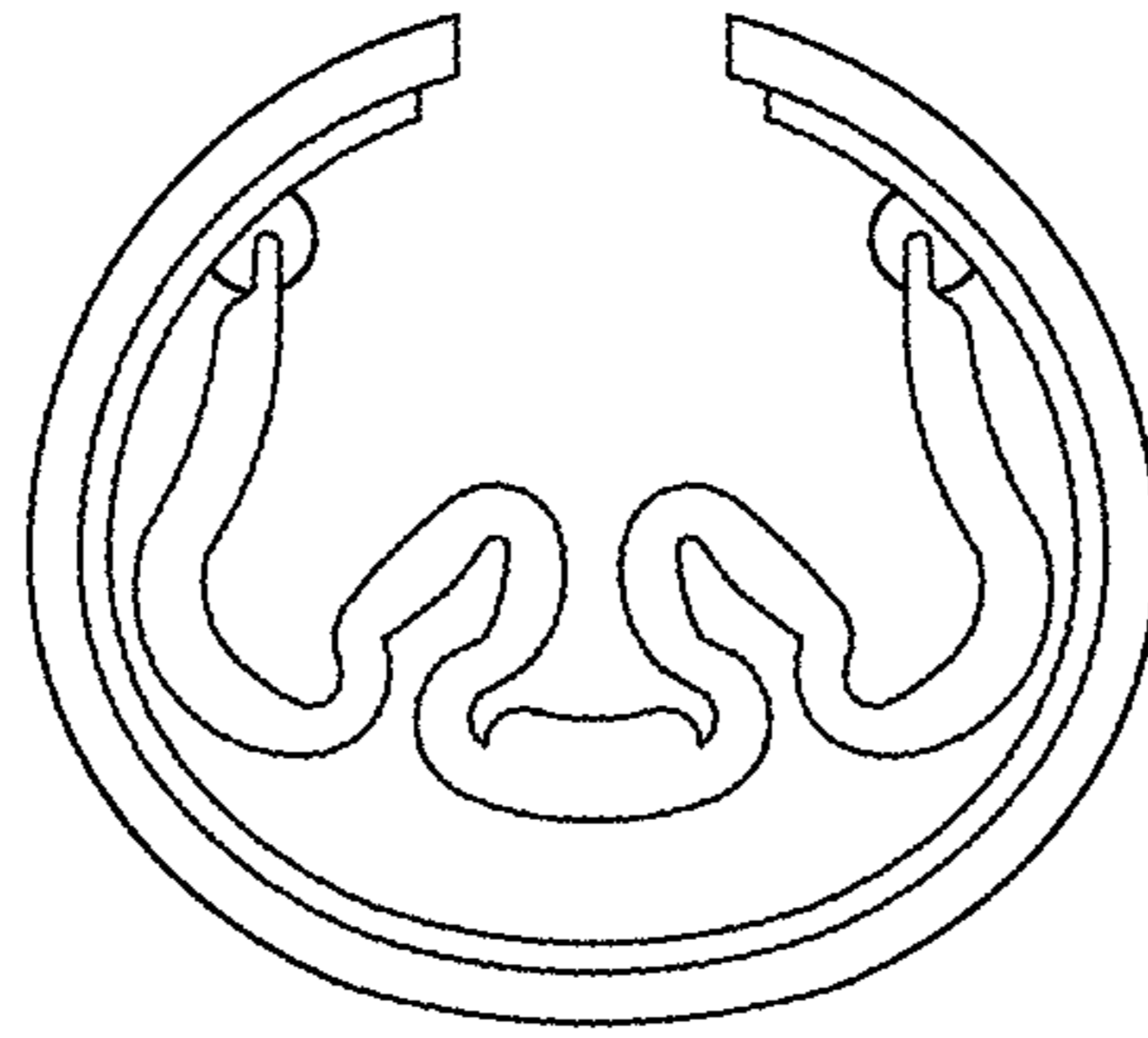
\* cited by examiner  
*Primary Examiner* — Kelley Donnelly  
(74) *Attorney, Agent, or Firm* — Symbus Law Group LLC;  
Clifford D. Hyra

(57) **CLAIM**  
The ornamental design for a protector for racking, as shown  
and described.

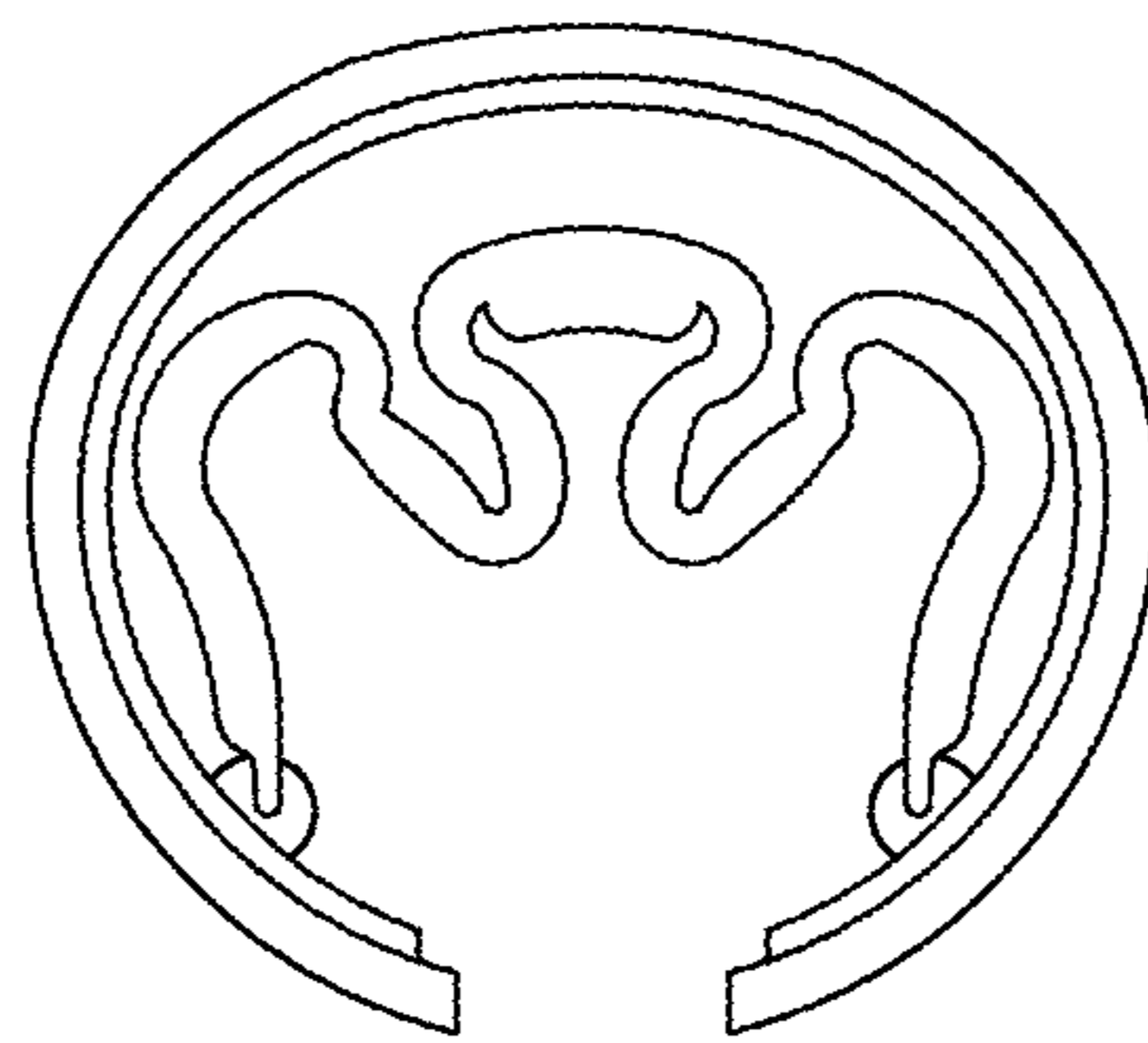
**DESCRIPTION**  
FIG. 1 is a right side view of a protector for racking.  
FIG. 2 is a left side view of a protector for racking in an  
orientation upside down from the orientation of FIG. 1.  
FIG. 3 is a rear view of a protector for racking.  
FIG. 4 is a front view of a protector for racking.  
FIG. 5 is a top view of a protector for racking.  
FIG. 6 is a bottom view of a protector for racking.  
FIG. 7 is a perspective view of a protector for racking showing  
the bottom, right, and rear sides.  
FIG. 8 is a perspective view of the inner portion of a protector  
for racking showing the bottom, right, and rear sides; and,  
FIG. 9 is a perspective view of the outer portion of a protector  
for racking showing the bottom, right, and rear sides.

**1 Claim, 5 Drawing Sheets**





*FIG. 1*



*FIG. 2*




FIG. 3

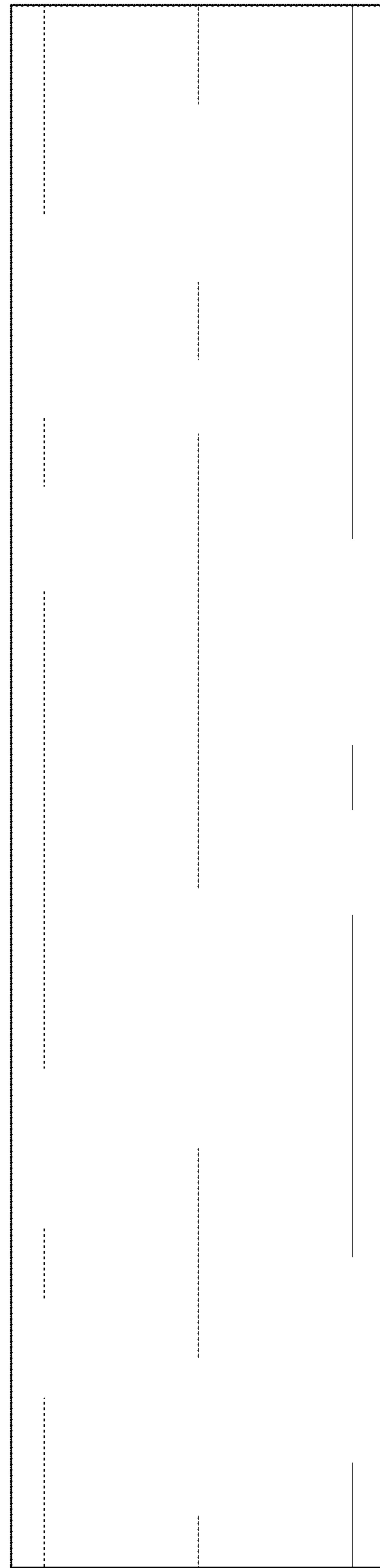




FIG. 4



*FIG. 5*



*FIG. 6*

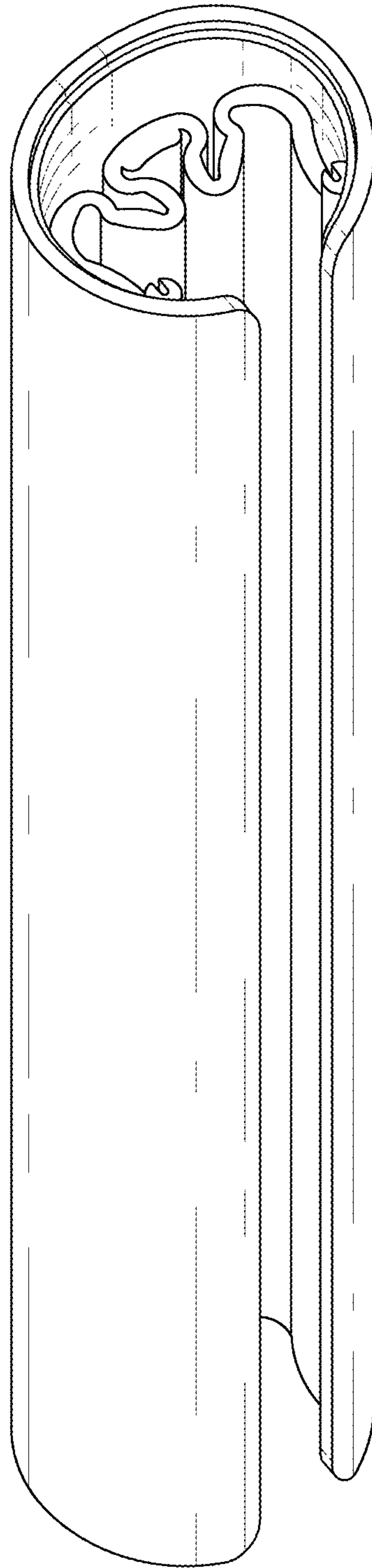


FIG. 7

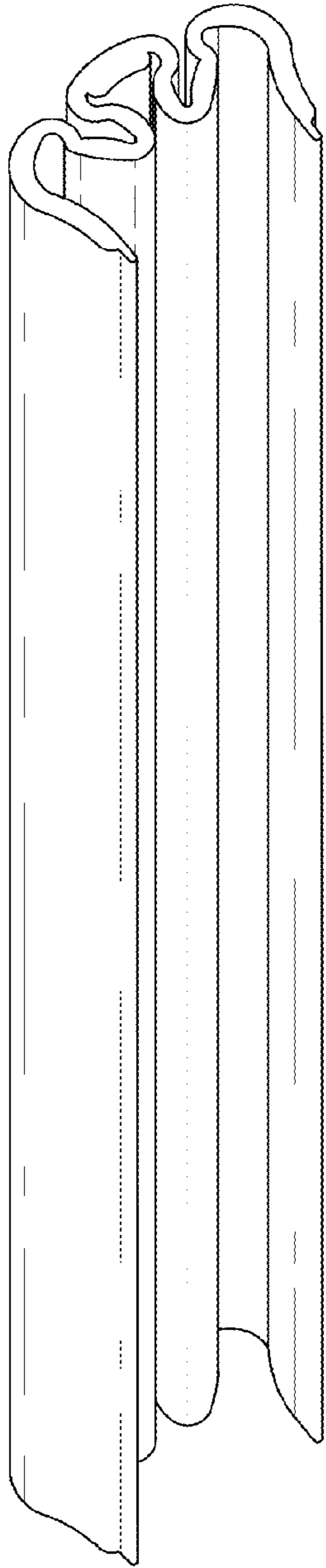


FIG. 8

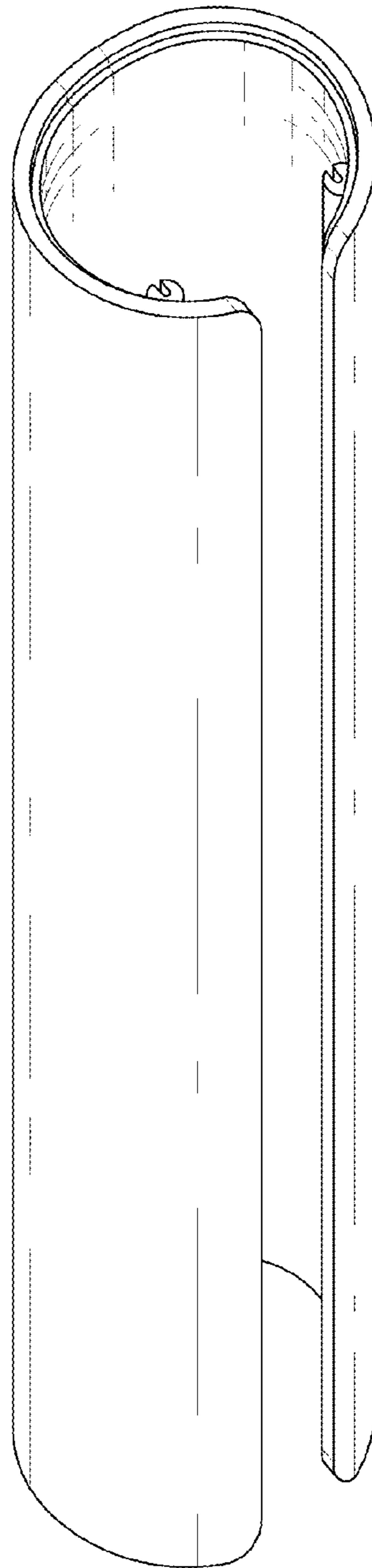


FIG. 9