

US00D719752S

(12) **United States Design Patent**
Karasek

(10) **Patent No.:** **US D719,752 S**

(45) **Date of Patent:** **** Dec. 23, 2014**

(54) **PARK BENCH WITH BACKREST AND
ARMRESTS, ON THE CENTRAL LEG**

(71) Applicant: **David Karasek**, Brno (CZ)

(72) Inventor: **David Karasek**, Brno (CZ)

(**) Term: **14 Years**

(21) Appl. No.: **29/492,104**

(22) Filed: **May 28, 2014**

(51) **LOC (10) Cl.** **06-01**

(52) **U.S. Cl.**
USPC **D6/370**

(58) **Field of Classification Search**
CPC A47C 11/00; A47C 4/02; A47C 4/03;
A47C 5/06; A47C 7/16
USPC D6/334-336, 370, 374, 375, 376, 380,
D6/381, 716, 716.1, 716.2, 716.3, 716.4;
297/232, 445.1, 446.1, 411.43, 452.63
See application file for complete search history.

(56) **References Cited**

U.S. PATENT DOCUMENTS

1,721,601 A * 7/1929 McClure A47C 11/00
D127,713 S * 6/1941 Haase D6/370

3,511,536 A * 5/1970 Suzuki A47C 4/03
D299,595 S * 1/1989 Shields D6/335
4,804,224 A * 2/1989 Stapf A47C 11/00
6,299,251 B1 * 10/2001 Harper A47C 11/00
D498,079 S * 11/2004 Messier D6/381
D655,534 S * 3/2012 Hudson D6/370

* cited by examiner

Primary Examiner — Mimoso De

(74) *Attorney, Agent, or Firm* — Ostrolenk Faber LLP

(57) **CLAIM**

The ornamental design for a park bench with backrest and armrests, on the central leg, as shown.

DESCRIPTION

FIG. 1 is a front, perspective view of a park bench with backrest and armrests, on the central leg showing our new design;

FIG. 2 is a left side view thereof;

FIG. 3 is a right side view thereof;

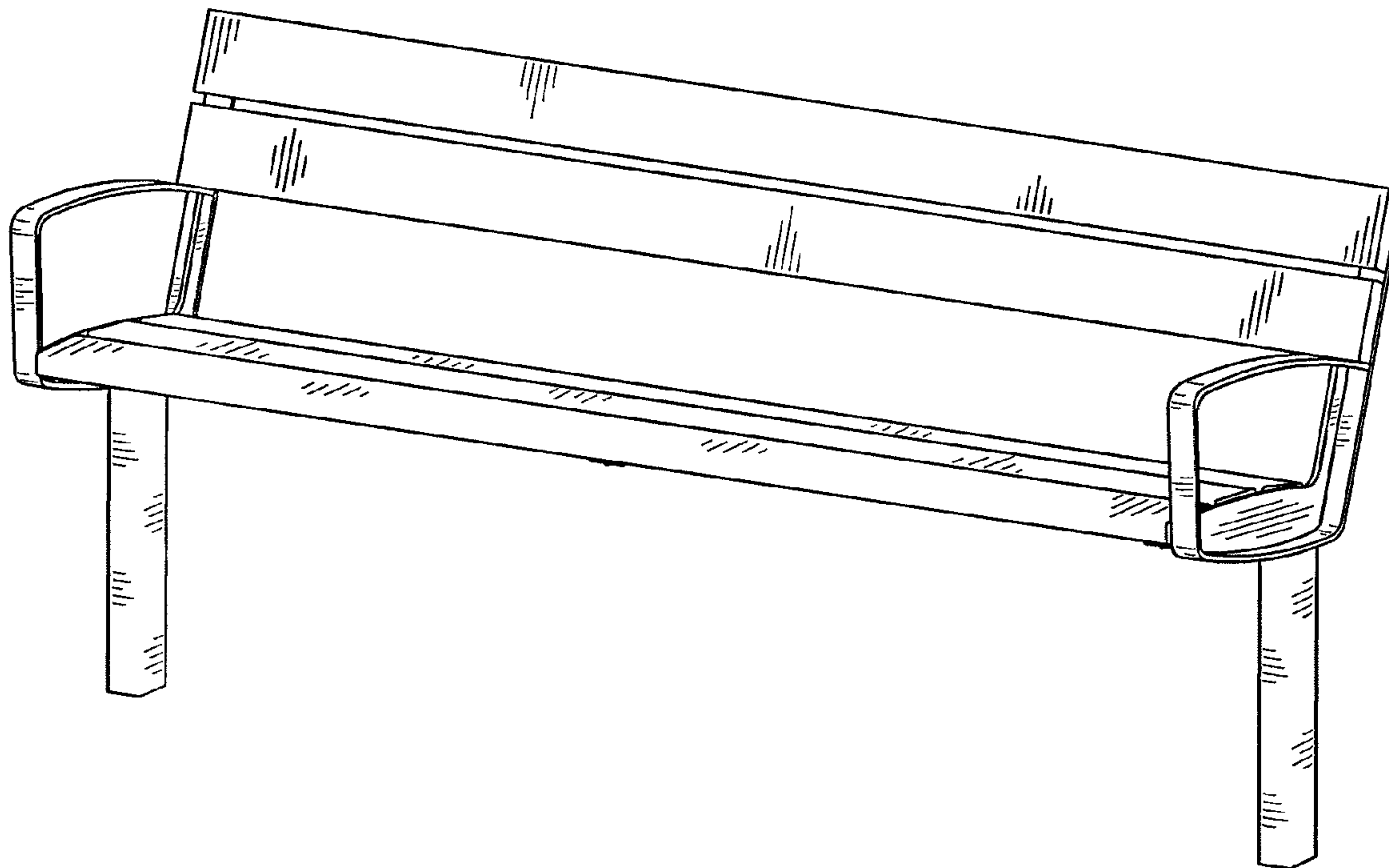
FIG. 4 is a front view thereof;

FIG. 5 is a rear view thereof;

FIG. 6 is a bottom view thereof; and,

FIG. 7 is a top view thereof.

1 Claim, 5 Drawing Sheets



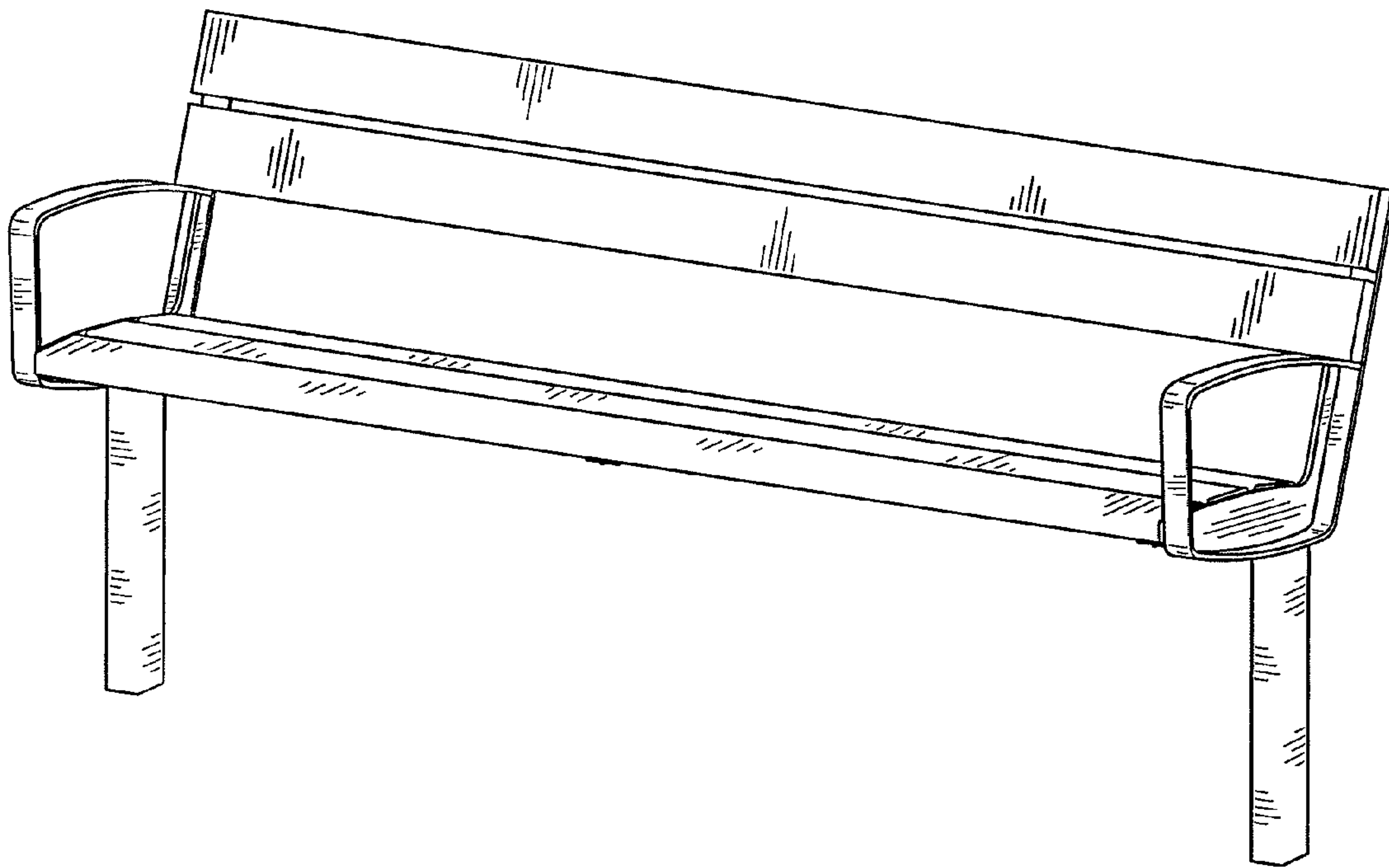


FIG. 1

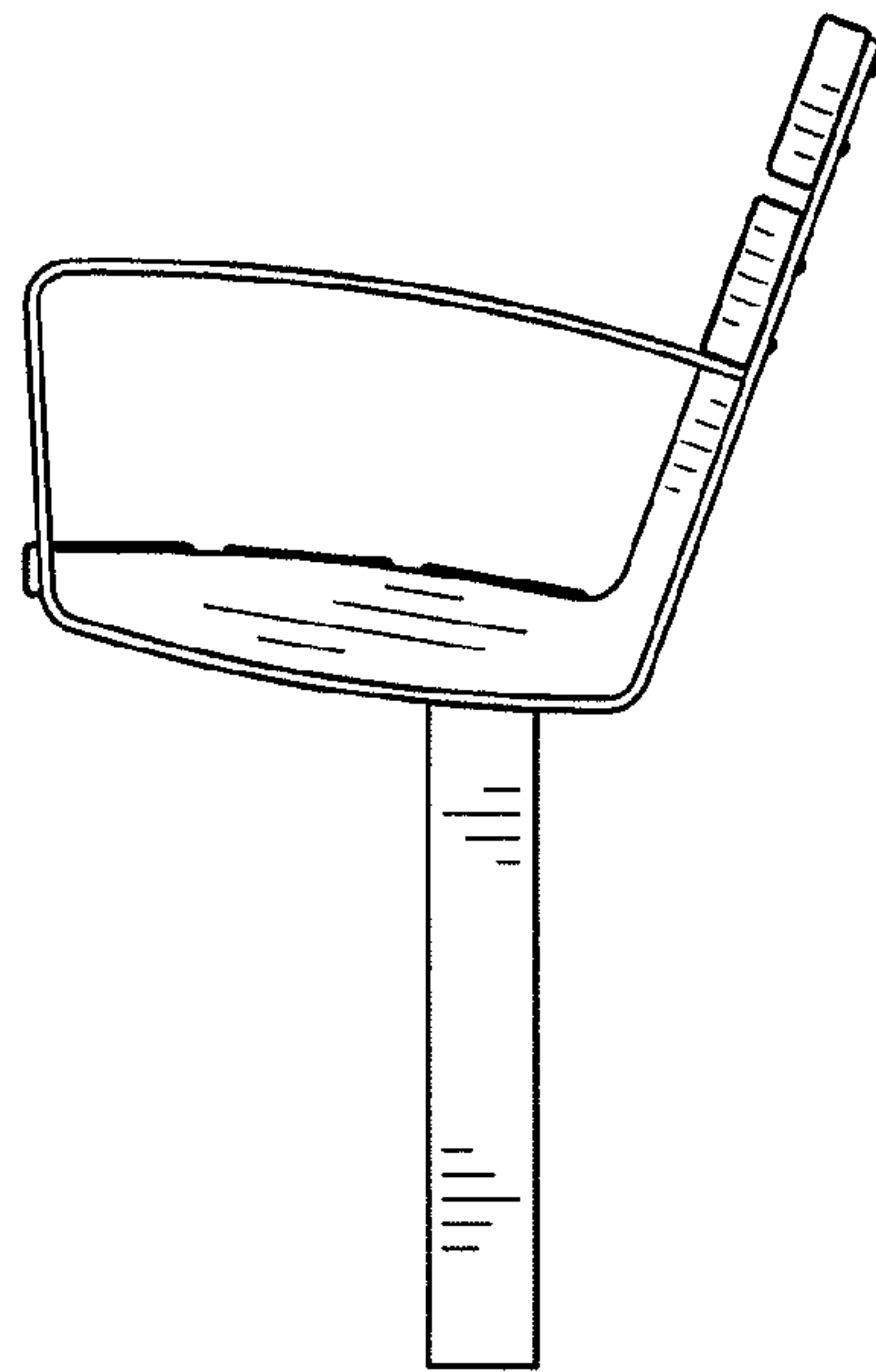


FIG. 2




FIG. 3




FIG. 4




FIG. 5

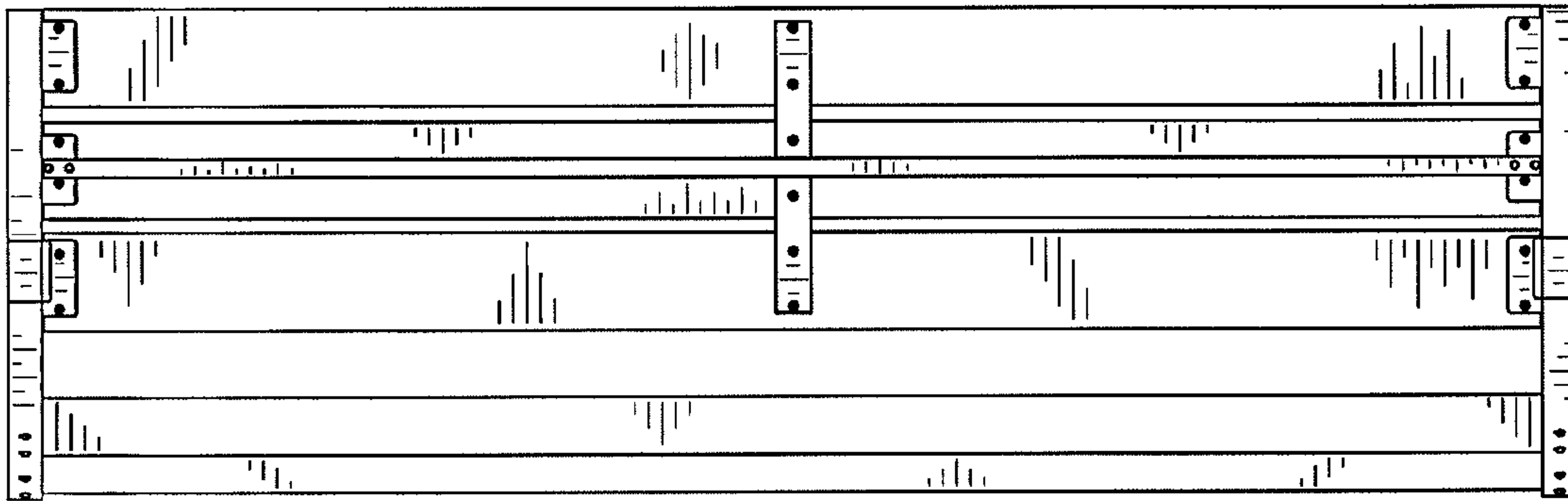


FIG. 6

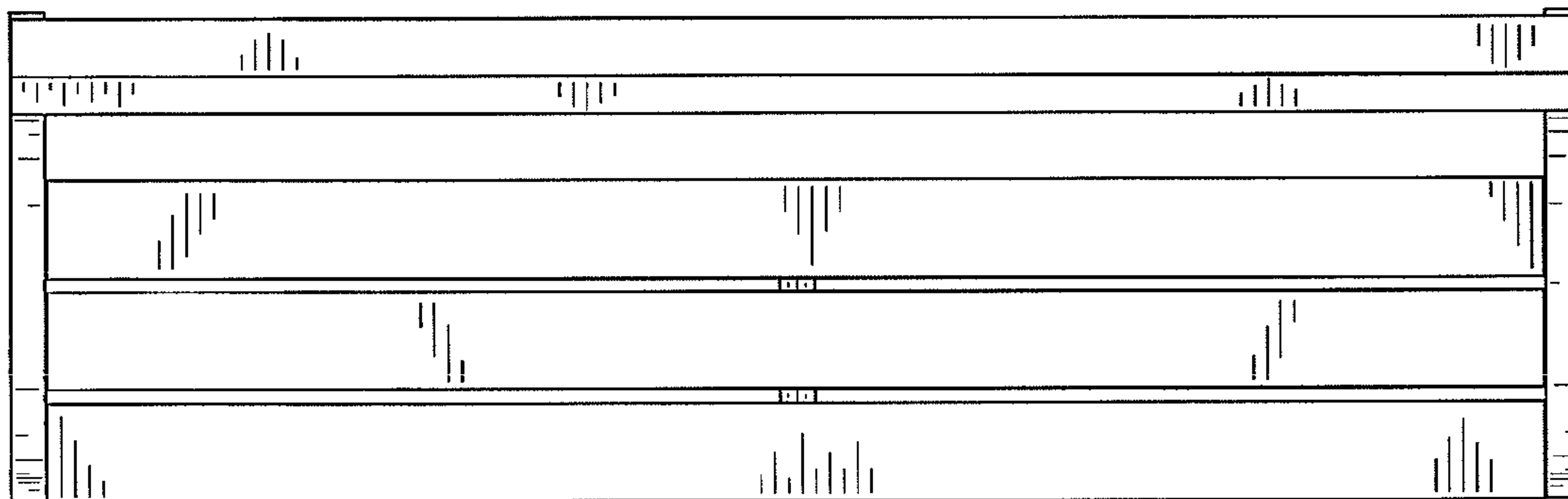


FIG. 7