



US00D719748S

(12) **United States Design Patent**
Higbie

(10) **Patent No.:** **US D719,748 S**

(45) **Date of Patent:** **** Dec. 23, 2014**

(54) **SANDAL HANGER**

(71) Applicant: **Carol Higbie**, Jefferson, GA (US)

(72) Inventor: **Carol Higbie**, Jefferson, GA (US)

(**) Term: **14 Years**

(21) Appl. No.: **29/469,685**

(22) Filed: **Oct. 12, 2013**

(51) **LOC (10) Cl.** **06-08**

(52) **U.S. Cl.**
USPC **D6/328**

(58) **Field of Classification Search**
USPC D6/315-328; 223/85-98; 211/10, 13.1,
211/34, 38, 85.2, 87.01, 113; 206/6.1, 278,
206/288, 289, 292, 293; D3/293, 315, 317,
D3/318, 319

See application file for complete search history.

(56) **References Cited**

U.S. PATENT DOCUMENTS

2,359,372 A * 10/1944 Leader 383/39
4,195,739 A * 4/1980 Sweet, III 211/113

4,296,876 A * 10/1981 Lefebvre 223/91
4,577,765 A * 3/1986 Crosby 211/75
D524,558 S * 7/2006 Fischer D6/328
D529,725 S * 10/2006 Roberson D6/319
8,479,918 B2 * 7/2013 Howard 206/438
8,499,930 B2 * 8/2013 Parness 206/288
2012/0111741 A1 * 5/2012 Walters 206/6.1

* cited by examiner

Primary Examiner — Derrick Holland

Assistant Examiner — Lauren Calve

(74) *Attorney, Agent, or Firm* — Michael J. Bootcheck, LLC

(57) **CLAIM**

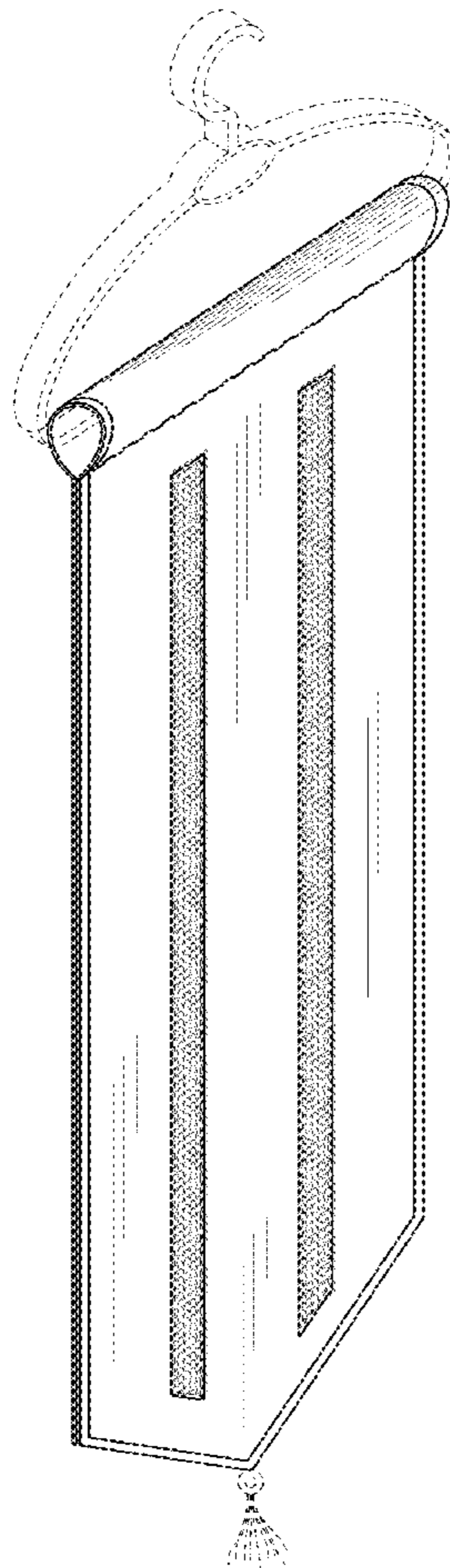
The ornamental design for a sandal hanger, as shown and described.

DESCRIPTION

FIG. 1 is a frontal perspective view of a sandal hanger;
FIG. 2 is a rear view thereof;
FIG. 3 is a side view thereof;
FIG. 4 is a top view thereof; and,
FIG. 5 is a bottom view thereof.

The broken lines shown represent unclaimed subject matter and form no part of the claimed design.

1 Claim, 2 Drawing Sheets



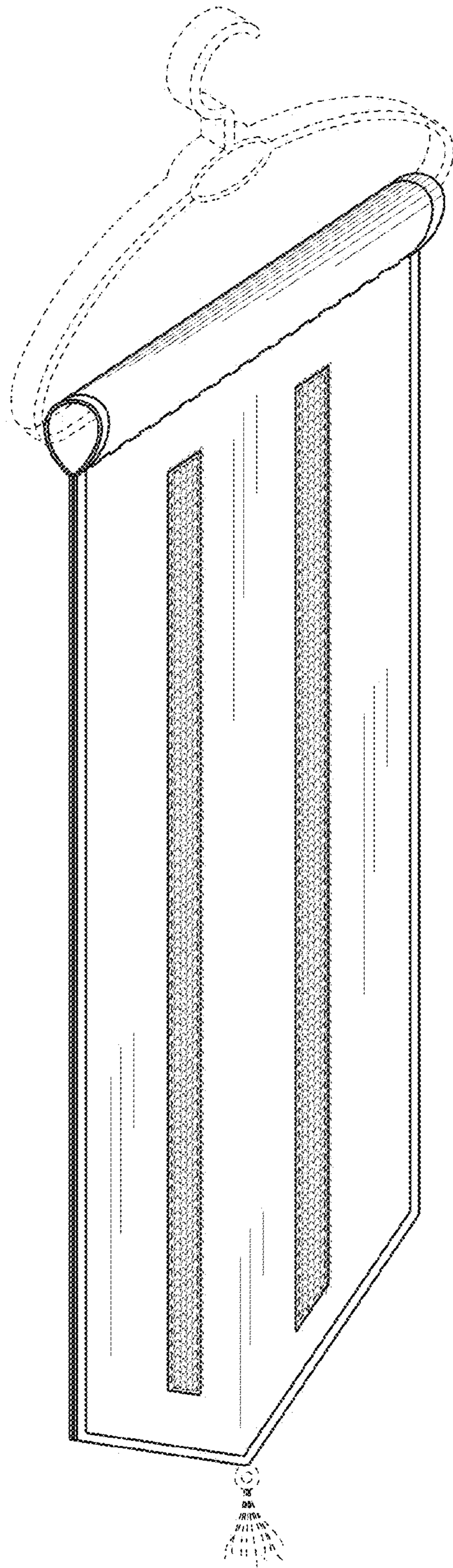


FIG. 1

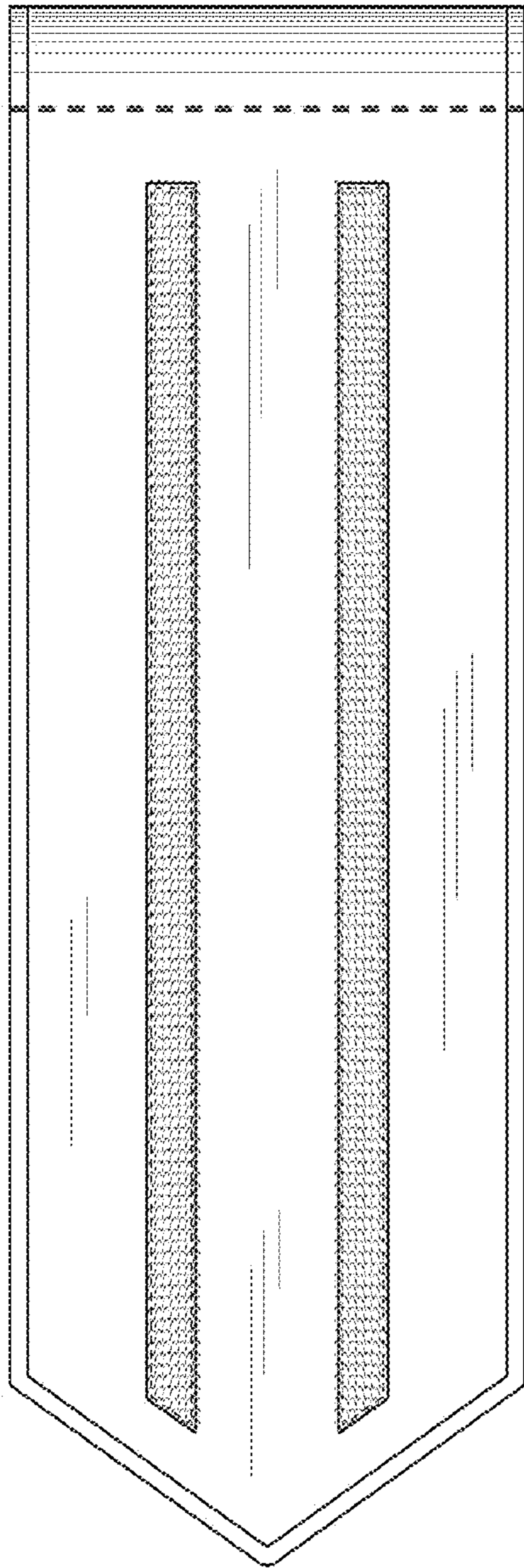


FIG. 2




FIG. 4




FIG. 3




FIG. 5