



US00D719739S

(12) **United States Design Patent**
Brescia et al.

(10) **Patent No.:** **US D719,739 S**
(45) **Date of Patent:** **** Dec. 23, 2014**

(54) **RETRACTABLE COSMETIC DEVICE**

(71) Applicant: **Carie Brescia, LLC**, Ardmore, PA (US)

(72) Inventors: **Carie Brescia**, Ardmore, PA (US); **Peter M. Zielinski**, Millville, NJ (US);
Richard A. Lappine, Millville, NJ (US);
Brian M. Gatton, Franklinville, NJ (US)

(73) Assignee: **Carie Brescia, LLC**, Ardmore, PA (US)

(**) Term: **14 Years**

(21) Appl. No.: **29/448,352**

(22) Filed: **Mar. 12, 2013**

(51) **LOC (10) Cl.** **04-02**

(52) **U.S. Cl.**
USPC **D4/121; D4/127; D4/138**

(58) **Field of Classification Search**

CPC A46B 3/00; A46B 3/02; A46B 3/04;
A46B 7/02; A46B 7/023; A46B 7/026;
A46B 9/00; A46B 9/921; A46B 11/0013;
A46B 11/0024; A46B 15/00; A46B 15/0095;
A46B 15/0097; A46B 2200/1033; A46B
2200/1046; A45D 27/00; A45D 27/04;
A45D 40/00; A45D 40/02; A45D 2200/10;
A45D 2200/1009; A45D 2200/109
USPC D4/116, 121, 127, 135, 138; D28/7;
15/144.1, 144.3, 144.4, 159.1, 160,
15/172, 184, 191.1–193, 201; 132/289,
132/290, 313, 317, 318, 320
See application file for complete search history.

(56) **References Cited**

U.S. PATENT DOCUMENTS

428,415 A * 5/1890 Riley 15/184
1,216,433 A * 2/1917 Gaisman 15/184

(Continued)

FOREIGN PATENT DOCUMENTS

JP 10248621 A * 9/1998

OTHER PUBLICATIONS

Sephora bareMinerals Precision Face Retractable Brush, retrieved from the Internet at www.sephora.com/precision-face-retractable-brush-P375372 on Mar. 6, 2013 (publication date unknown).

Primary Examiner — Melanie H Tung

Assistant Examiner — Lavone D Tabor

(74) *Attorney, Agent, or Firm* — Panitch Schwarze Belisario & Nadel LLP

(57) **CLAIM**

The ornamental design for a retractable cosmetic device, as shown and described.

DESCRIPTION

FIG. 1 is a top front perspective view of a retractable cosmetic device in accordance with our new design, wherein the device is shown in a retracted configuration;

FIG. 2 is a top plan view of the device as shown in FIG. 1;

FIG. 3 is a front elevational view of the device as shown in FIG. 1, wherein the rear, right side and left side elevational views are identical;

FIG. 4 is a bottom plan view of the device as shown in FIG. 1;

FIG. 5 is a top front perspective view of the device in an expanded configuration;

FIG. 6 is a top plan view of the device as shown in FIG. 5;

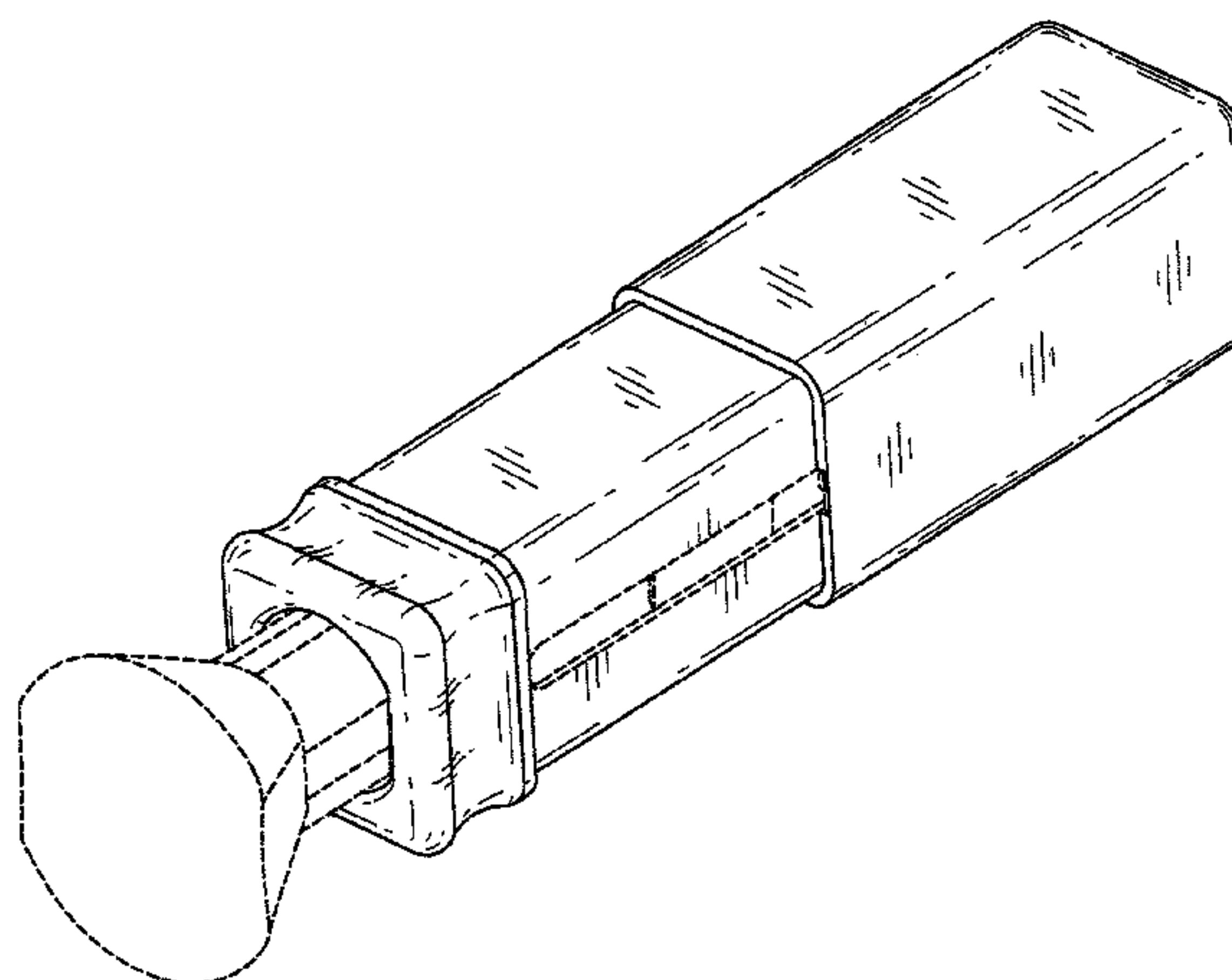
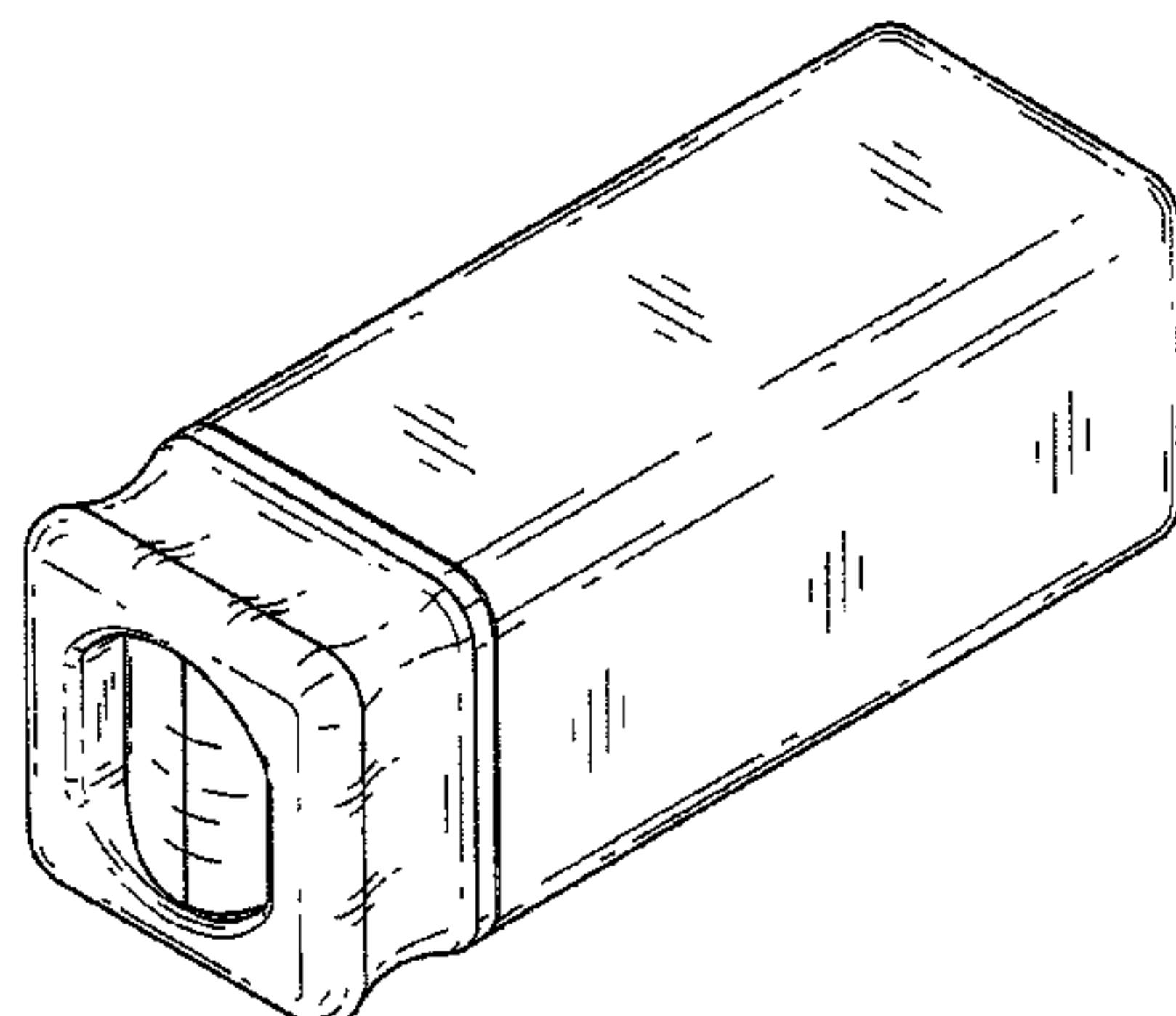
FIG. 7 is a front elevational view of the device as shown in FIG. 5, wherein the rear elevational view is identical;

FIG. 8 is a right side elevational view of the device as shown in FIG. 5, wherein the left side elevational view is identical; and,

FIG. 9 is a bottom plan view of the device, as shown in FIG. 5.

The broken line immediately adjacent the surface shading in FIGS. 5 and 7 represents the bounds of the claim and forms no part thereof and all of the other broken lines shown in FIGS. 5-9 illustrate portions of the cosmetic device that form no part of the claimed design.

1 Claim, 5 Drawing Sheets



(56)

References Cited

U.S. PATENT DOCUMENTS

1,300,884 A * 4/1919 Schwertz 15/144.4

1,385,272 A * 7/1921 Purdy 15/184

2,104,364 A * 1/1938 Coryell 401/59

2,287,530 A * 6/1942 Morando 132/316

4,579,133 A * 4/1986 Seidler 132/317

6,886,571 B2 * 5/2005 Takeda 132/318

8,360,078 B2 1/2013 Lim et al.

2010/0017990 A1 1/2010 Piao

2012/0121310 A1 * 5/2012 Eng et al. 401/129

* cited by examiner

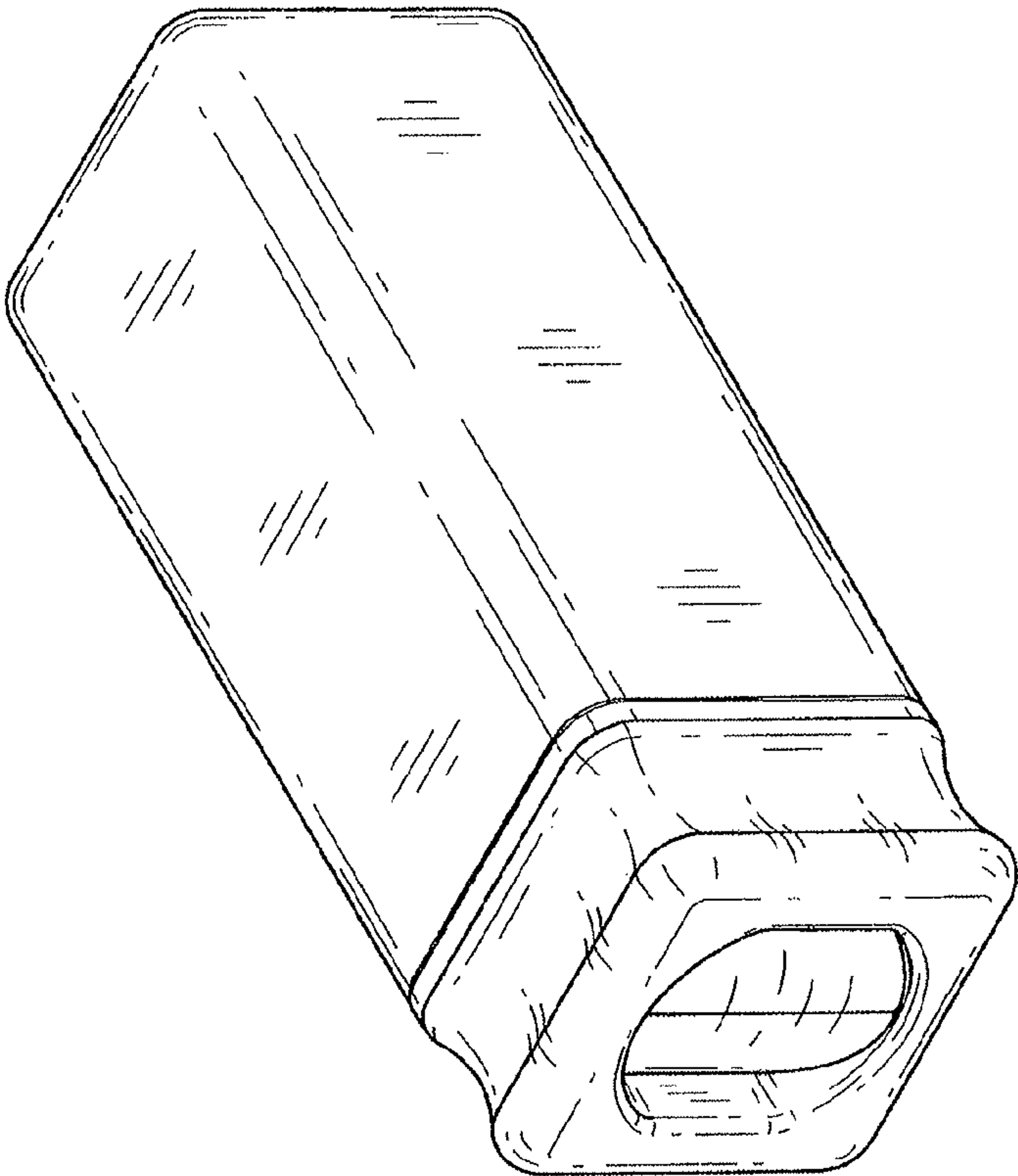


Fig. 1

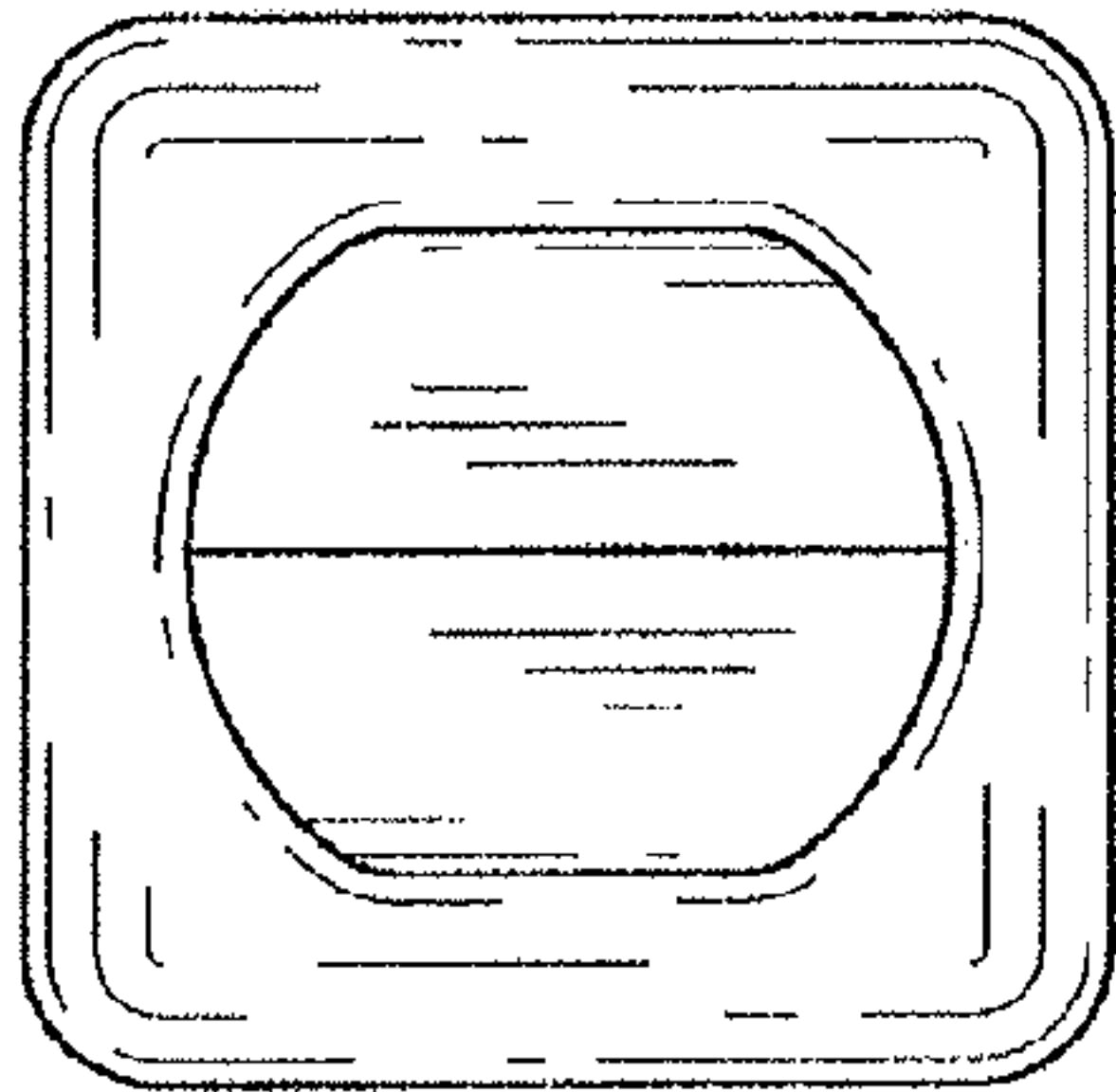


Fig. 2




Fig. 4




Fig. 3

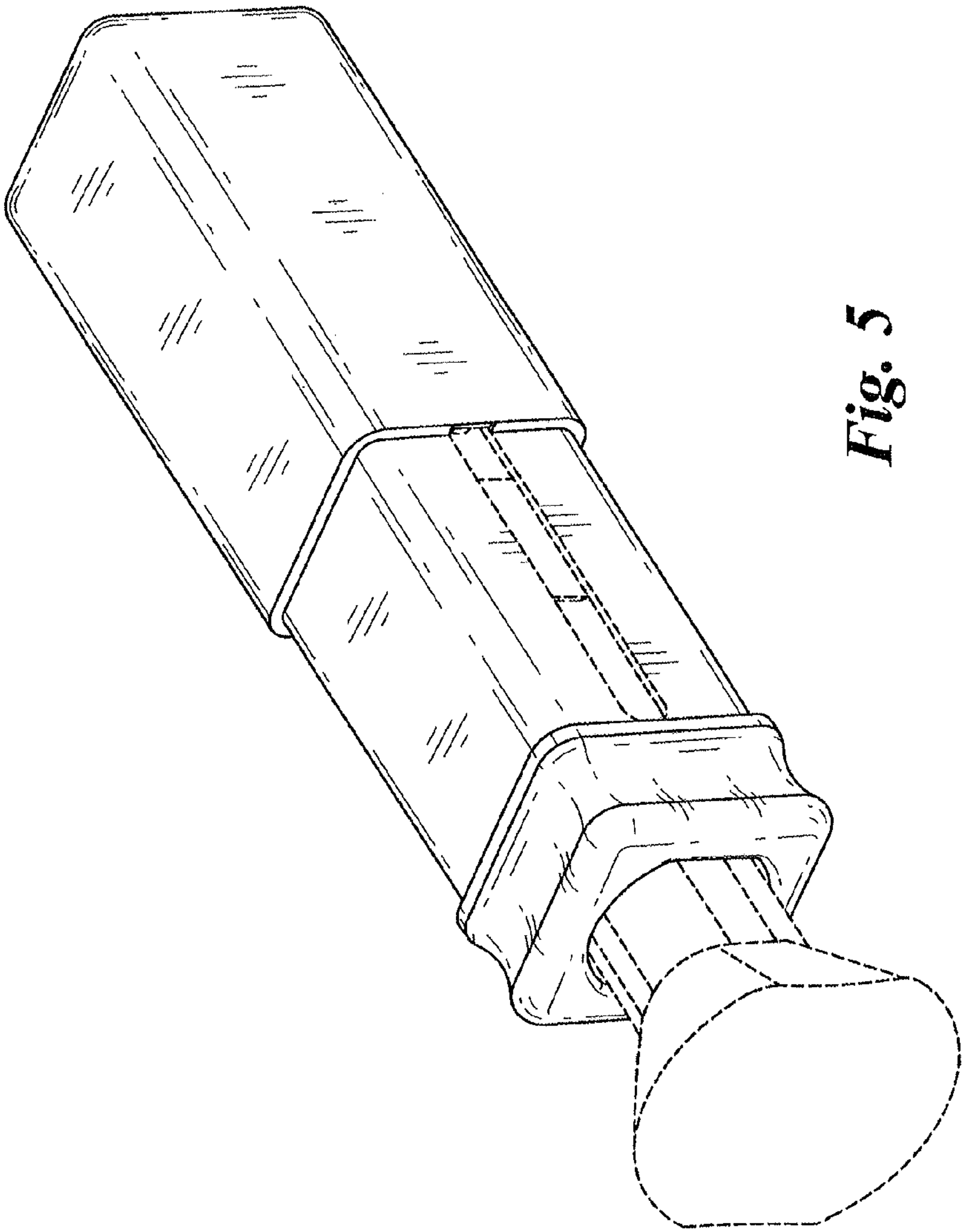


Fig. 5

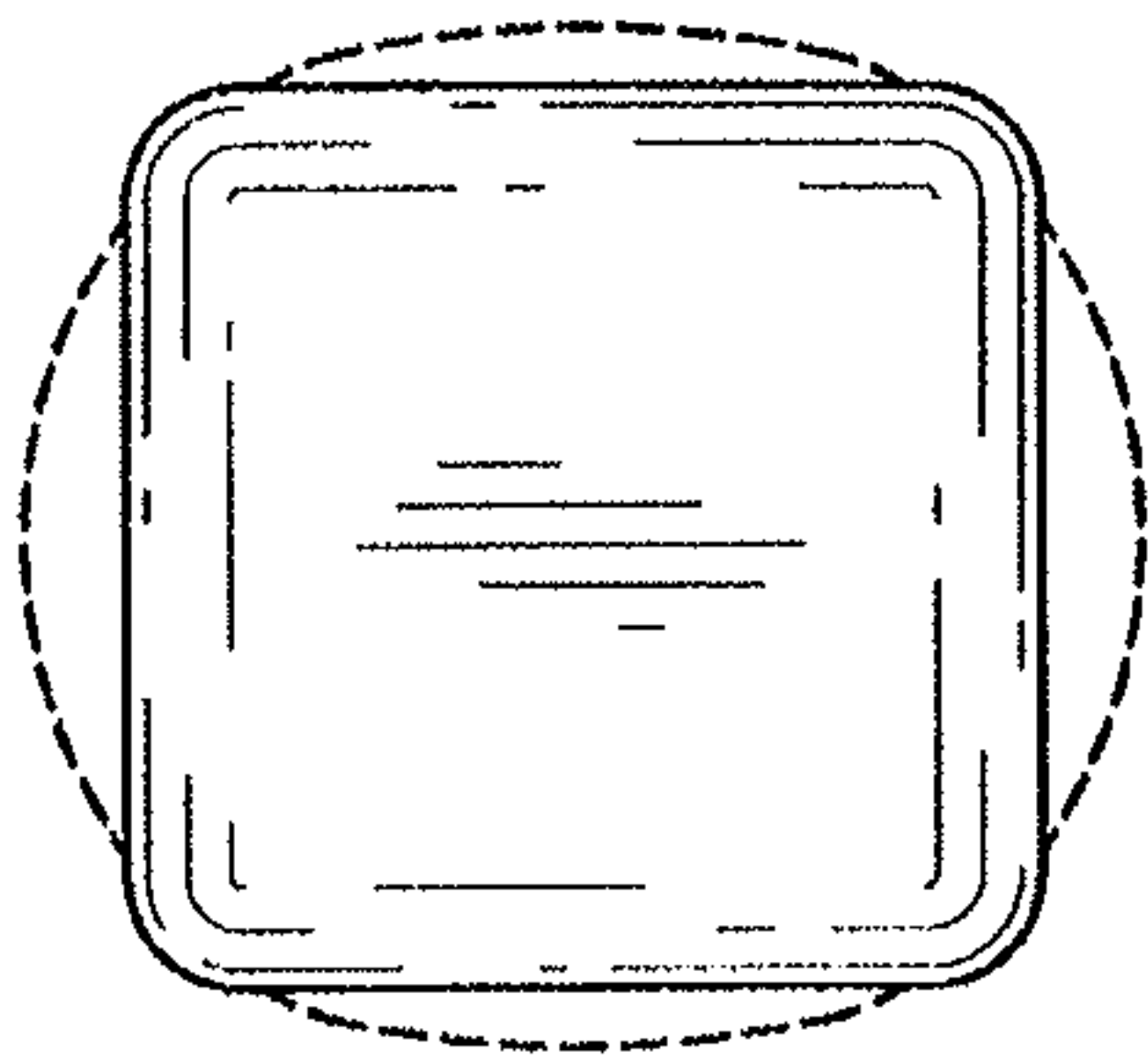


Fig. 9

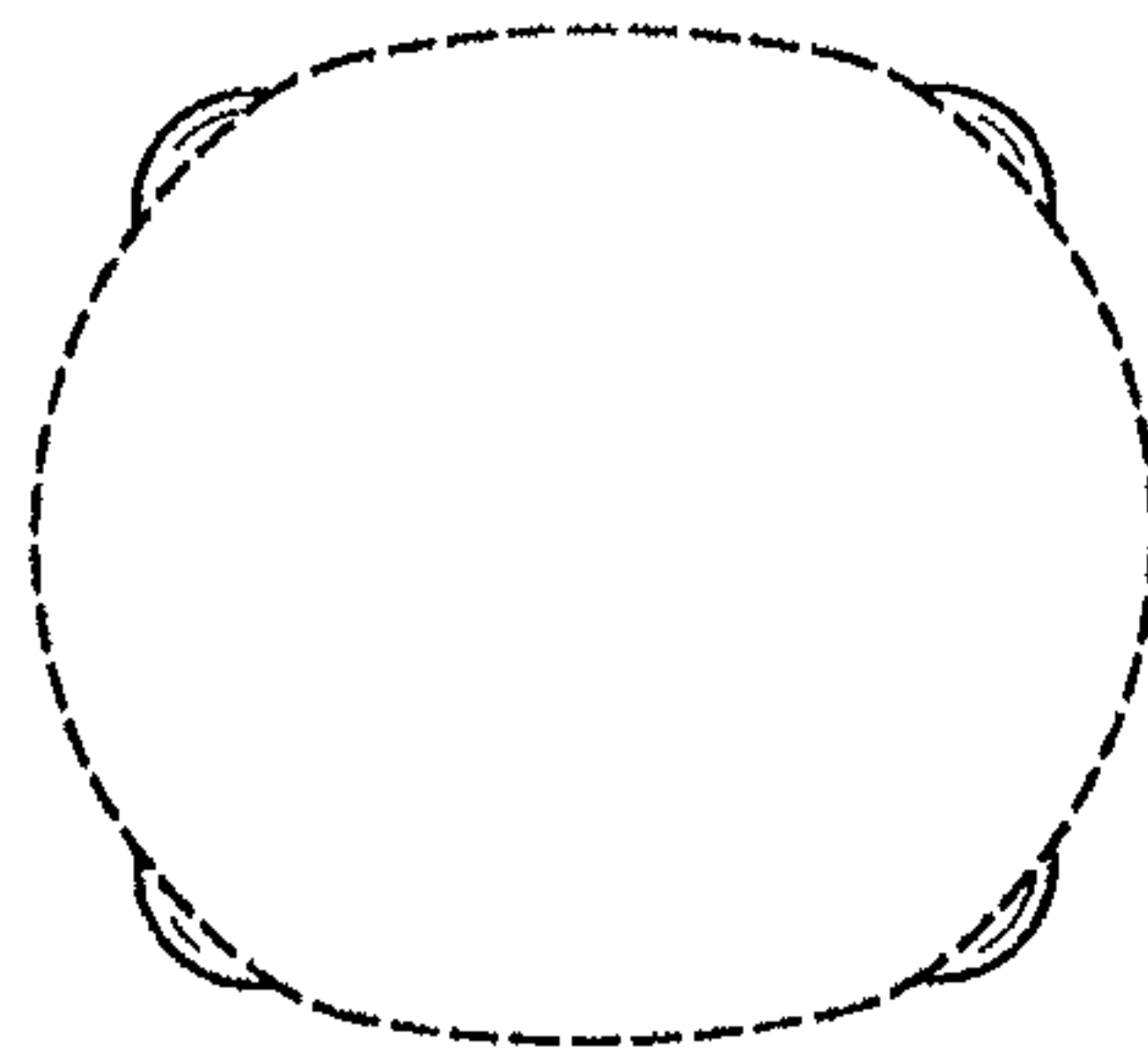


Fig. 6

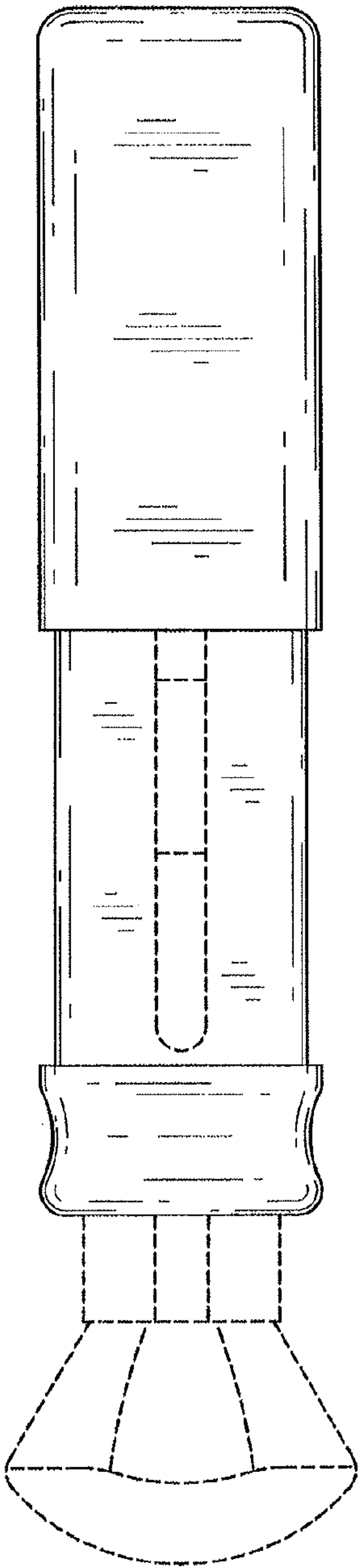


Fig. 7

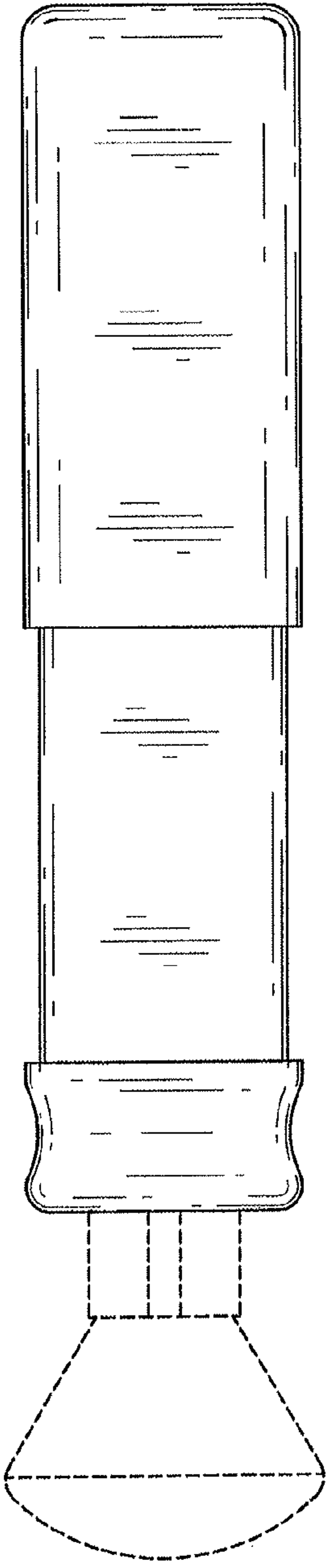


Fig. 8