



US00D719738S

(12) **United States Design Patent**
Gatzemeyer et al.

(10) **Patent No.:** **US D719,738 S**
(45) **Date of Patent:** **** Dec. 23, 2014**

(54) **ORAL CARE IMPLEMENT ACCESSORY**

D476,486 S 7/2003 Whitney et al.
D479,046 S 9/2003 Winkler
D485,439 S 1/2004 Breit
6,751,823 B2 6/2004 Biro et al.

(71) Applicant: **Colgate-Palmolive Company**, New York, NY (US)

(Continued)

(72) Inventors: **John J. Gatzemeyer**, Hillsborough, NJ (US); **Joseph E. Fattori**, East Sandwich, MA (US)

FOREIGN PATENT DOCUMENTS

(73) Assignee: **Colgate-Palmolive Company**, New York, NY (US)

EM 000101050-0002 2/2004
EM 1279129-0001 6/2011

(Continued)

(**) Term: **14 Years**

OTHER PUBLICATIONS

(21) Appl. No.: **29/465,547**

Oral-B CrossAction Power Medium Toothbrush head [online], Proctor & Gamble 2009 [retrieved from the Internet on Nov. 4, 2011, URL: <http://www.oralb.com>].

(22) Filed: **Aug. 29, 2013**

Primary Examiner — Melanie H Tung
Assistant Examiner — Lavone D Tabor

Related U.S. Application Data

(62) Division of application No. 29/381,528, filed on Dec. 20, 2010, now Pat. No. Des. 690,515.

(74) *Attorney, Agent, or Firm* — Judy W. Chung

(51) **LOC (10) Cl.** **04-02**

(57) **CLAIM**

(52) **U.S. Cl.**
USPC **D4/101; D4/108**

The ornamental design for an oral care implement accessory, as shown and described.

(58) **Field of Classification Search**
USPC D4/101, 104–112; 15/110, 167.1, 15/167.2, 176.1, 188, 207.2; 132/308–311; 601/139, 141, 142; 606/161

DESCRIPTION

See application file for complete search history.

FIG. 1 is a front left perspective view of an oral care implement accessory according to the new design; FIG. 2 is a front right perspective view thereof; FIG. 3 is a rear right perspective view thereof; FIG. 4 is a rear left perspective view thereof; FIG. 5 is a front view thereof; FIG. 6 is a rear view thereof; FIG. 7 is a left side view thereof; FIG. 8 is a right side view thereof; FIG. 9 is a top view thereof; and, FIG. 10 is a bottom view thereof.

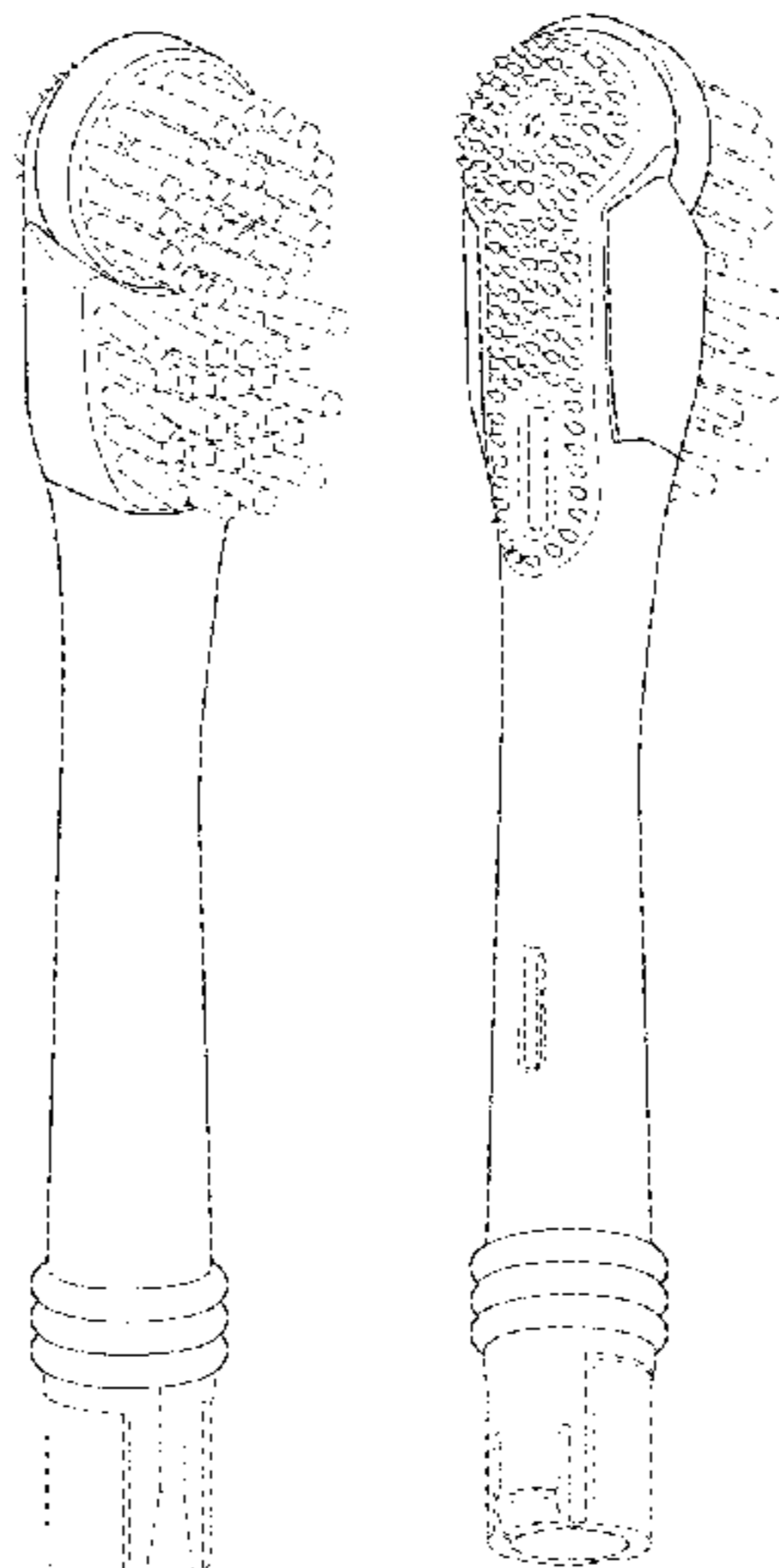
The broken lines and the areas within the broken lines illustrate portions of the oral care implement accessory that form no part of the claimed design.

(56) **References Cited**

U.S. PATENT DOCUMENTS

D297,784 S 9/1988 Moret
5,341,537 A 8/1994 Curtis et al.
5,842,245 A 12/1998 Pai
D433,814 S 11/2000 Blaustein et al.
D457,726 S 5/2002 Tse
6,421,865 B1 7/2002 McDougall
D464,799 S 10/2002 Crossman et al.
6,536,066 B2 3/2003 Dickie
D475,855 S 6/2003 Fattori et al.

1 Claim, 5 Drawing Sheets



(56)

References Cited

U.S. PATENT DOCUMENTS

D527,905 S 9/2006 Winkler
7,269,872 B2 9/2007 Fattori et al.
D561,475 S 2/2008 Wang et al.
D576,798 S 9/2008 Moskovich
7,552,497 B2 6/2009 Gatzemeyer et al.
D598,198 S 8/2009 Crossman
D611,254 S 3/2010 Lee
7,788,756 B2 9/2010 Kraemer
7,861,350 B2 1/2011 Brown et al.
D642,801 S 8/2011 Fritsch et al.
2004/0255416 A1 12/2004 Hohlbein

2005/0000043 A1 1/2005 Chan et al.
2005/0050659 A1 3/2005 Chan et al.
2006/0026784 A1 2/2006 Moskovich et al.
2006/0165995 A1 7/2006 Im et al.
2006/0174431 A1 8/2006 Nanda
2007/0101525 A1 5/2007 Hohlbein
2008/0189888 A1 8/2008 Hohlbein
2011/0289702 A1 12/2011 Lee

FOREIGN PATENT DOCUMENTS

EM 1279137-0001 6/2011
EM 1279137-0002 6/2011
JP 1212777 7/2004




FIG. 1




FIG. 2

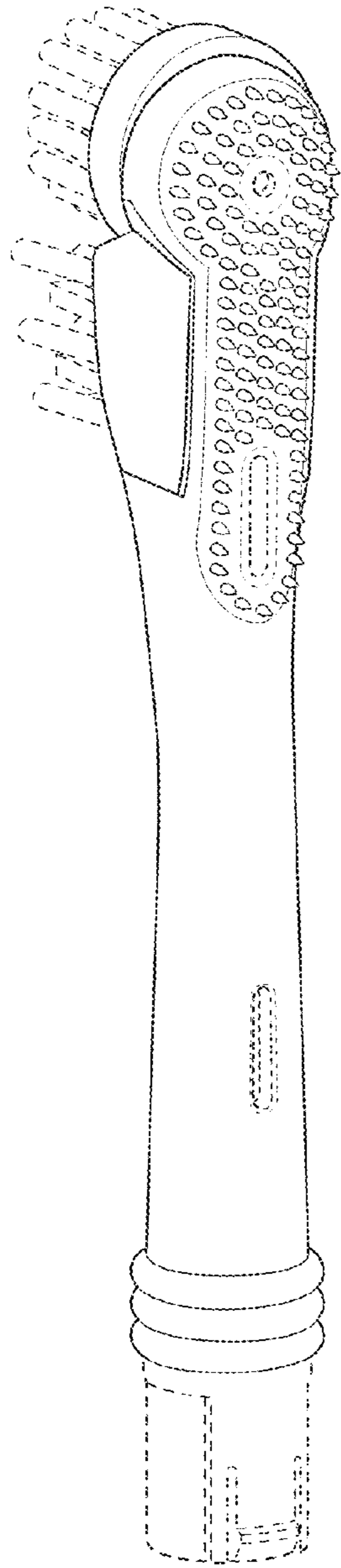


FIG. 3

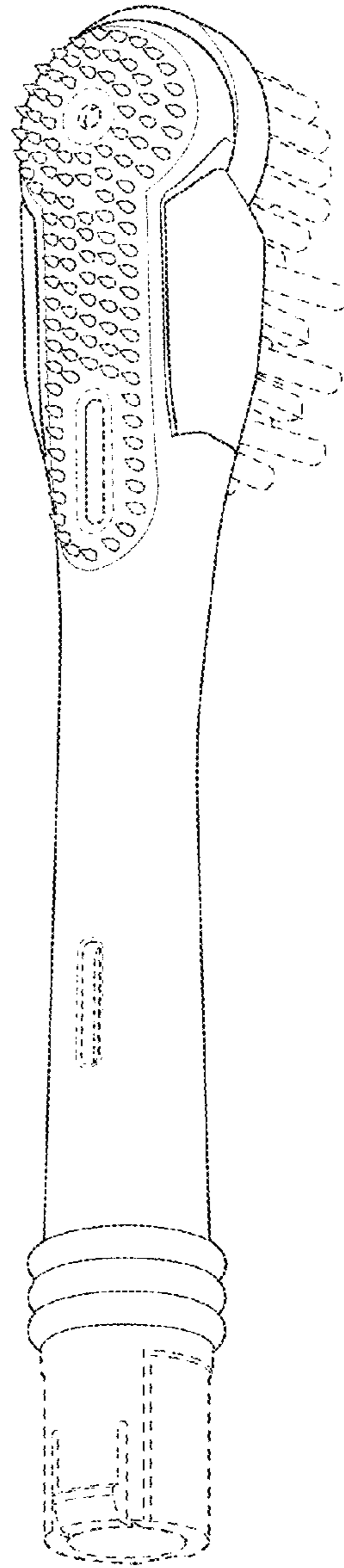


FIG. 4

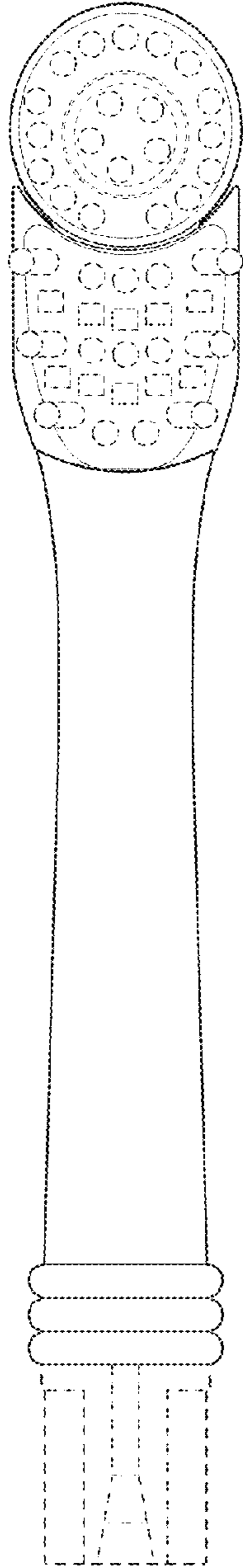


FIG. 5

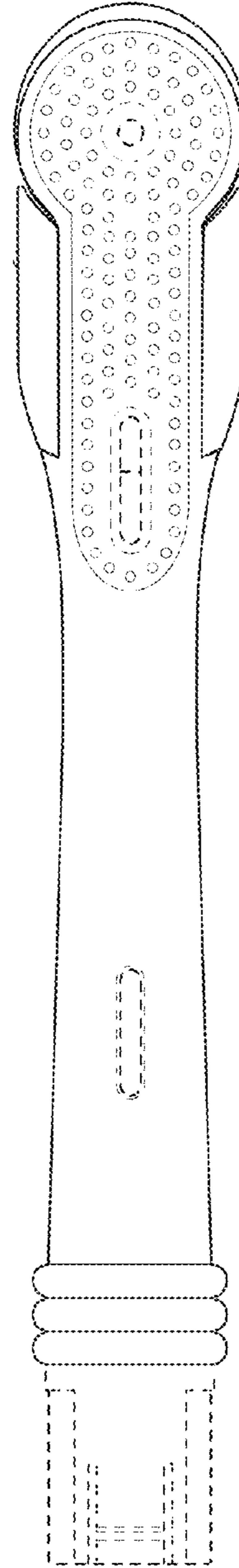


FIG. 6

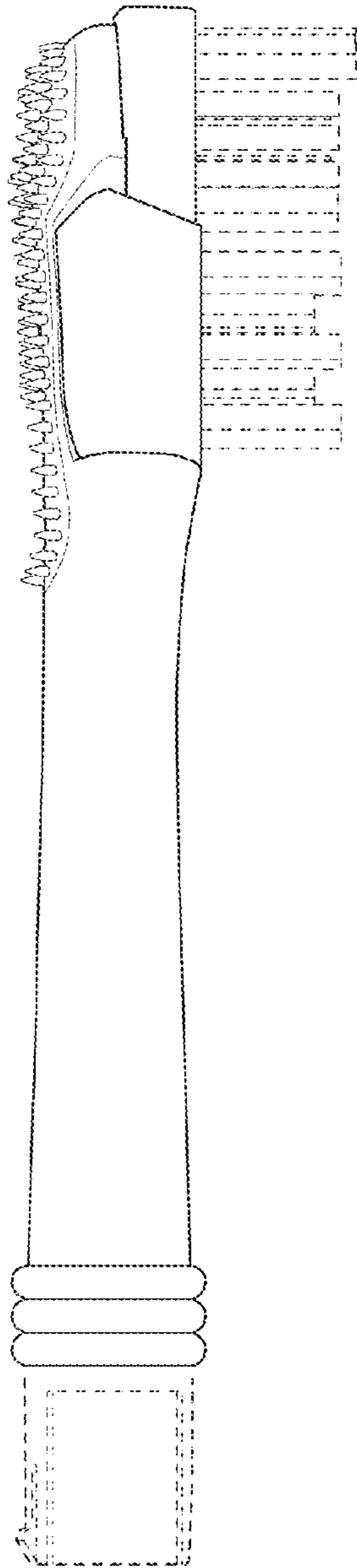


FIG. 7

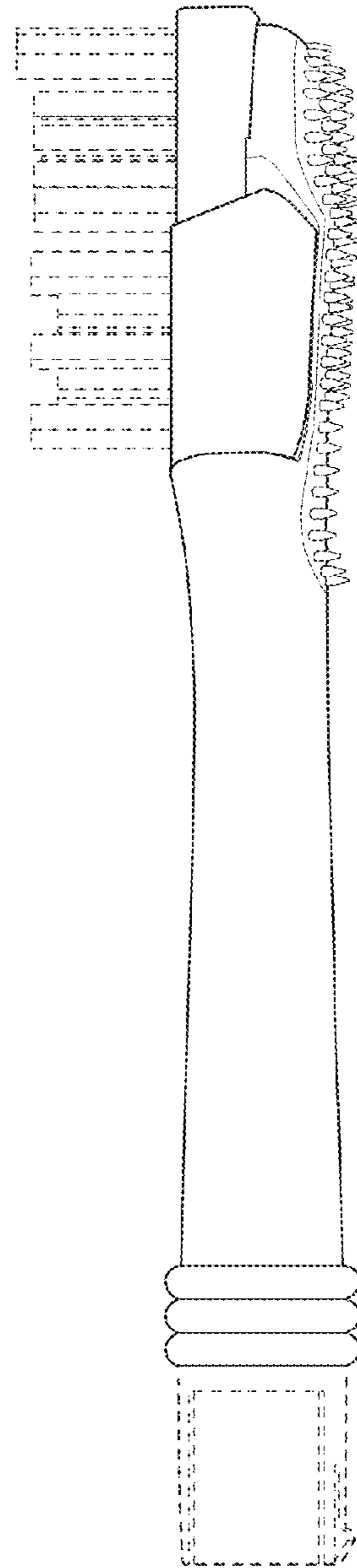


FIG. 8

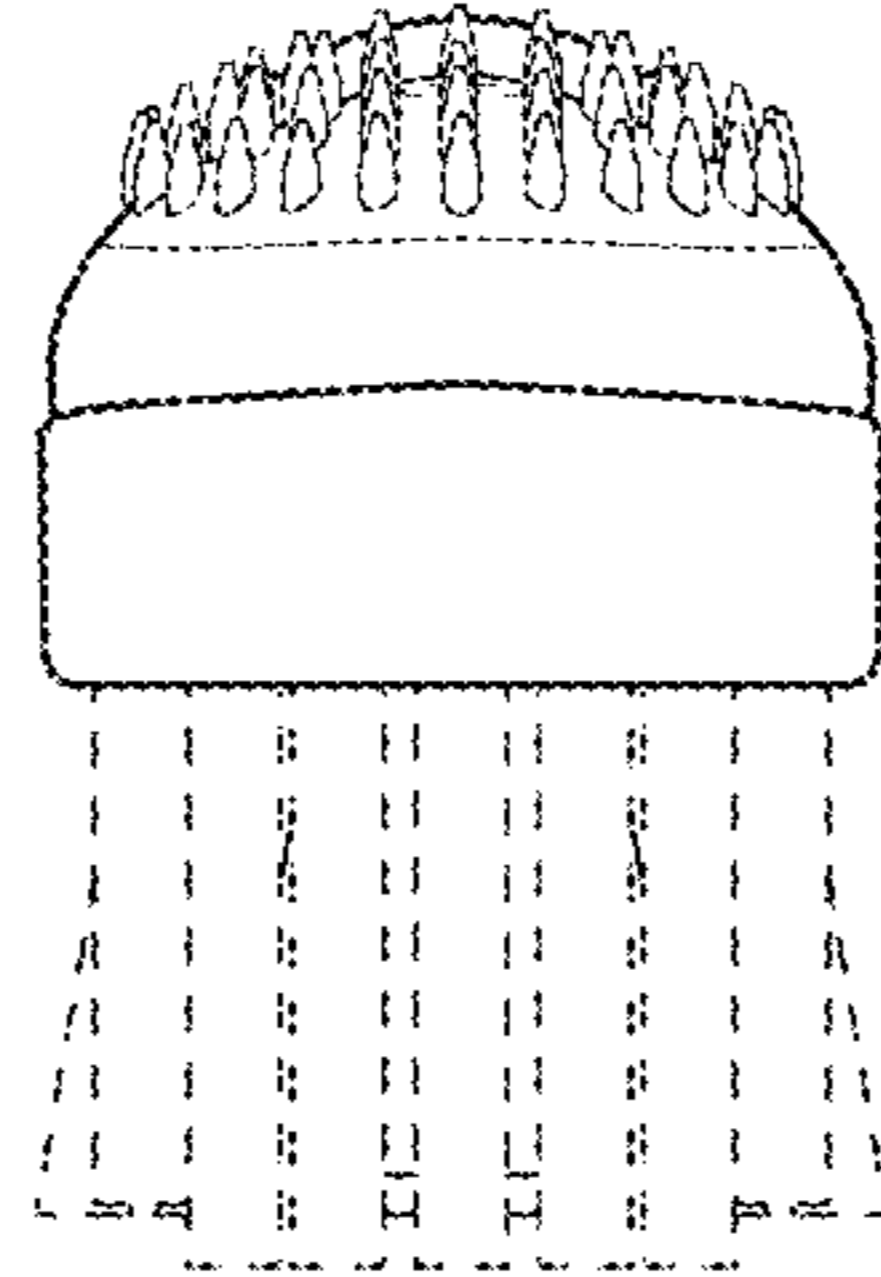


FIG. 9

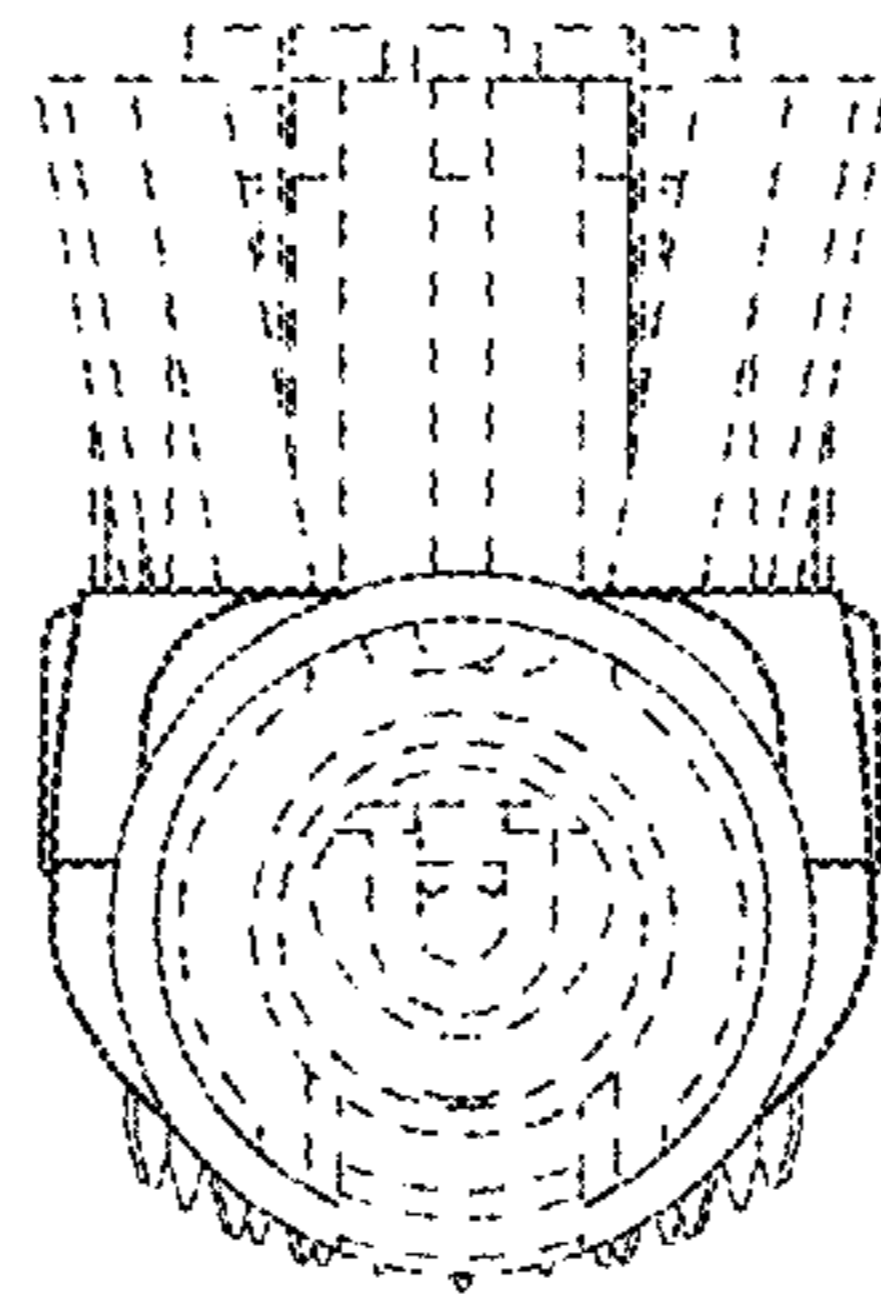


FIG. 10