



US00D719724S

(12) **United States Design Patent**  
**Ramirez**

(10) **Patent No.:** **US D719,724 S**

(45) **Date of Patent:** **\*\* Dec. 23, 2014**

(54) **CLOTHING PROTECTOR**

(71) Applicant: **Luis Ramirez**, Fresno, CA (US)

(72) Inventor: **Luis Ramirez**, Fresno, CA (US)

(\*\*) Term: **14 Years**

(21) Appl. No.: **29/480,556**

(22) Filed: **Jan. 27, 2014**

(51) **LOC (10) Cl.** ..... **02-02**

(52) **U.S. Cl.**  
USPC ..... **D2/861**

(58) **Field of Classification Search**  
USPC ..... D2/860-864, 501, 823, 600, 602, 604;  
2/46, 48, 49.1-51  
See application file for complete search history.

(56) **References Cited**

U.S. PATENT DOCUMENTS

1,492,196	A *	4/1924	Bergstrom	.....	2/48
3,871,027	A *	3/1975	Orr	.....	2/49.2
5,996,118	A *	12/1999	Carlone	.....	2/48
D421,173	S *	2/2000	Castelli	.....	D2/864
6,493,879	B1 *	12/2002	Hibler	.....	2/49.1
D617,081	S *	6/2010	Wood	.....	D2/860
D619,335	S *	7/2010	Solosabal et al.	.....	D2/862
D635,742	S *	4/2011	Thompson	.....	D2/861

D662,287	S *	6/2012	Merritt	.....	D2/861
D667,610	S *	9/2012	Levitas	.....	D2/861
2009/0007308	A1 *	1/2009	McKay	.....	2/48

\* cited by examiner

*Primary Examiner* — Rashida Johnson

(74) *Attorney, Agent, or Firm* — Richard A. Ryan

(57) **CLAIM**

The ornamental design for a clothing protector, as shown and described.

**DESCRIPTION**

FIG. 1 is a front elevation view of the clothing protector of the present invention showing the Applicant's new design; FIG. 2 is a back elevation view of the clothing protector of FIG. 1; FIG. 3 is a left side view of the clothing protector of FIG. 1; FIG. 4 is a right side view of the clothing protector of FIG. 1; FIG. 5 is a bottom plan view of the clothing protector of FIG. 1; FIG. 6 is a top plan view of the clothing protector of FIG. 1; FIG. 7 is a reduced front elevation view of the clothing protector of FIG. 1 shown in use by a female at a table; and, FIG. 8 is a reduced front elevation view of the clothing protector showing use of an exemplary design element thereon. The broken line showing the attachment tape in FIGS. 2 through 6, the person, table and dinnerware of FIG. 7 and the design element of FIG. 8 is for illustrative purposes only and forms no part of the claimed design.

**1 Claim, 4 Drawing Sheets**


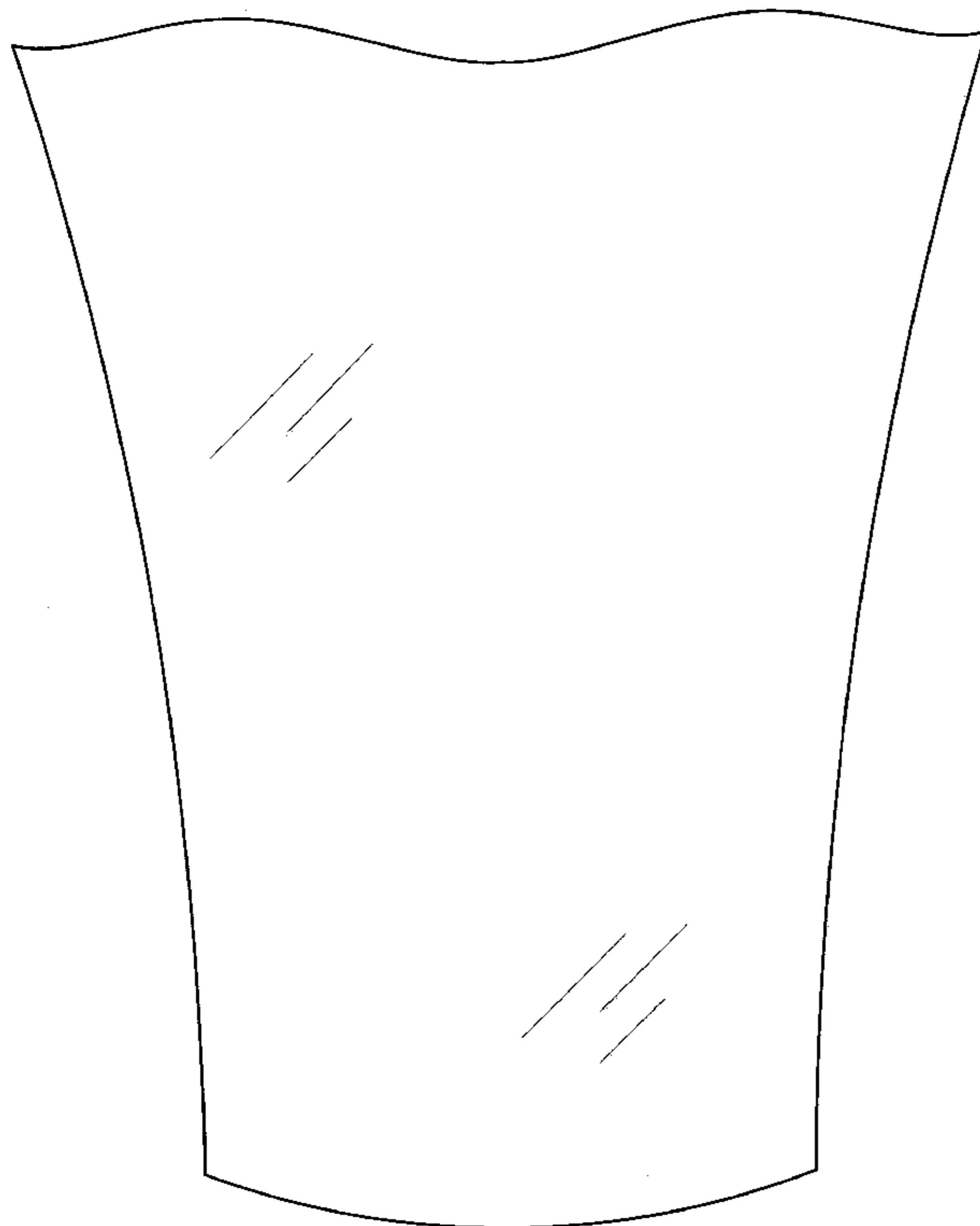
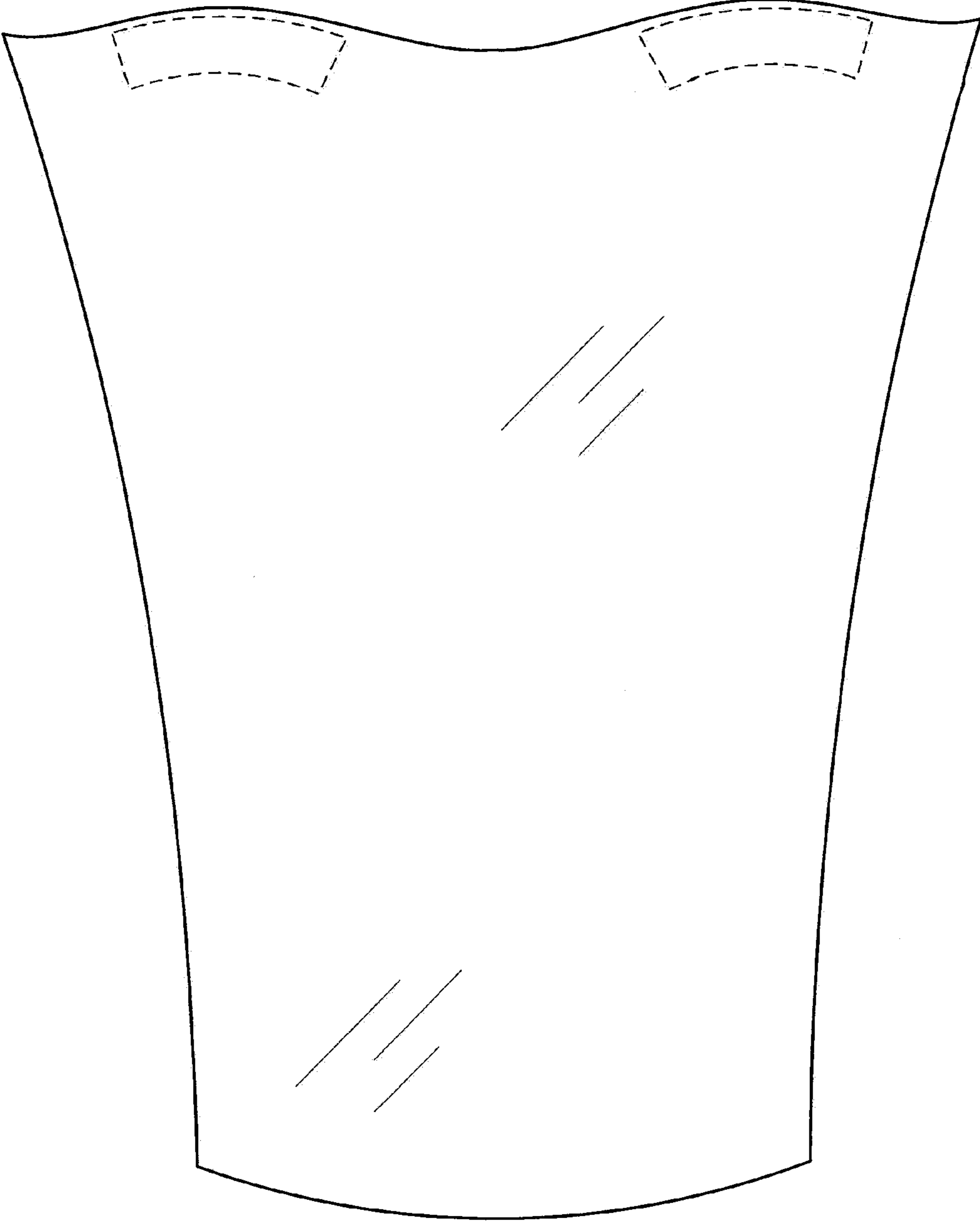




FIG. 1

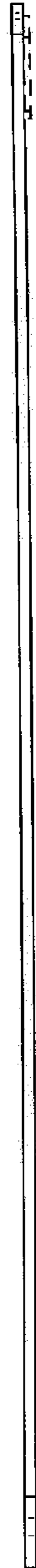


**FIG. 2**

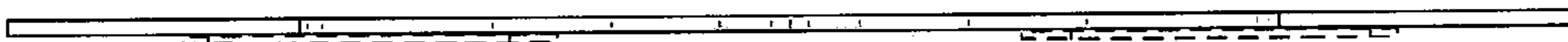
**FIG. 3**



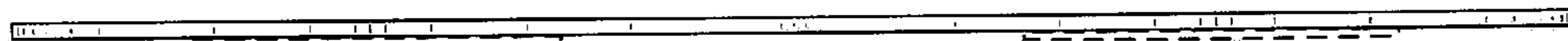
**FIG. 4**




**FIG. 5**

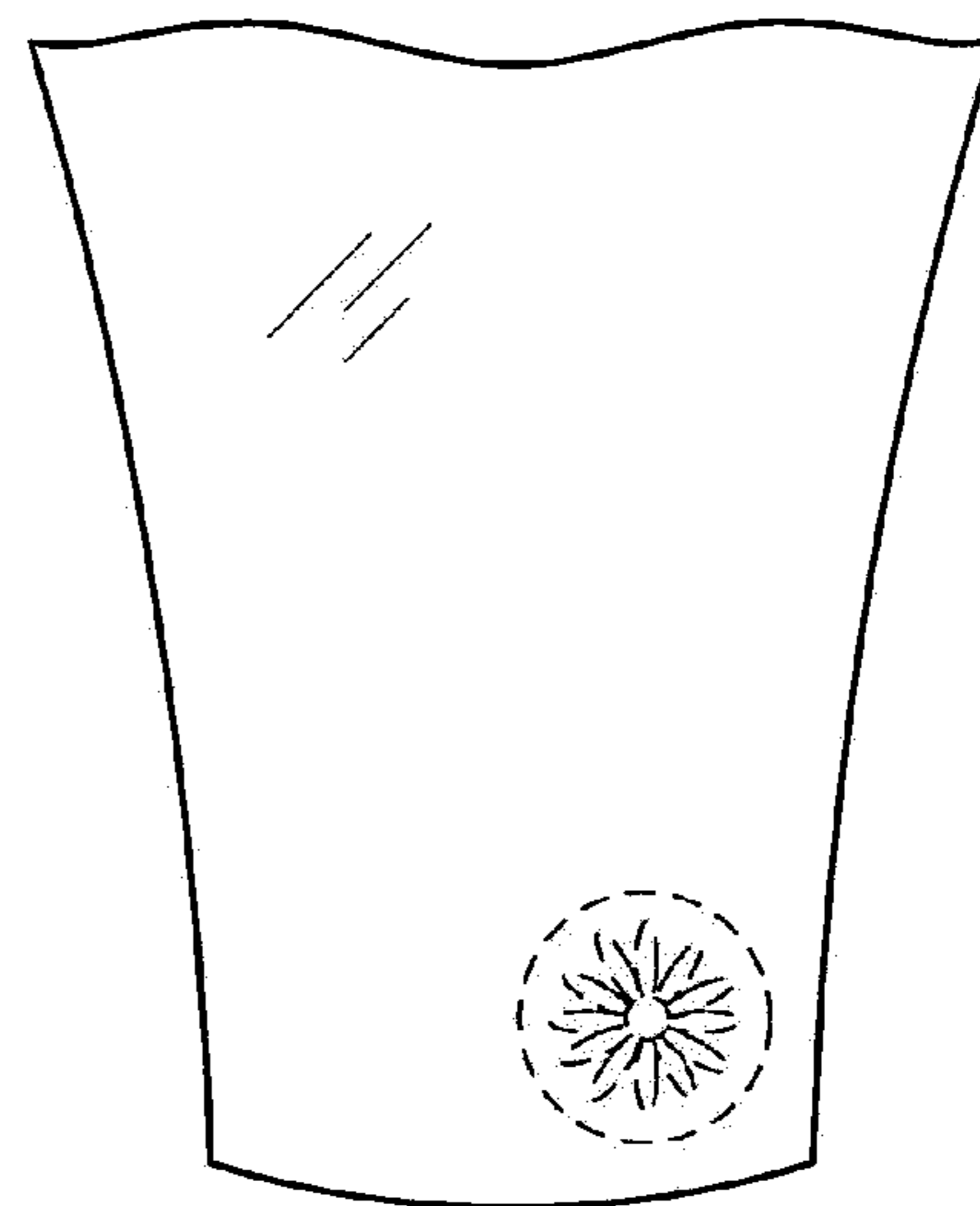


**FIG. 6**





**FIG. 7**



**FIG. 8**