



US00D719719S

(12) **United States Design Patent**
Grolimund

(10) **Patent No.:** **US D719,719 S**

(45) **Date of Patent:** **** Dec. 23, 2014**

(54) **CONFECTION**

(71) Applicant: **Societe des Produits Nestle S.A., Vevey**
(CH)

(72) Inventor: **Daniel Grolimund, Broc** (CH)

(73) Assignee: **Societe des Produits Nestle S.A., Vevey**
(CH)

(**) Term: **14 Years**

(21) Appl. No.: **29/475,830**

(22) Filed: **Dec. 6, 2013**

(30) **Foreign Application Priority Data**

Jun. 13, 2013 (CH) 139890

(51) **LOC (10) CL.** **01-01**

(52) **U.S. CL.**
USPC **D1/121; D1/127**

(58) **Field of Classification Search**
CPC A23G 3/54; A23G 4/20; A23G 3/343;
A23G 3/36; A23G 3/28; A61K 9/2072;
A61K 9/2095

USPC D1/100-130, 199; 426/5, 104, 249,
426/275, 660; D24/101-104; 273/429;
D9/707; D28/8.1; D14/433; D7/354,
D7/359, 391, 672; D15/90

See application file for complete search history.

(56) **References Cited**

U.S. PATENT DOCUMENTS

D25,934 S * 8/1896 Kolb D1/121
D52,246 S * 7/1918 Stollwerck D1/121
2,082,313 A * 6/1937 William 426/445
2,134,026 A * 10/1938 Brooks 426/275
D116,174 S * 8/1939 Trabold D1/199
2,246,770 A * 6/1941 Wessel 426/87
2,682,471 A * 6/1954 Alther 426/102

D266,030 S * 9/1982 Madonia D1/121
D309,520 S * 7/1990 Thomassen et al. D1/121
D379,640 S * 6/1997 Gilbert D18/56
D404,887 S * 2/1999 Prins D1/129
D411,111 S * 6/1999 Rodriguez et al. D1/125
D420,465 S * 2/2000 Cascio D28/8.1
D429,866 S * 8/2000 Zhang et al. D1/121
D431,891 S * 10/2000 Zhang et al. D1/121
D469,238 S * 1/2003 Bedi et al. D1/121
D526,112 S * 8/2006 Martin et al. D1/127
D561,426 S * 2/2008 Eitler et al. D1/127
D593,276 S * 6/2009 Kaiser et al. D1/127

(Continued)

OTHER PUBLICATIONS

Chocolate Bar, Aug. 29, 2012. [online.] [retrieved on Oct. 28, 2014].
Retrieved from internet <URL: <http://www.cnn.com/2012/08/29/health/chocolate-stroke/>>.*

Primary Examiner — Deanna L Pratt

Assistant Examiner — Katie Mroczka

(74) *Attorney, Agent, or Firm* — K&L Gates LLP

(57) **CLAIM**

The ornamental design for a confection, as shown and described.

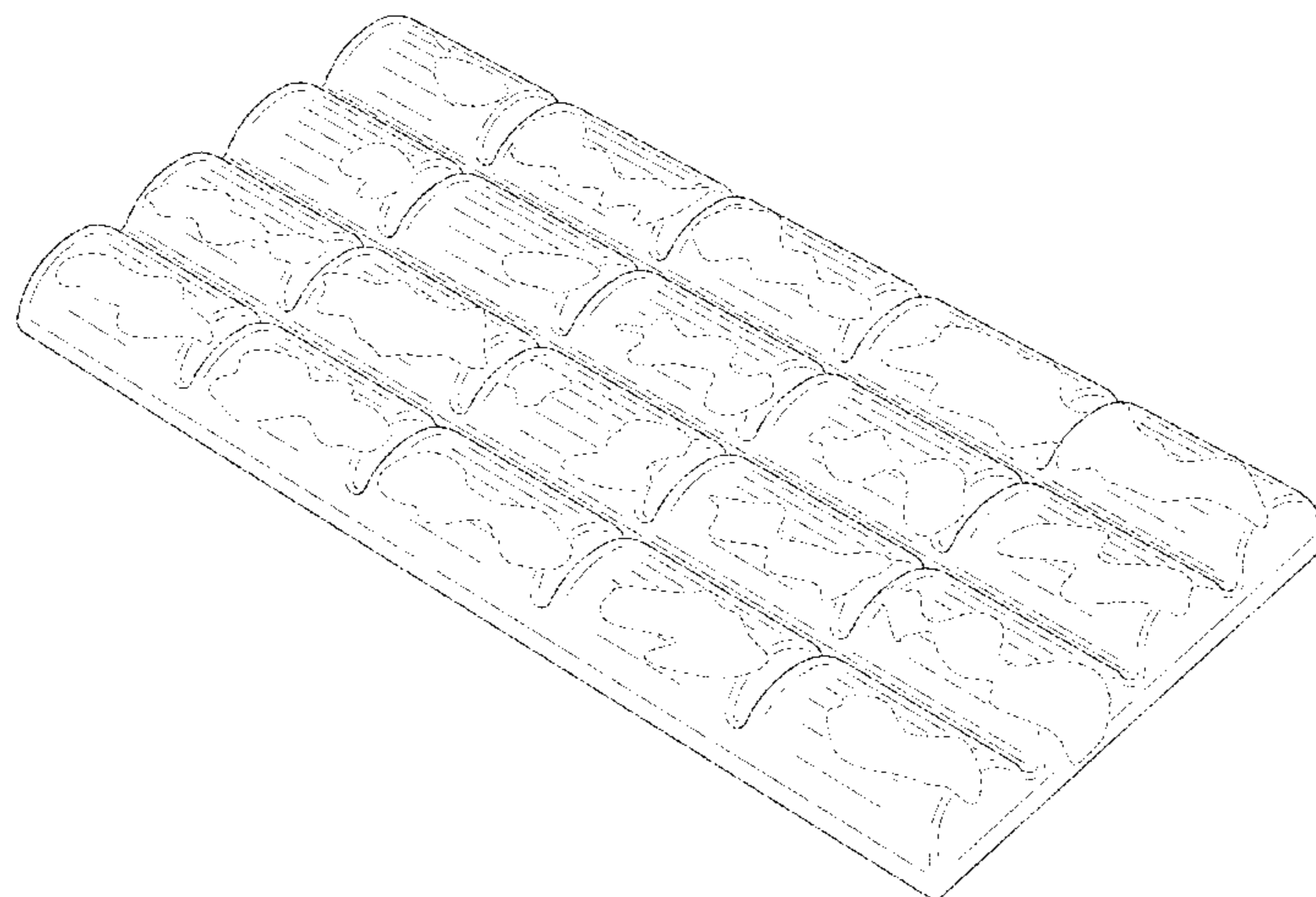
DESCRIPTION

FIG. 1 illustrates a front perspective view of a confection according to the present disclosure;
FIG. 2 illustrates a top plan view thereof;
FIG. 3 illustrates a bottom plan view thereof;
FIG. 4 illustrates a right side elevational view thereof;
FIG. 5 illustrates a left side elevational view thereof;
FIG. 6 illustrates a back side elevational view thereof; and,
FIG. 7 illustrates a front side elevational view thereof.

The ornamental design that is claimed is shown in solid lines in the drawings.

Broken lines shown in FIGS. 1, 2 and 4-7 illustrate portions of the confection that form no part of the claimed design.

1 Claim, 4 Drawing Sheets



US D719,719 S

Page 2

(56)

References Cited

U.S. PATENT DOCUMENTS

D595,027 S *	6/2009	Hartmann et al.	D1/121	
D627,127 S *	11/2010	Wilson et al.	D1/121	* cited by examiner
D639,526 S *	6/2011	Allen et al.	D1/125	
D647,687 S *	11/2011	Andren et al.	D1/128	
D659,946 S *	5/2012	Fujioka et al.	D1/127	

FIG. 1

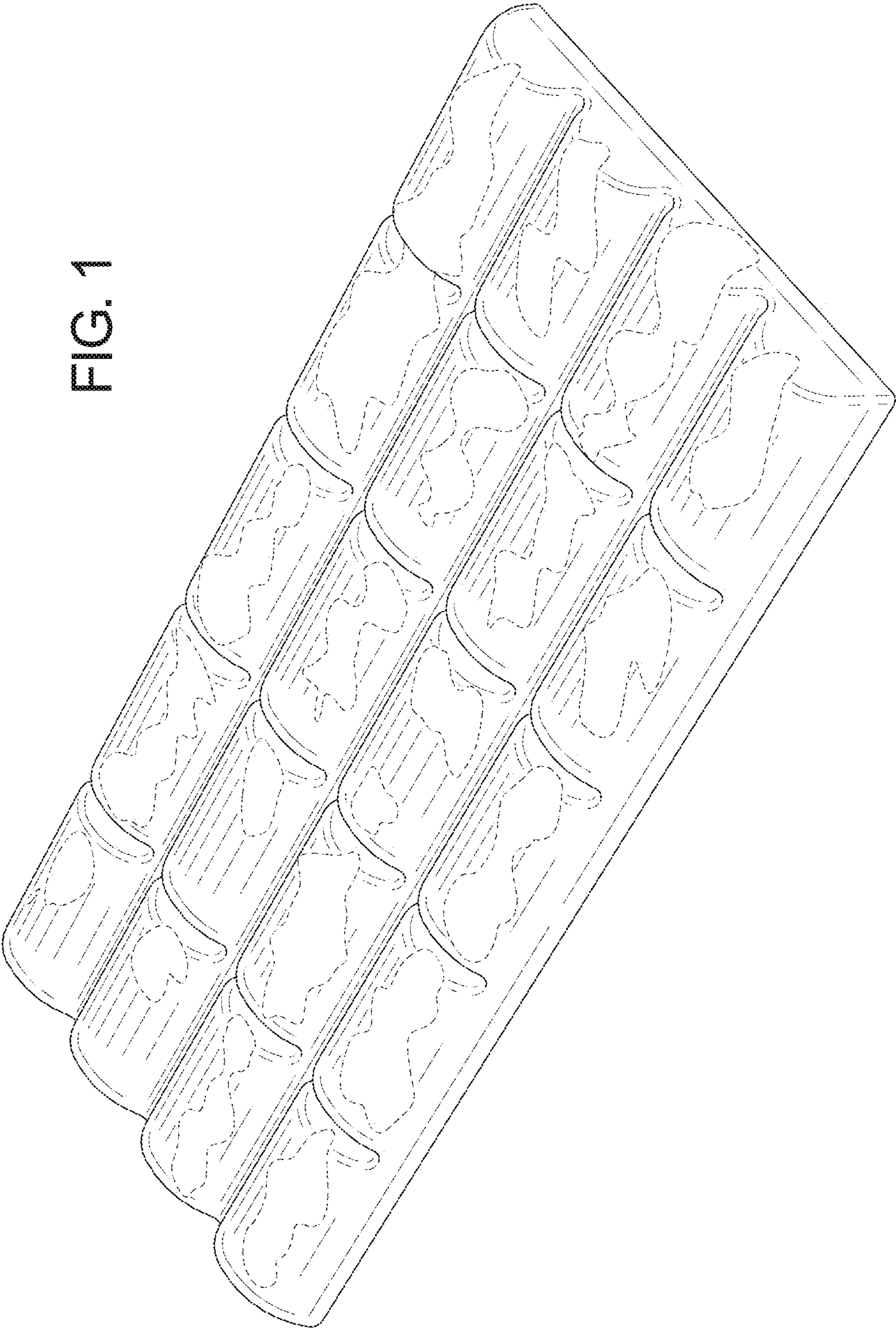


FIG. 2




FIG. 3




FIG. 4




FIG. 5




FIG. 6



FIG. 7

