



US00D719717S

(12) **United States Design Patent**
Schweitzer

(10) **Patent No.:** **US D719,717 S**

(45) **Date of Patent:** **** Dec. 23, 2014**

(54) **CONFECTION**

(71) Applicant: **Societe des Produits Nestle S.A., Vevey**
(CH)

(72) Inventor: **Christian Schweitzer, Bottrop** (DE)

(73) Assignee: **Societe des Produits Nestle S.A., Vevey**
(CH)

(**) Term: **14 Years**

(21) Appl. No.: **29/471,290**

(22) Filed: **Oct. 30, 2013**

(51) **LOC (10) Cl.** **01-01**

(52) **U.S. Cl.**
USPC **D1/121; D1/127**

(58) **Field of Classification Search**
CPC A23G 3/54; A23G 4/20; A23G 3/343;
A23G 3/36; A23G 3/28; A61K 9/2072;
A61K 9/2095
USPC D1/100-130, 199; 426/5, 104, 249,
426/275, 660; D24/101-104; 273/429;
D9/707; D28/8.1; D14/433; D7/354,
D7/359, 391, 672; D15/90; D25/113, 163
See application file for complete search history.

(56) **References Cited**

U.S. PATENT DOCUMENTS

302,768 A * 7/1884 Paine 281/42
D90,687 S * 9/1933 Sherrill D1/121
5,152,553 A * 10/1992 Domingo 281/42
D428,681 S * 8/2000 Aftoora D1/127
D483,665 S * 12/2003 Jackson et al. D9/432

D497,466 S * 10/2004 Van De Wal et al. D1/127
D517,545 S * 3/2006 Buckel et al. D14/345
D526,112 S * 8/2006 Martin et al. D1/127
D593,276 S * 6/2009 Kaiser et al. D1/127
D595,027 S * 6/2009 Hartmann et al. D1/121
D595,477 S * 7/2009 Loret et al. D1/121
D613,028 S * 4/2010 Hartmann et al. D1/121
D655,066 S * 3/2012 Grolimund D1/127
D659,946 S * 5/2012 Fujioka et al. D1/127

OTHER PUBLICATIONS

Open Book Cake, Jul. 10, 2010. [online.] [retrieved on Oct. 27, 2014].
Retrieved from internet <URL: <http://sweetgracecakedesigns.blogspot.com/2010/07/open-bible-christening-cake.html>>.*

* cited by examiner

Primary Examiner — Deanna L Pratt

Assistant Examiner — Katie Mroczka

(74) *Attorney, Agent, or Firm* — K&L Gates LLP


(57) **CLAIM**

The ornamental design for a confection, as shown and described.

DESCRIPTION

FIG. 1 illustrates a top perspective view of a confection according to the present disclosure;
FIG. 2 illustrates a bottom perspective view thereof;
FIG. 3 illustrates a top plan view thereof;
FIG. 4 illustrates a bottom plan view thereof;
FIG. 5 illustrates a front side elevational view thereof;
FIG. 6 illustrates a rear side elevational view thereof;
FIG. 7 illustrates a left side elevational view thereof; and,
FIG. 8 illustrates a right side elevational view thereof.

1 Claim, 6 Drawing Sheets



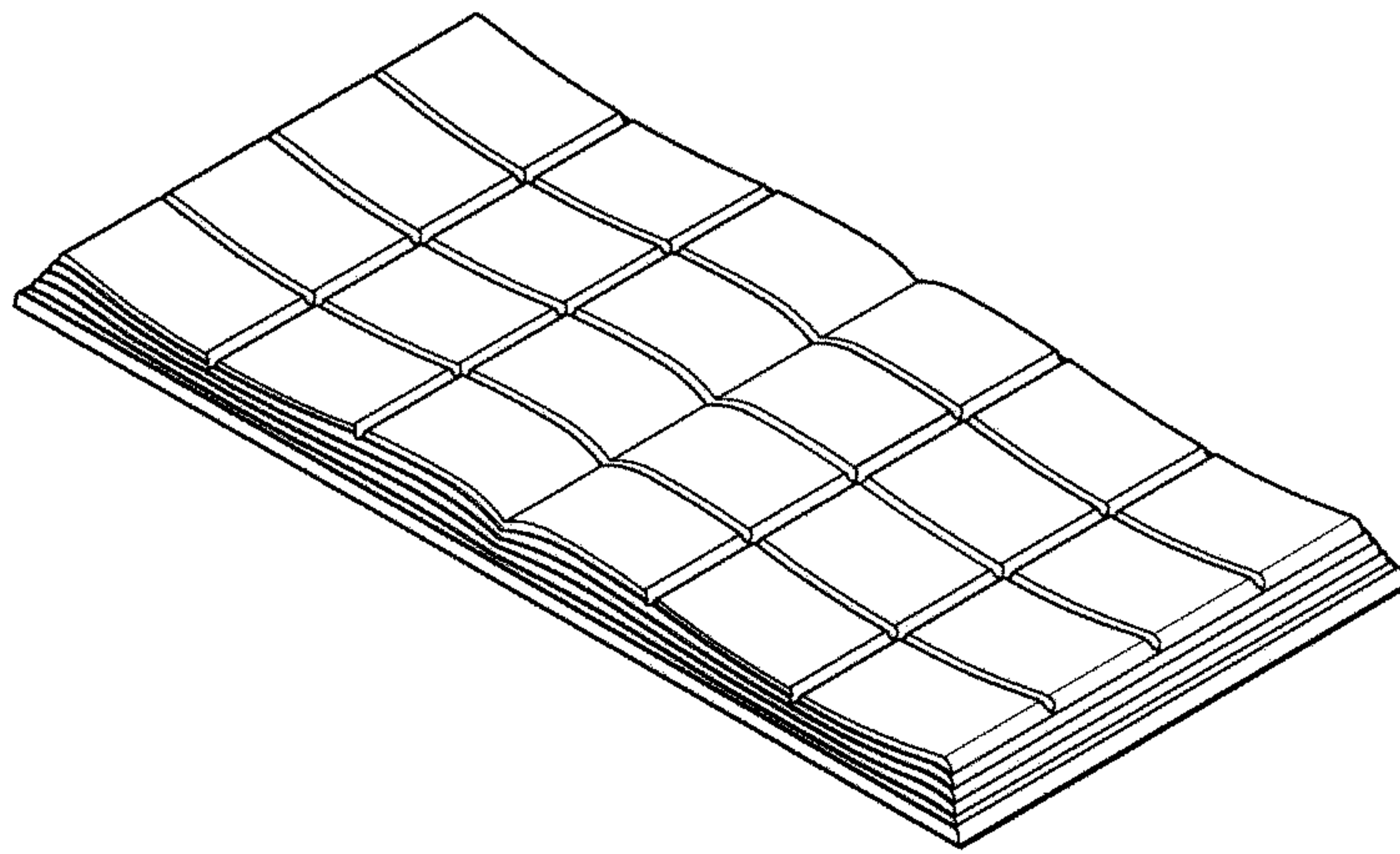


FIG. 1

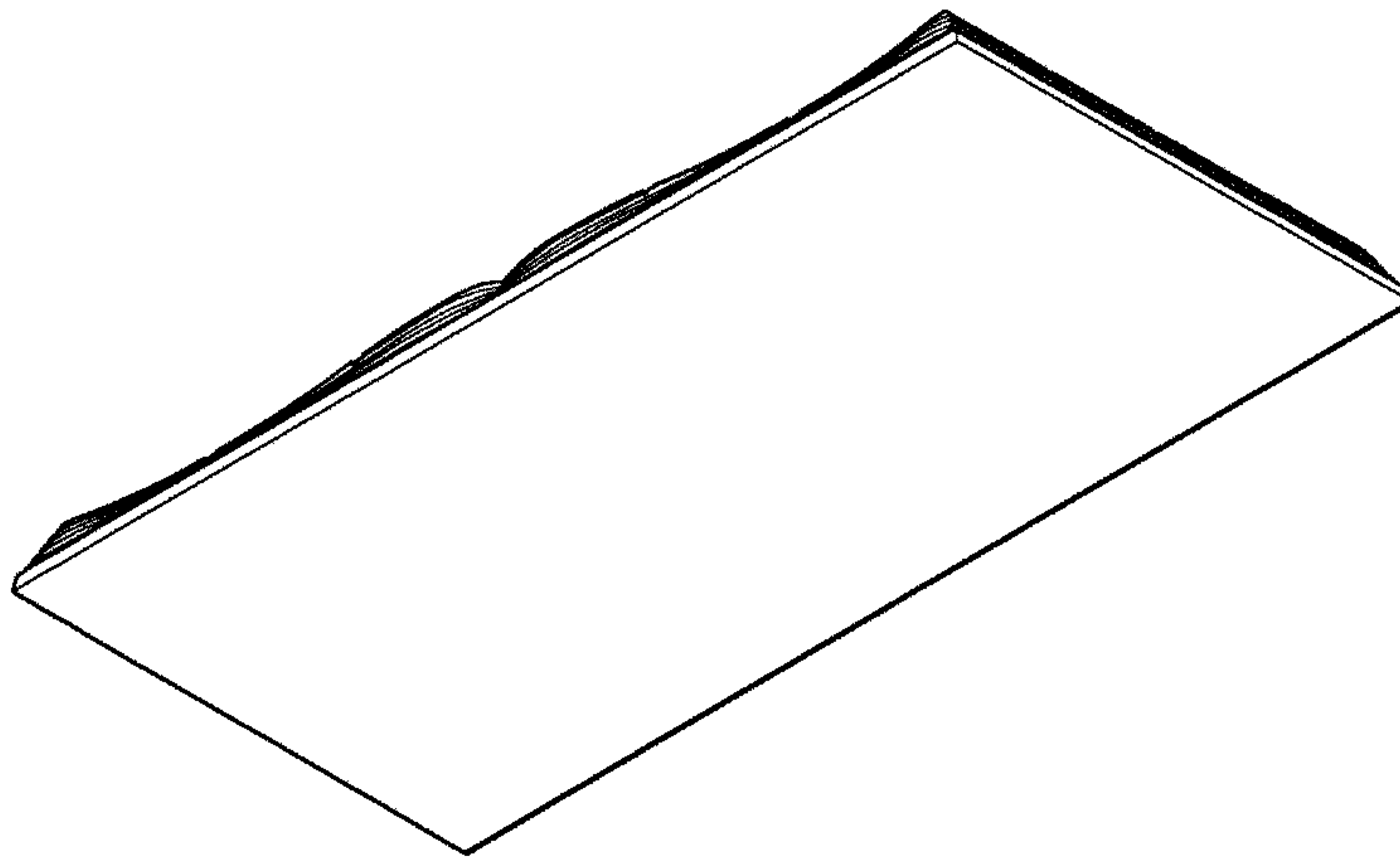


FIG. 2




FIG. 3




FIG. 4



FIG. 5



FIG. 6



FIG. 7




FIG. 8