



US00D719715S

(12) **United States Design Patent**
Kesselman

(10) **Patent No.:** **US D719,715 S**
(45) **Date of Patent:** **** Dec. 16, 2014**

- (54) **WATERPROOF TOILET PUCK SAFE**
- (71) Applicant: **BBK Tobacco & Foods, LLP**, Phoenix, AZ (US)
- (72) Inventor: **Joshua David Kesselman**, Vancouver (CA)
- (73) Assignee: **BBK Tobacco & Foods, LLP**, Phoenix, AZ (US)
- (**) Term: **14 Years**
- (21) Appl. No.: **29/479,505**
- (22) Filed: **Jan. 16, 2014**
- (51) **LOC (10) Cl.** **99-00**
- (52) **U.S. Cl.**
USPC **D99/37**
- (58) **Field of Classification Search**
USPC D99/28, 34, 35, 36, 37, 99; D9/529, D9/537, 539, 549, 574, 746; D21/710; D28/76, 78, 82; 206/0.8, 0.81, 0.815, 206/0.82, 527; 902/9; 109/1 V, 1 R, 2, 45, 109/48, 49.5, 58, 59 R; 215/379, 381-385; 220/608, 609, 669
See application file for complete search history.

D374,897 S *	10/1996	Whisman	D21/710
H1855 H *	8/2000	Litton et al.	D28/82
D494,474 S *	8/2004	Houk et al.	D9/504
D512,064 S *	11/2005	Li	D14/403
D515,426 S *	2/2006	Pace et al.	D9/504
D515,928 S *	2/2006	Pace	D9/504
D519,166 S *	4/2006	Chuang	D21/479
D523,752 S *	6/2006	Bried et al.	D9/504
D531,036 S *	10/2006	Bried et al.	D9/504
D543,458 S *	5/2007	Dittmer et al.	D9/504
D577,290 S *	9/2008	Moretti	D9/504
D581,792 S *	12/2008	Krohn	D9/504
D592,956 S *	5/2009	Thiellier	D9/504
D621,603 S *	8/2010	Traylor	D3/203.2
7,798,319 B1 *	9/2010	Bried et al.	206/242
D631,635 S *	1/2011	Tuli	D99/37
D641,257 S *	7/2011	Thiebaut et al.	D9/738
D651,519 S *	1/2012	Gibson et al.	D9/529
D668,015 S *	9/2012	Lynch	D99/34
8,393,465 B2 *	3/2013	Clark et al.	206/242

(Continued)

Primary Examiner — Elizabeth J Oswecki
(74) *Attorney, Agent, or Firm* — Weiss & Moy, P.C.; Jeffrey D. Moy

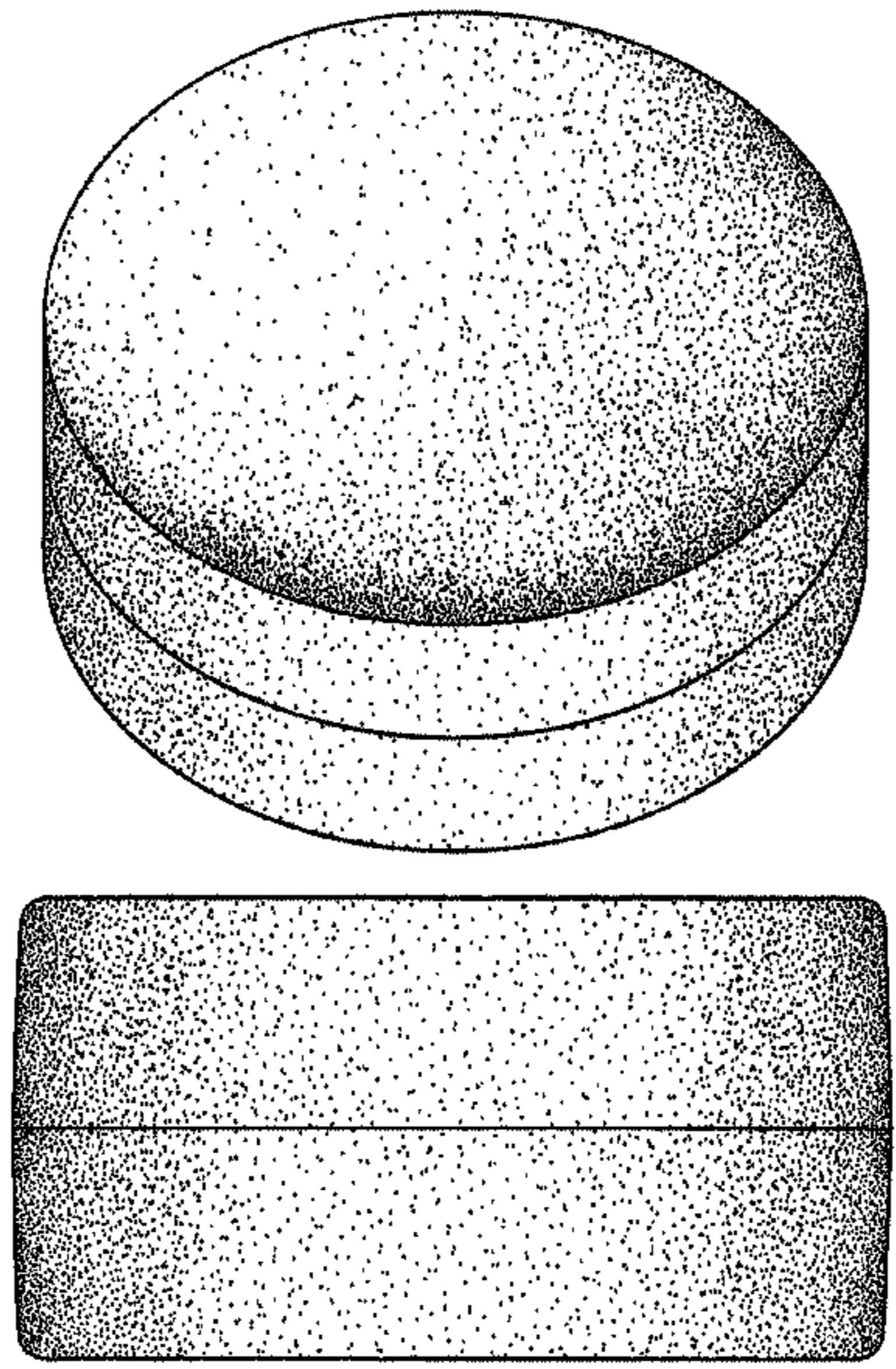
(57) **CLAIM**
The ornamental design for a waterproof toilet puck safe, as shown and described.

DESCRIPTION

FIG. 1 is a top perspective view of a waterproof toilet puck safe showing my new design in a closed configuration; FIG. 2 is a front view thereof, all side views being identical to the front view; FIG. 3 is a bottom plan view thereof; FIG. 4 is a top plan view thereof; FIG. 5 is a top, front exploded view thereof, shown in an open configuration; and, FIG. 6 is a bottom, front exploded view thereof, shown in an open configuration.

1 Claim, 4 Drawing Sheets

- (56) **References Cited**
U.S. PATENT DOCUMENTS
- | | | | |
|---------------|---------|------------------|----------|
| D28,413 S * | 3/1898 | Taite | D9/504 |
| 660,739 A * | 10/1900 | Taylor | 40/307 |
| D65,231 S * | 7/1924 | Connor | D9/617 |
| 1,616,381 A * | 2/1927 | MacDougall | 132/298 |
| 4,098,421 A * | 7/1978 | Foster | 215/321 |
| 4,165,815 A * | 8/1979 | Vetter | 220/4.27 |
| D332,513 S * | 1/1993 | Haung | D99/37 |
| D338,316 S * | 8/1993 | Nakaue | D99/28 |
| D338,317 S * | 8/1993 | Woodward | D99/28 |
| D338,761 S * | 8/1993 | Hector | D99/28 |
| D345,850 S * | 4/1994 | Nakaue | D99/28 |



US D719,715 S

Page 2

(56)

References Cited

U.S. PATENT DOCUMENTS

D686,513 S * 7/2013 Henriksson D9/772
8,701,881 B2 * 4/2014 Gibson et al. 206/236

2004/0124099 A1* 7/2004 Fields et al. 206/0.815
2010/0012534 A1* 1/2010 Hoffman 206/265
2010/0307113 A1* 12/2010 Bried et al. 53/400

* cited by examiner

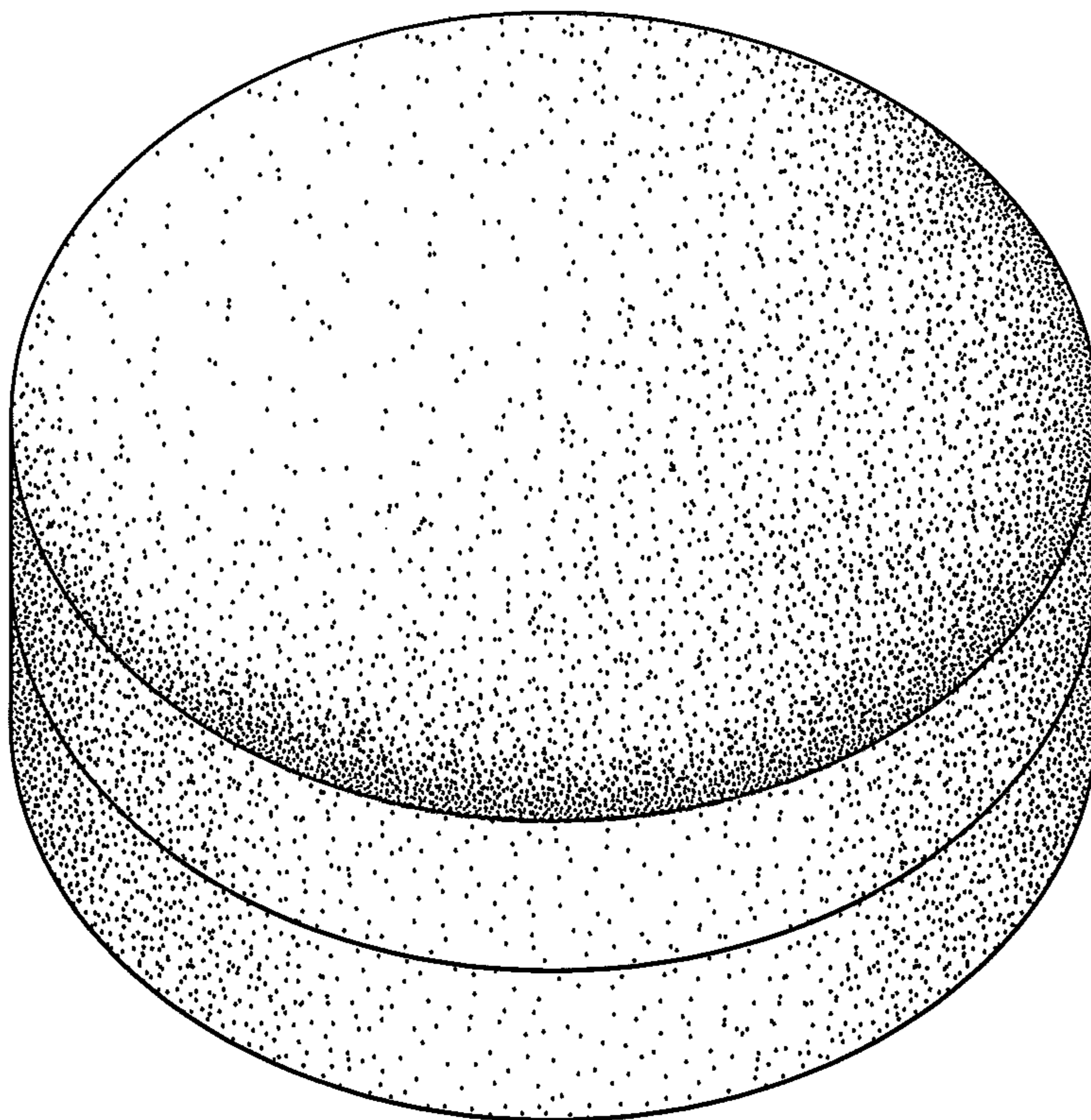


FIG. 1




FIG. 2

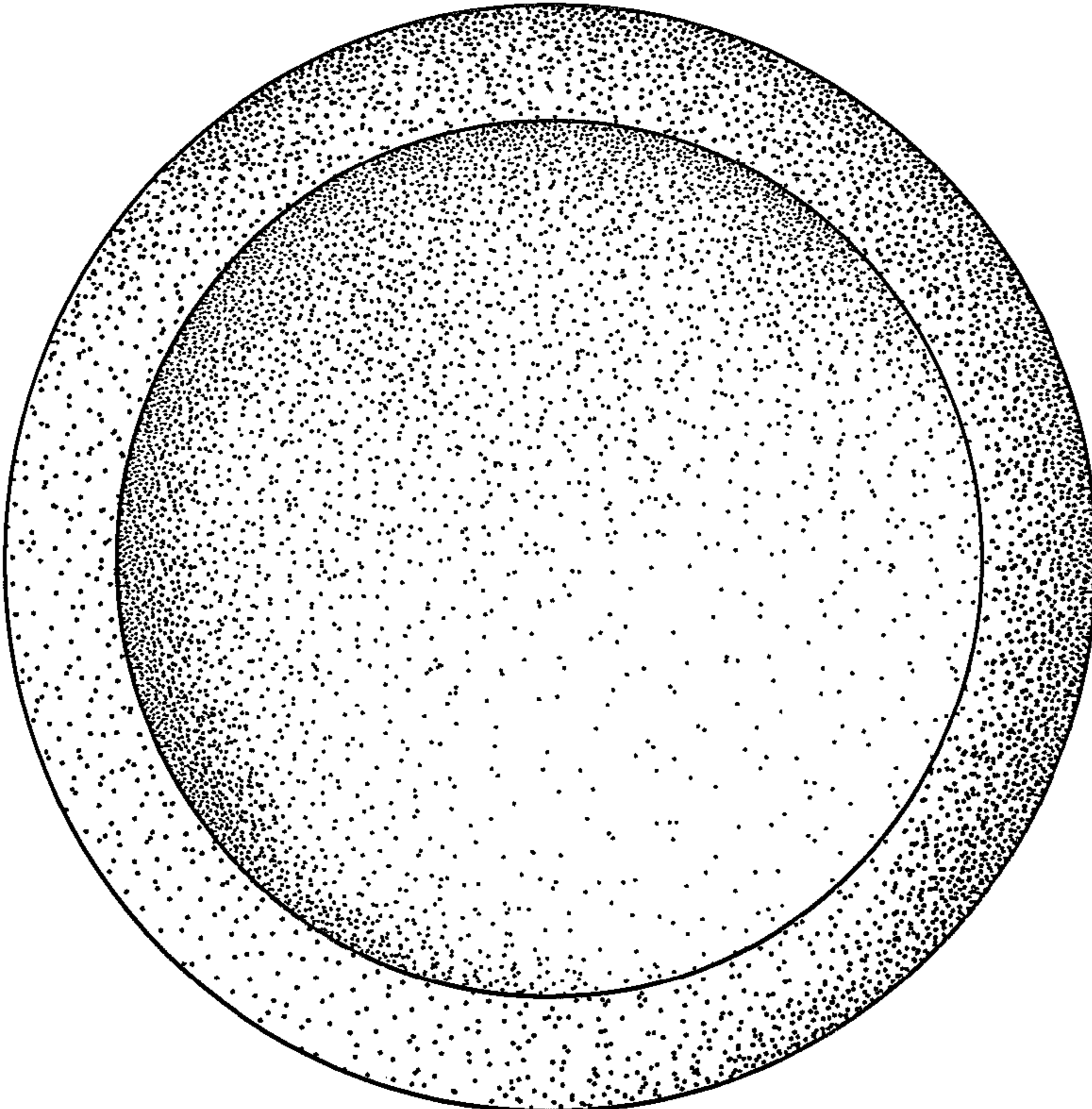


FIG. 3

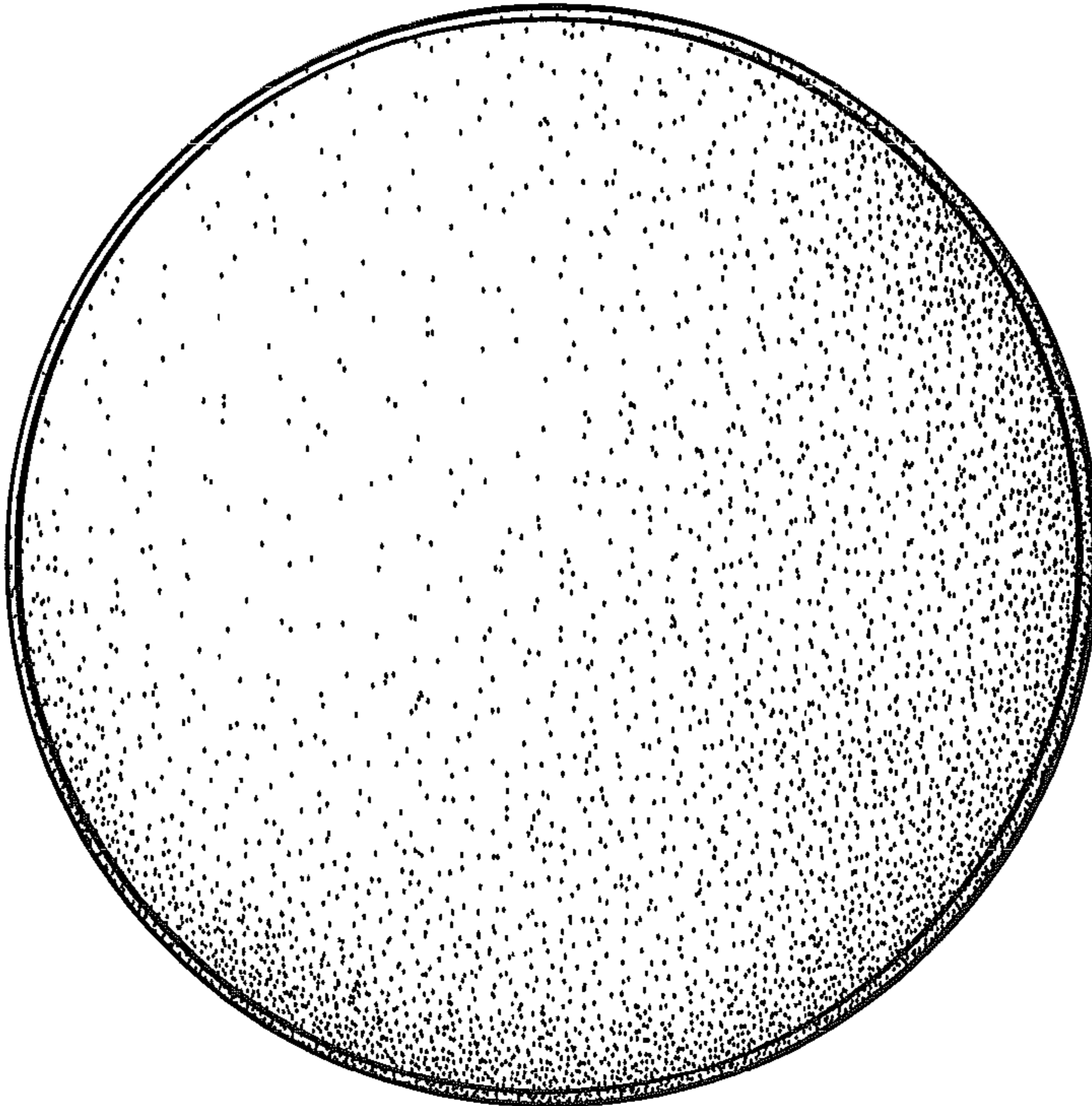


FIG. 4

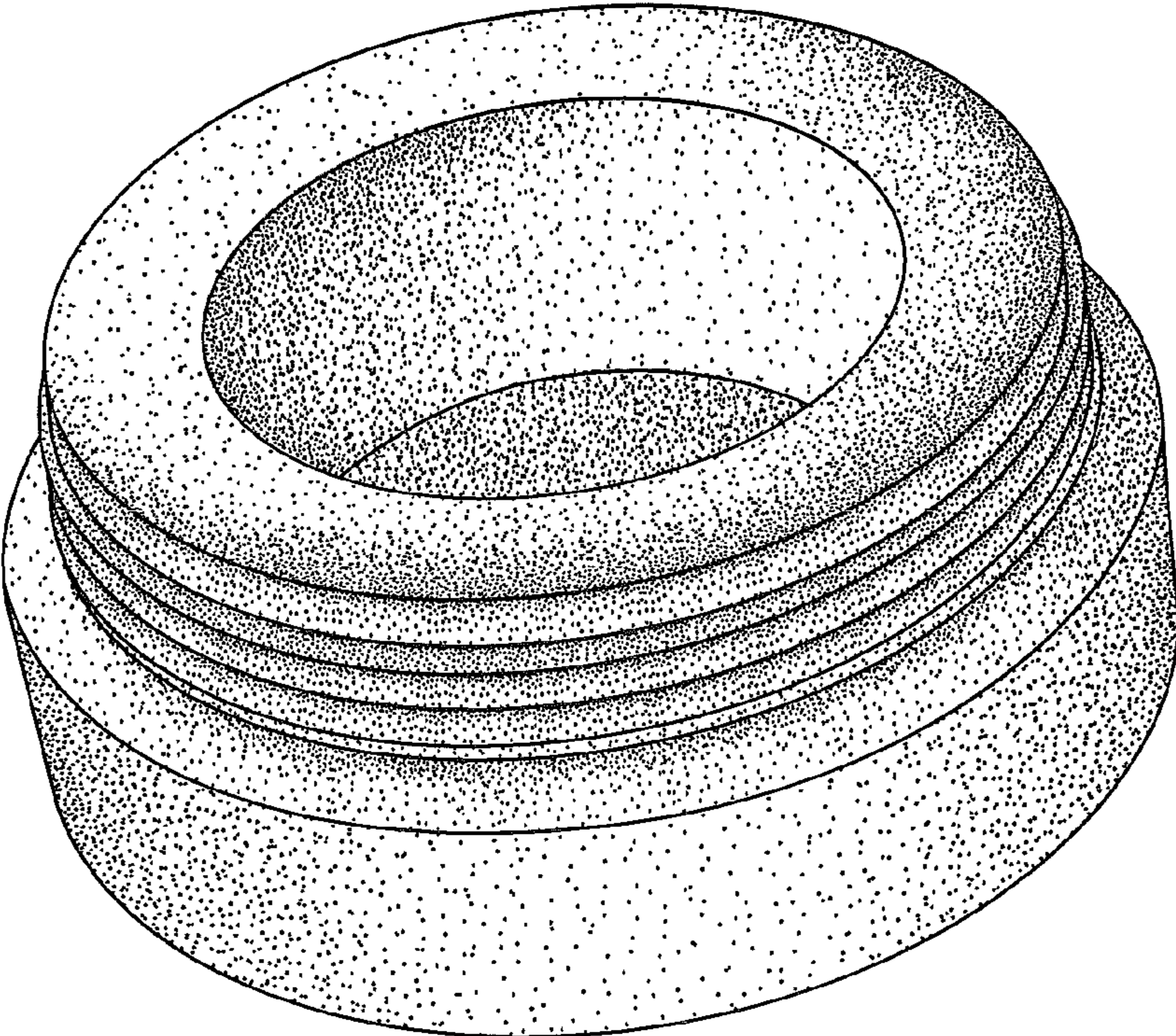
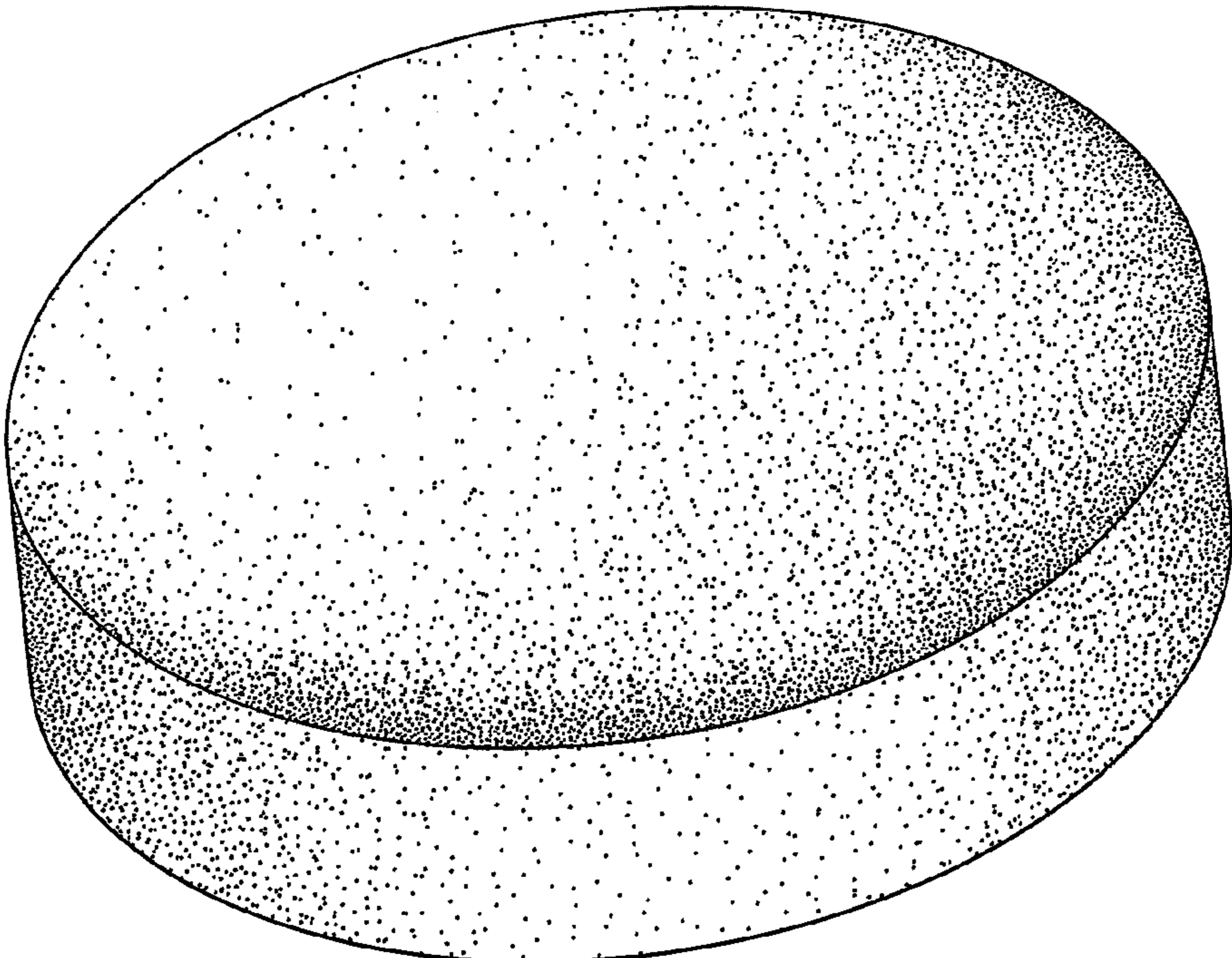


FIG. 5

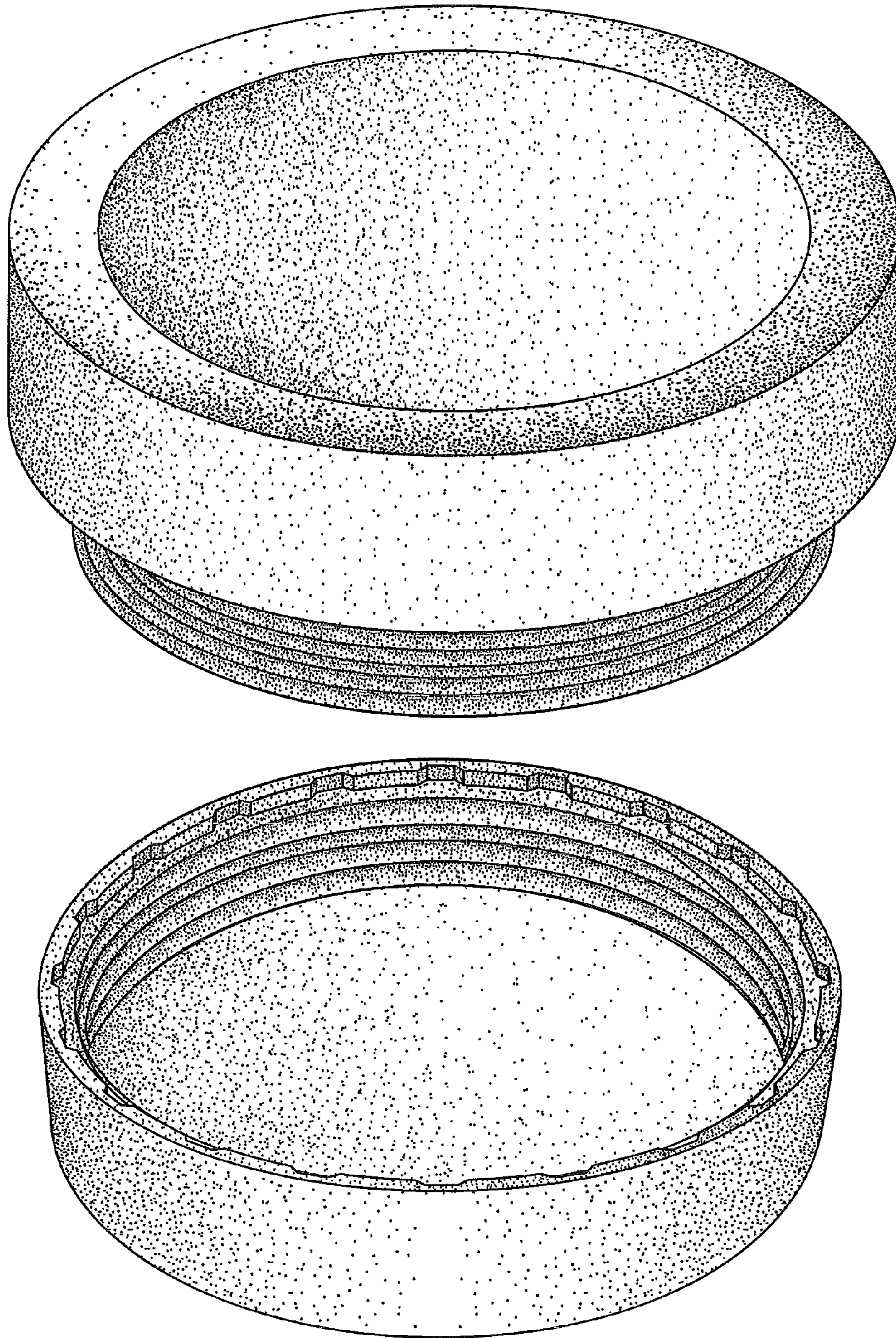


FIG. 6