



US00D719713S

(12) **United States Design Patent**
Fellers

(10) **Patent No.:** **US D719,713 S**

(45) **Date of Patent:** **** Dec. 16, 2014**

(54) **PLASTIC PALLET**

(56) **References Cited**

(71) Applicant: **Donald Lee Fellers**, Richardson, TX
(US)

U.S. PATENT DOCUMENTS

(72) Inventor: **Donald Lee Fellers**, Richardson, TX
(US)

3,825,114	A *	7/1974	Johnson et al.	206/507
4,093,070	A *	6/1978	Stahl	206/507
D370,757	S *	6/1996	Loftus et al.	D34/23
5,781,261	A *	7/1998	Ohta et al.	349/111
D400,681	S *	11/1998	Sadr	D34/38
5,887,529	A *	3/1999	John et al.	108/56.1
6,173,659	B1 *	1/2001	Danks et al.	108/54.1
D472,360	S *	3/2003	Medoff et al.	D34/38
D485,659	S *	1/2004	Medoff et al.	D34/38
D598,684	S *	8/2009	Stahl	D6/511
D674,984	S *	1/2013	Reyhan et al.	D34/38
8,720,687	B2 *	5/2014	Hassell	206/507

(**) Term: **14 Years**

(21) Appl. No.: **29/463,664**

* cited by examiner

(22) Filed: **Feb. 3, 2014**

(51) **LOC (10) Cl.** **09-08**

Primary Examiner — Cynthia Ramirez

(52) **U.S. Cl.**

(74) *Attorney, Agent, or Firm* — Robert E. Wise

USPC **D34/38**

(57) **CLAIM**

(58) **Field of Classification Search**

The ornamental design for a plastic pallet, as shown and described.

CPC B65D 2519/00323; B65D 2519/00033;
B65D 2519/00293; B65D 2519/00273; B65D
2519/00572; B65D 2519/00338; B65D
2519/00288; B65D 2519/0094; B65D
2519/00069; B65D 2519/00318

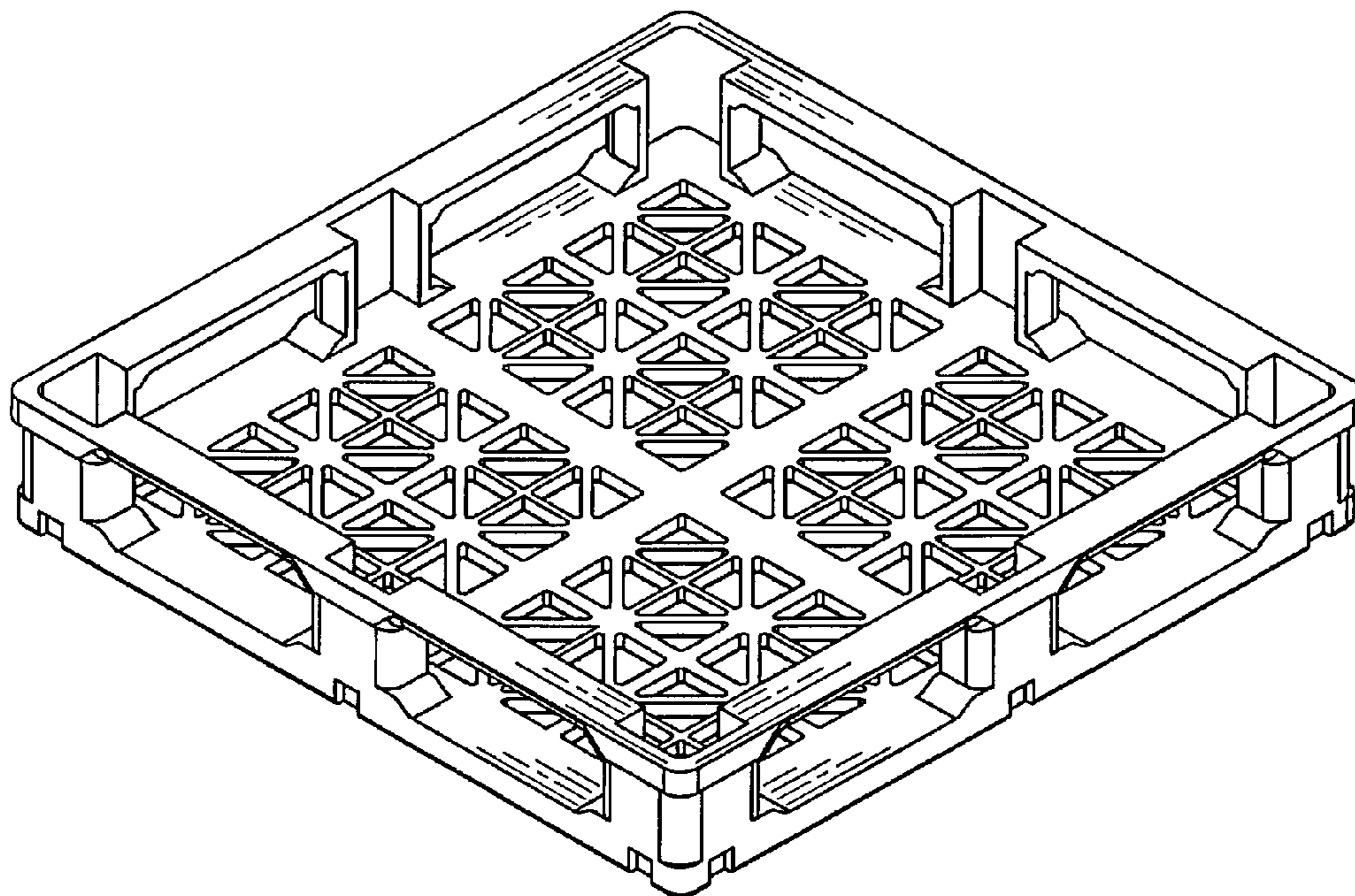
DESCRIPTION

USPC D34/38; 108/51.11, 52.1, 53.1, 53.3,
108/55.3, 56.1, 57.1; 206/506, 507, 509

FIG. 1 is a bottom corner perspective view of the plastic pallet showing my design;
FIG. 2 is a top corner perspective view thereof;
FIG. 3 is a bottom plan view thereof; and,
FIG. 4 is a side elevational view thereof, each of the four sides being identical in design.

See application file for complete search history.

1 Claim, 3 Drawing Sheets



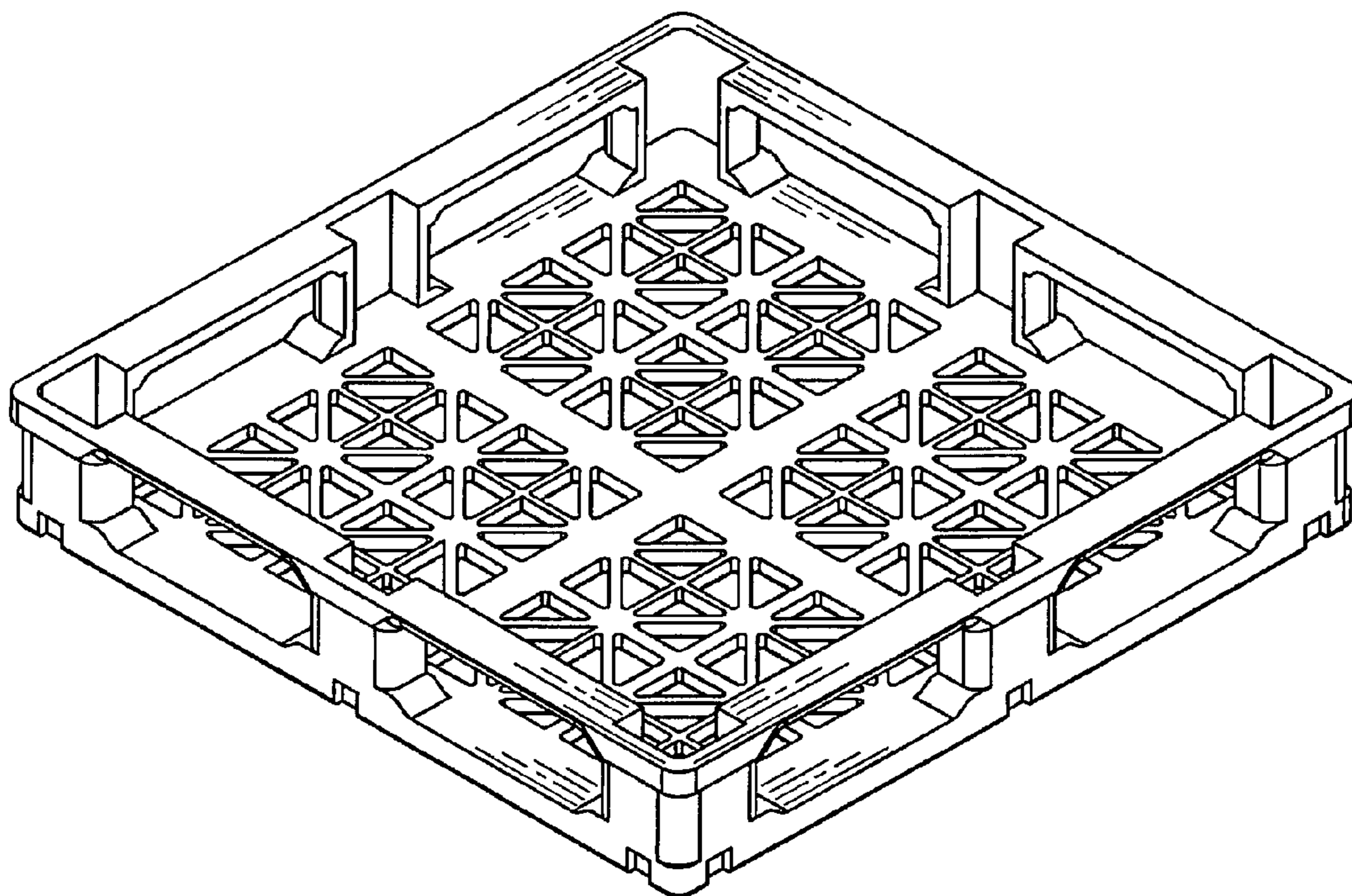


FIG. 1

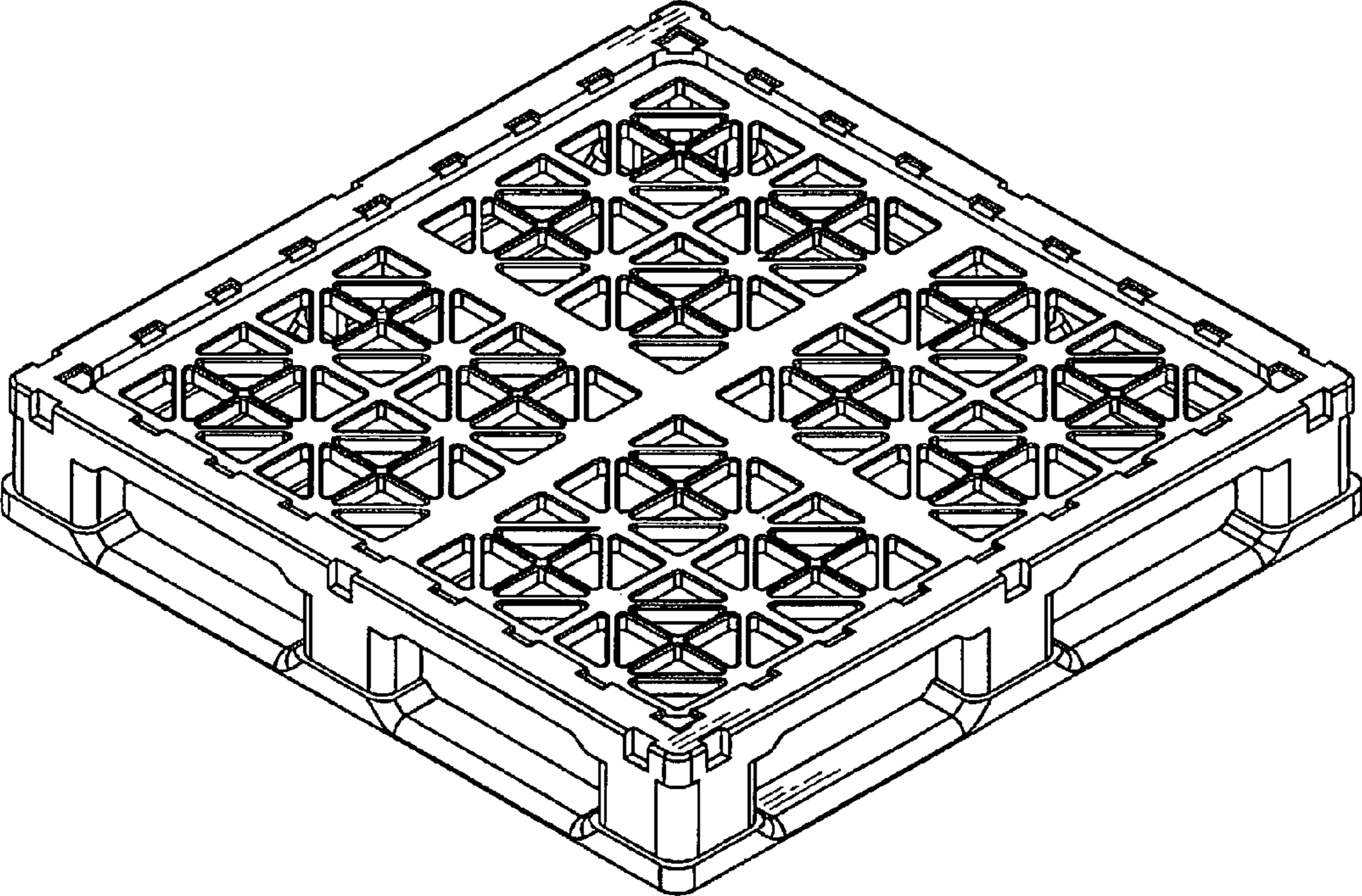


FIG. 2

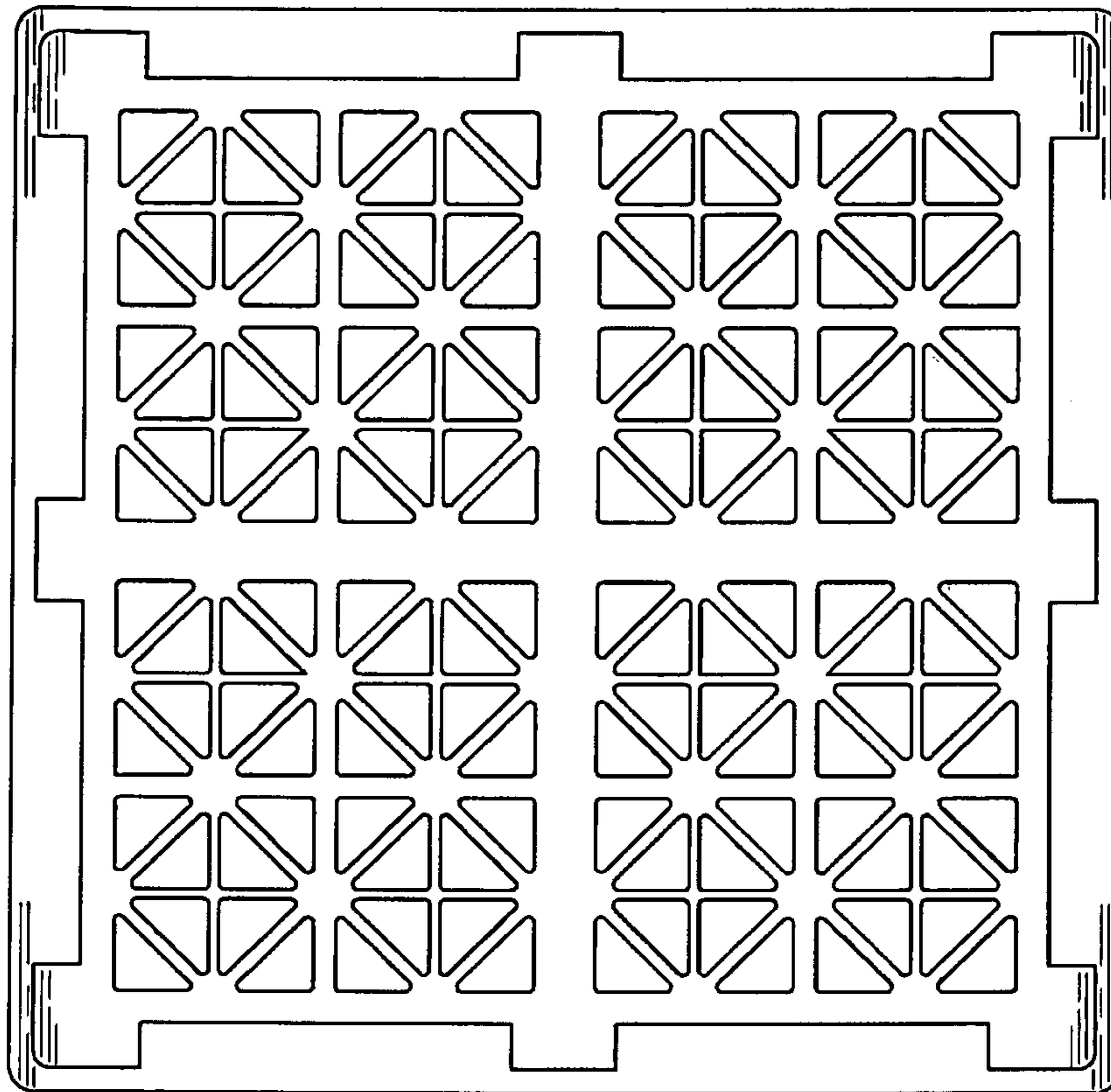


FIG. 3

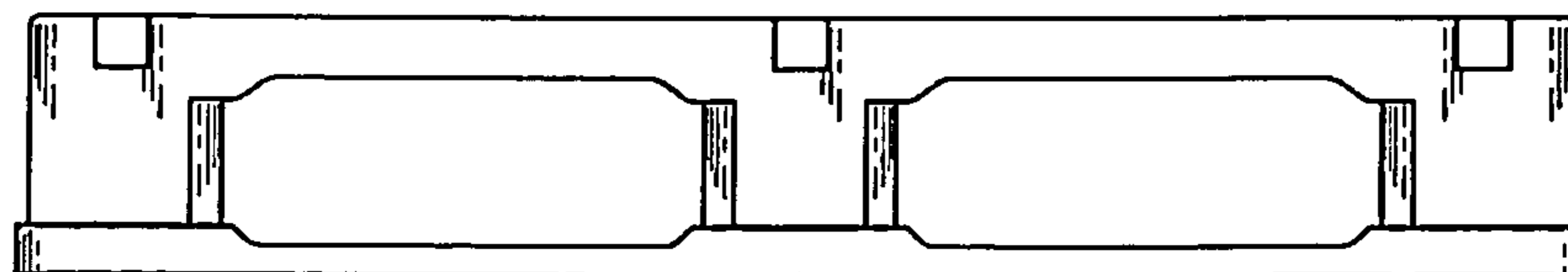


FIG. 4