



US00D719709S

(12) **United States Design Patent**  
**Gidwell et al.**

(10) **Patent No.:** **US D719,709 S**

(45) **Date of Patent:** **\*\* Dec. 16, 2014**

(54) **STICK MOP**

(71) Applicant: **Euro-Pro Operating LLC**, Newton, MA (US)

(72) Inventors: **Christopher Gidwell**, Auburndale, MA (US); **Owen Johnson**, Waltham, MA (US); **William Scott Hughes**, Waltham, MA (US)

(73) Assignee: **Euro-Pro Operating LLC**, Newton, MA (US)

(\*\*) Term: **14 Years**

(21) Appl. No.: **29/465,362**

(22) Filed: **Aug. 27, 2013**

(51) **LOC (10) Cl.** ..... **04-01**

(52) **U.S. Cl.**  
USPC ..... **D32/40**

(58) **Field of Classification Search**  
USPC ..... D32/40-46, 50; 15/119.1, 228;  
401/138-140  
See application file for complete search history.

(56) **References Cited**

**U.S. PATENT DOCUMENTS**

D358,238 S \* 5/1995 Barnett ..... D32/50  
D446,896 S \* 8/2001 Cann ..... D32/40  
D476,123 S \* 6/2003 Debreczeni ..... D32/50

D481,184 S \* 10/2003 Clare et al. .... D32/50  
7,779,501 B2 \* 8/2010 Lacotta et al. .... 15/118  
D638,596 S \* 5/2011 Vasilakes et al. .... D32/50  
D653,827 S \* 2/2012 Lee ..... D32/50  
D657,928 S \* 4/2012 Byrne ..... D32/50  
D658,344 S \* 4/2012 Babic et al. .... D32/50  
D661,442 S \* 6/2012 Kandasamy et al. .... D32/40  
D688,431 S \* 8/2013 Luedke et al. .... D32/32  
D698,111 S \* 1/2014 Casini et al. .... D32/50  
D704,910 S \* 5/2014 Hughes et al. .... D32/40

\* cited by examiner

*Primary Examiner* — Robin V Webster

(74) *Attorney, Agent, or Firm* — Yang IPCo, PLLC

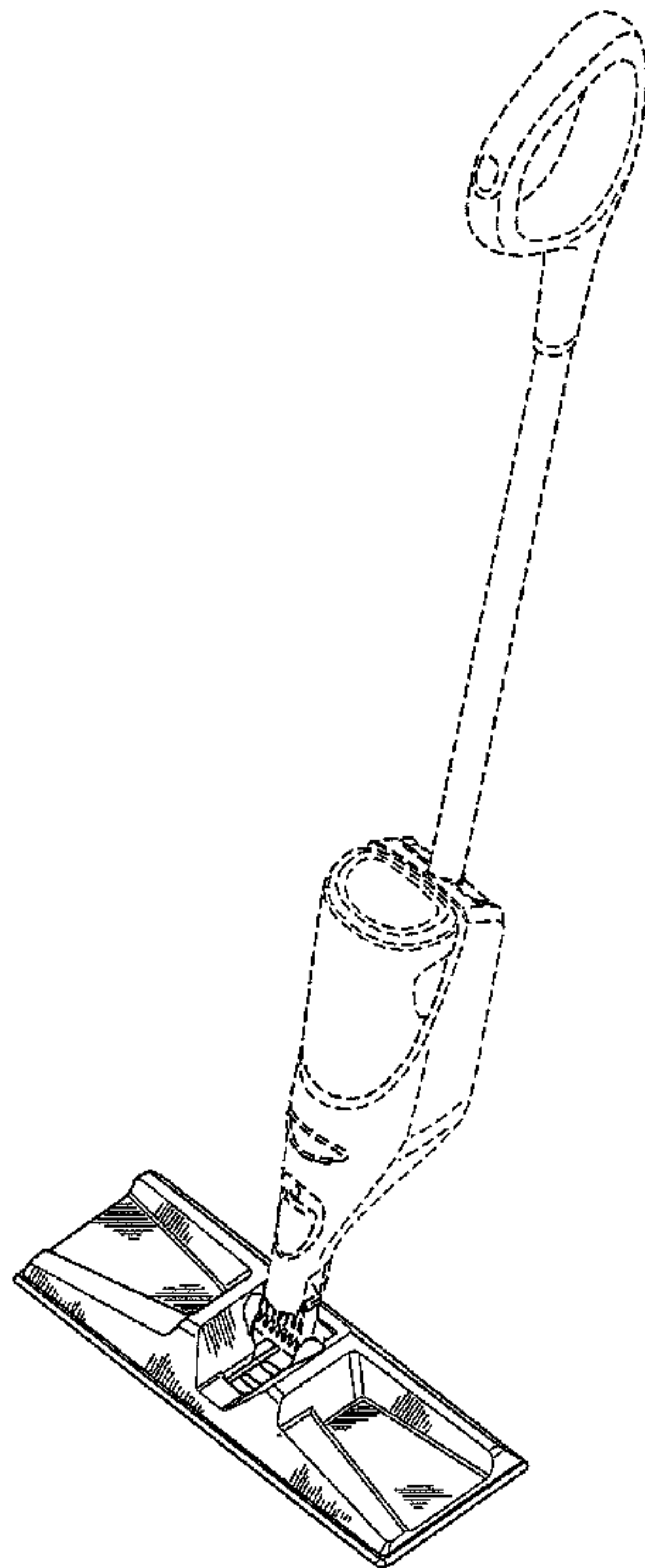
(57) **CLAIM**

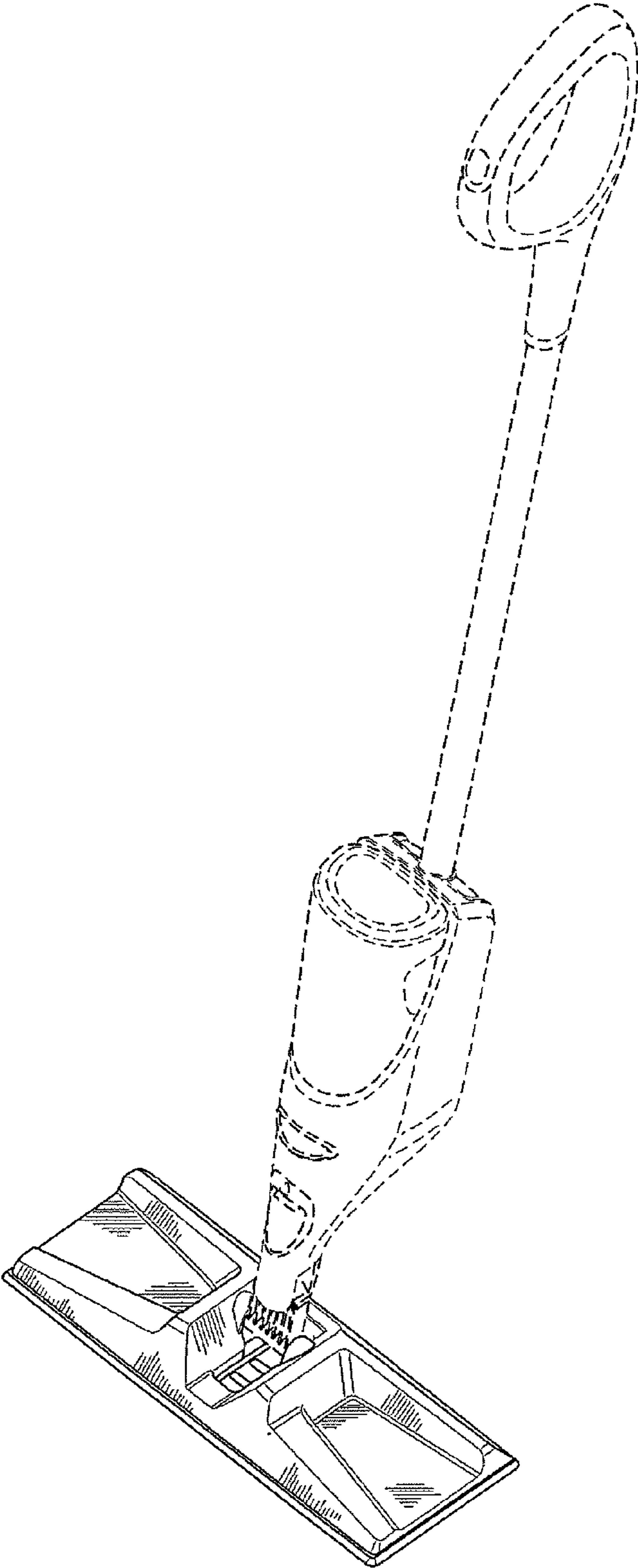
The ornamental design for a stick mop, as shown and described.

**DESCRIPTION**

FIG. 1 is a perspective view of the stick mop of this invention; FIG. 2 is a front view of the stick mop of this invention; FIG. 3 is a rear view of the stick mop of this invention; FIG. 4 is a view of a left side of the stick mop of this invention; FIG. 5 is a view of a right side of the stick mop of this invention; FIG. 6 is a top view of the stick mop of this invention; and, FIG. 7 is a bottom view of the stick mop of this invention. The broken line showing is included for the purpose of illustrating and forms no part of the claimed design.

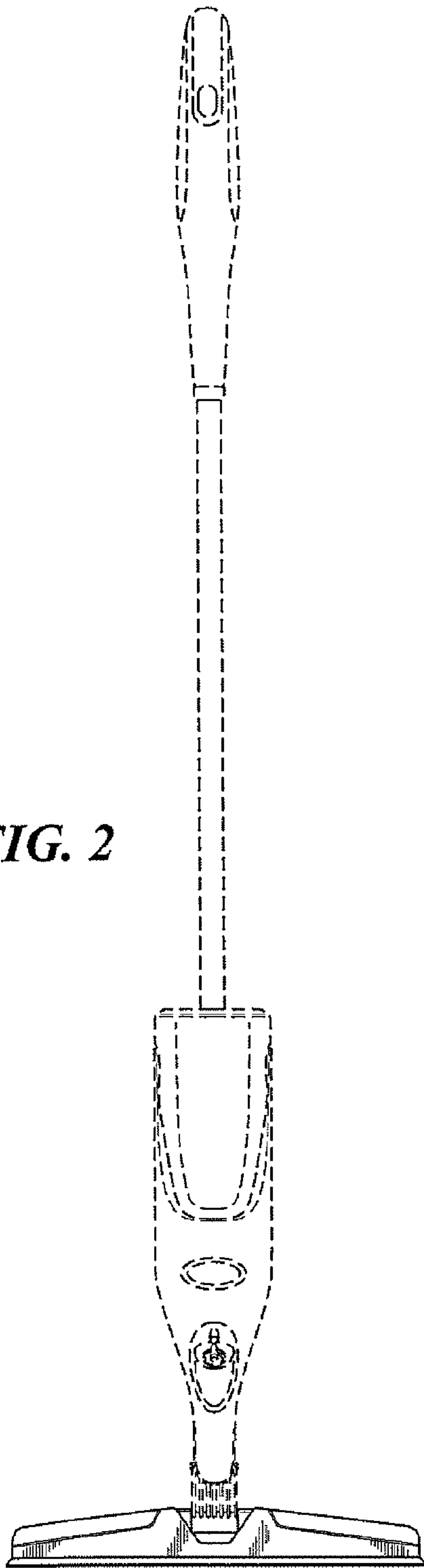
**1 Claim, 4 Drawing Sheets**



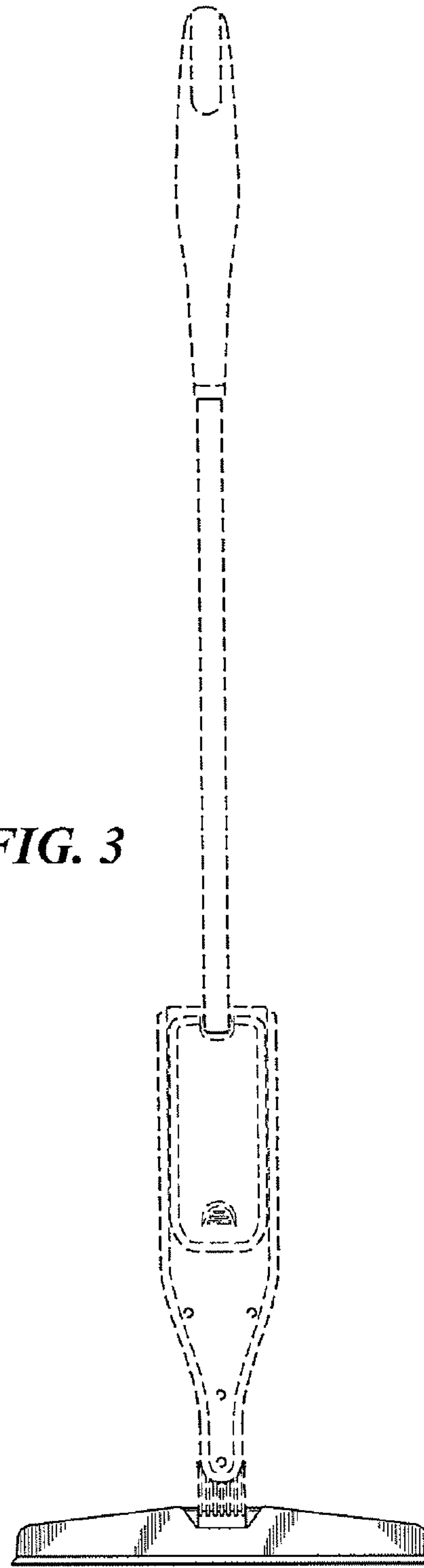


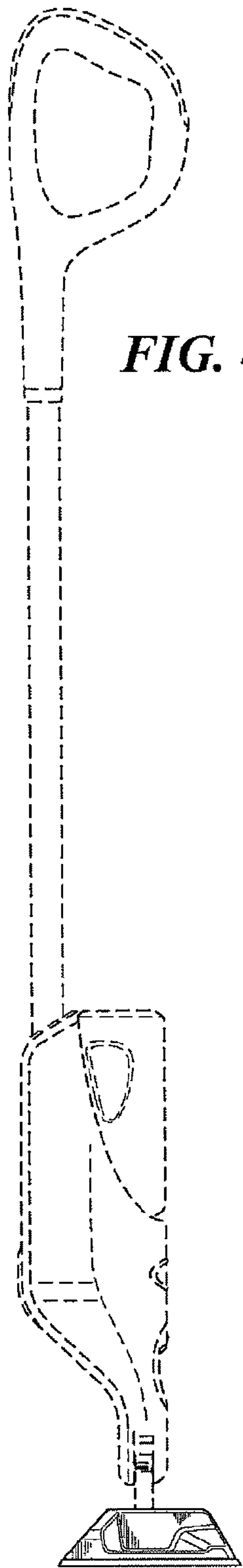
**FIG. 1**

*FIG. 2*

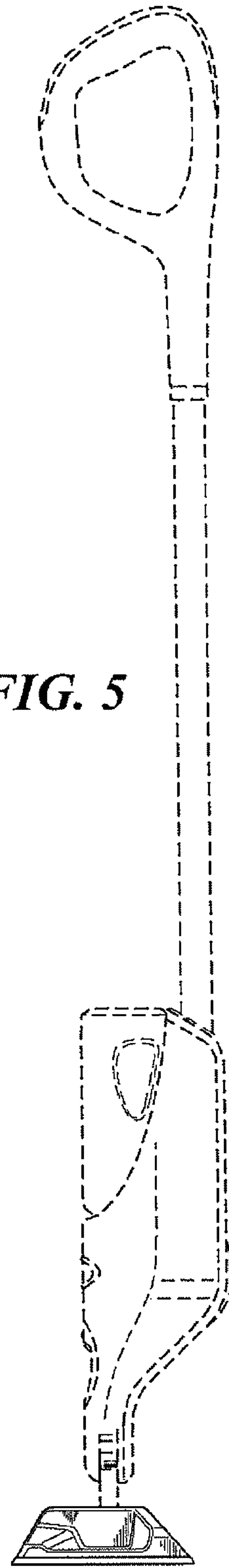


*FIG. 3*

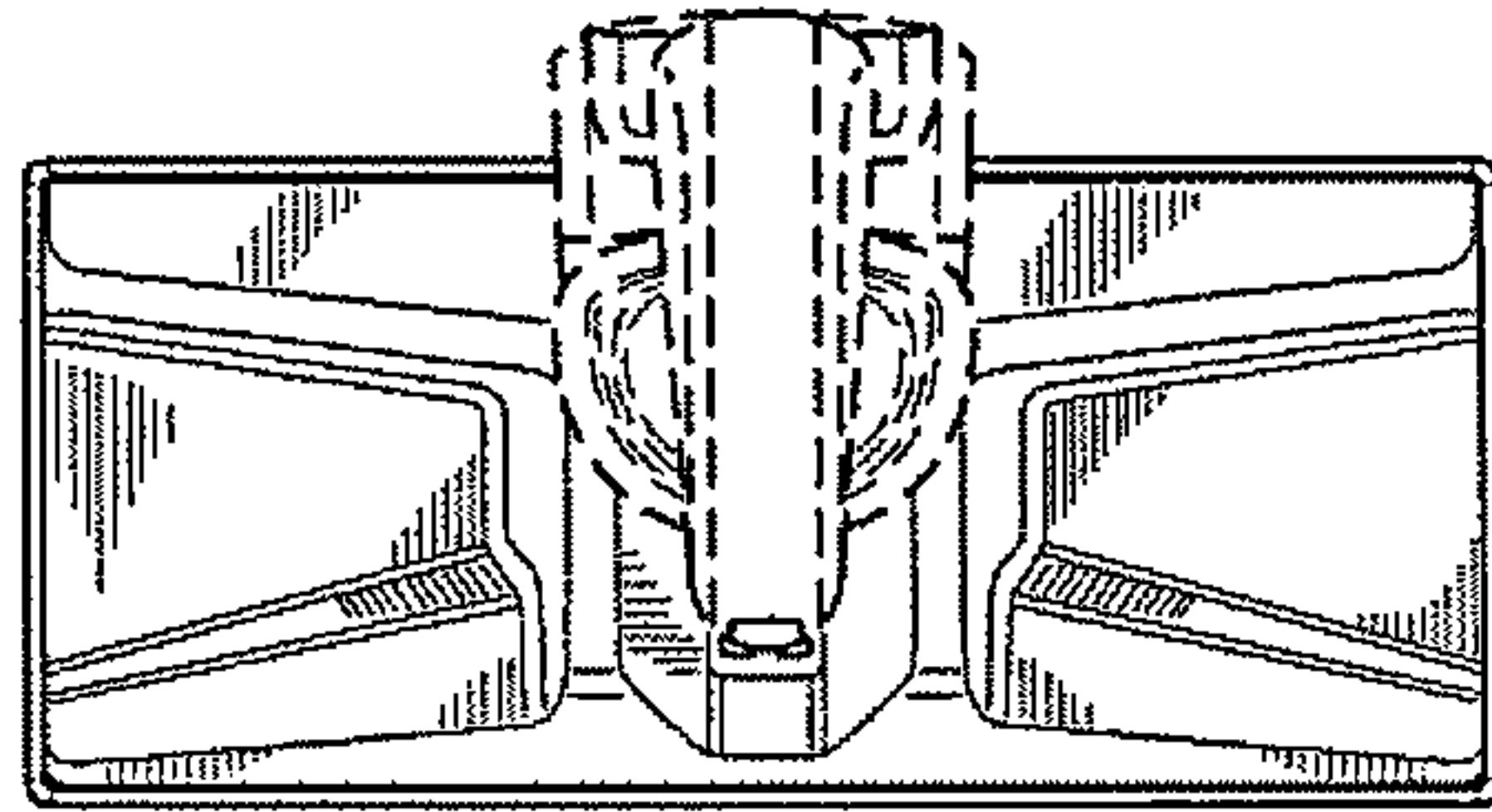




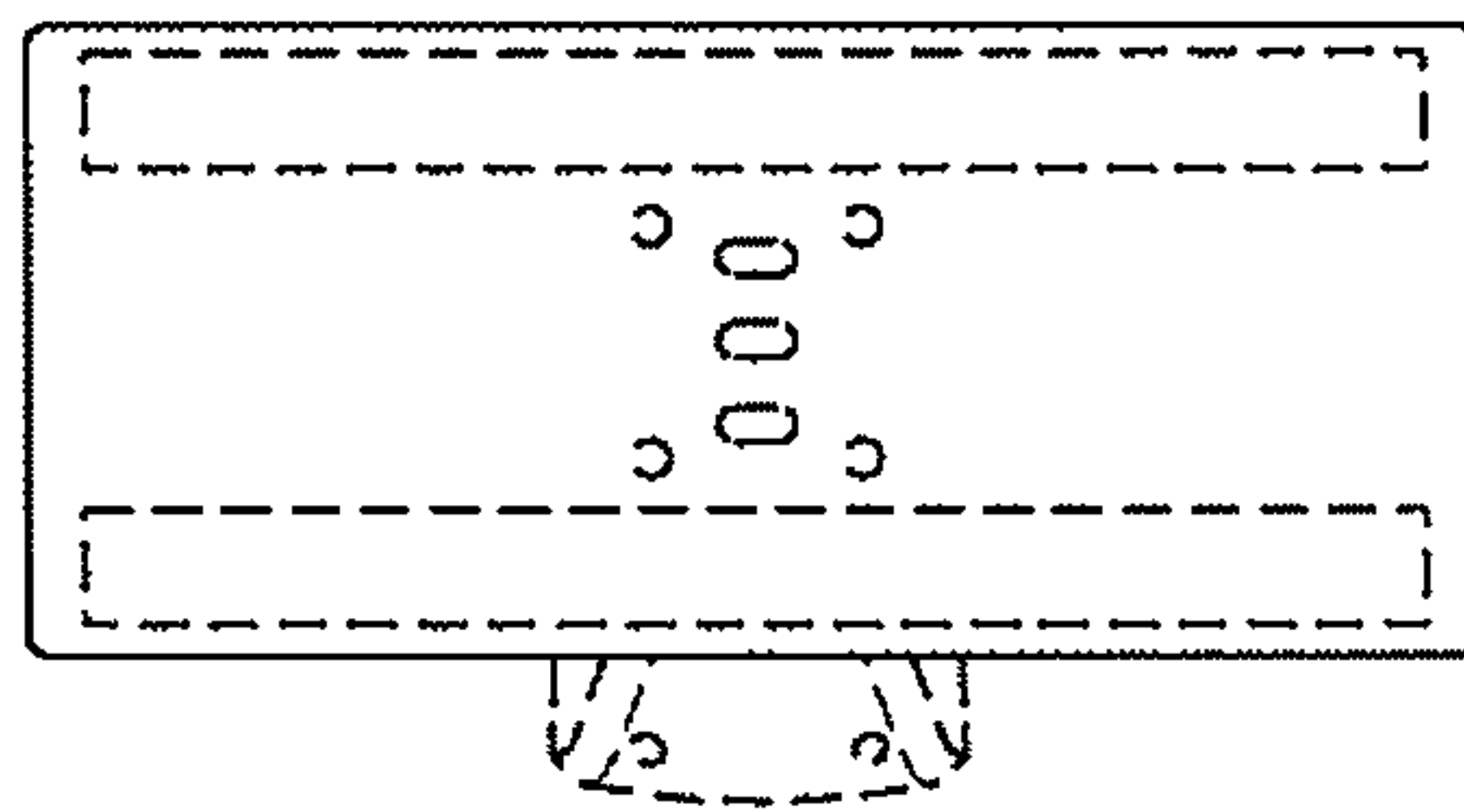
*FIG. 4*



*FIG. 5*



*FIG. 6*



*FIG. 7*