



US00D719692S

(12) **United States Design Patent**  
**Yamaguchi**

(10) **Patent No.:** **US D719,692 S**  
(45) **Date of Patent:** **\*\* Dec. 16, 2014**

(54) **FRONT COMBINATION LAMP FOR AN  
AUTOMOBILE**

(71) Applicant: **Honda Motor Co., Ltd.**, Tokyo (JP)

(72) Inventor: **Junichi Yamaguchi**, Wako (JP)

(73) Assignee: **Honda Motor Co., Ltd.**, Tokyo (JP)

(\*\*) Term: **14 Years**

(21) Appl. No.: **29/465,845**

(22) Filed: **Aug. 31, 2013**

(30) **Foreign Application Priority Data**

Mar. 8, 2013 (JP) ..... 2013-005224

(51) **LOC (10) Cl.** ..... **26-06**

(52) **U.S. Cl.**  
USPC ..... **D26/28**

(58) **Field of Classification Search**  
USPC ..... D26/28-36; 362/459-468, 475-478,  
362/485-487

See application file for complete search history.

(56) **References Cited**

U.S. PATENT DOCUMENTS

D550,383 S *	9/2007	Asai .....	D26/28
D556,349 S *	11/2007	Golden et al. ....	D26/28
D560,291 S *	1/2008	Koyama .....	D26/28
D561,358 S *	2/2008	Tachibana .....	D26/28
D635,694 S *	4/2011	Yang et al. ....	D26/28

\* cited by examiner

*Primary Examiner* — Marcus Jackson

(74) *Attorney, Agent, or Firm* — Plumsea Law Group, LLC

(57) **CLAIM**

The ornamental design for a front combination lamp for an automobile, as shown and described.

**DESCRIPTION**

FIG. 1 is a perspective view of a front combination lamp for an automobile.

FIG. 2 is a front elevation view thereof.

FIG. 3 is a left side elevation view thereof; and,

FIG. 4 is a top plan view thereof.

The portions of the front combination lamp shown in broken lines are for the purpose of showing environmental structure only and form no part of the claimed design.

**1 Claim, 4 Drawing Sheets**

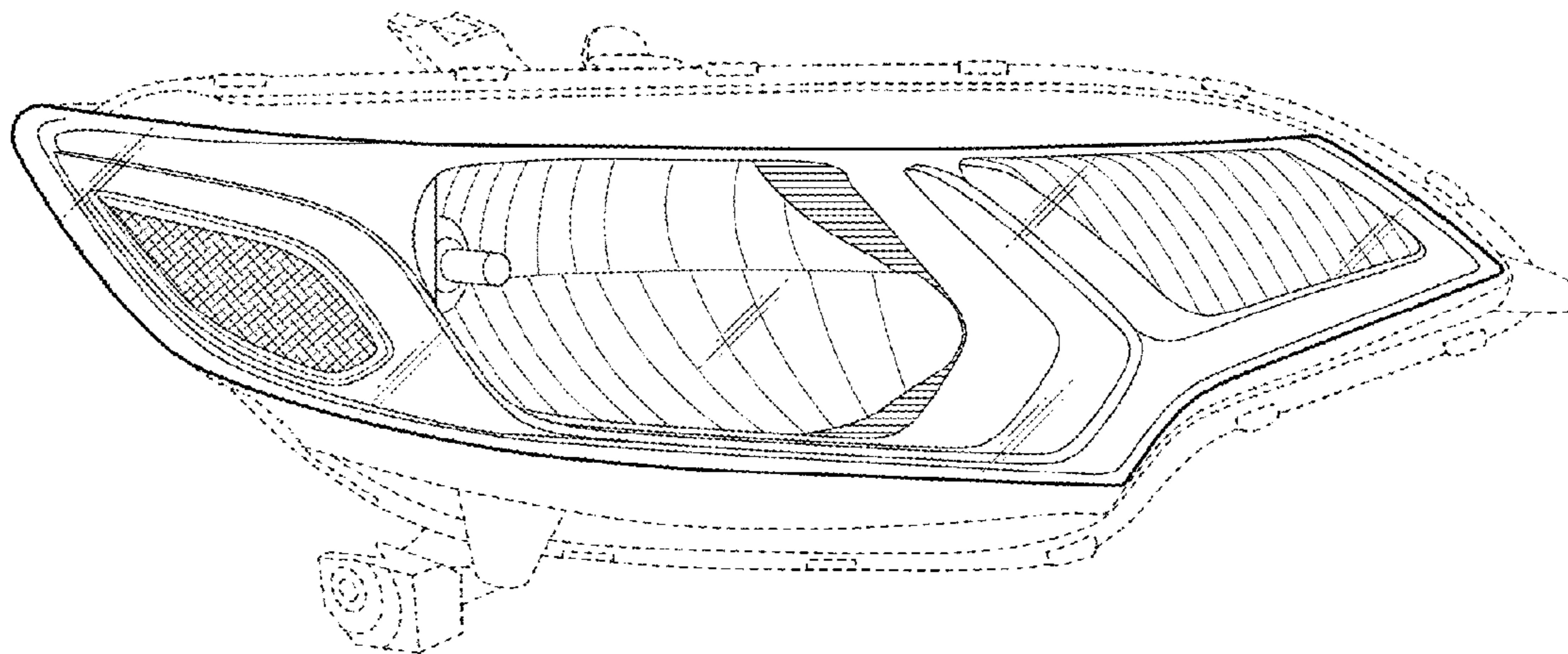


FIG. 1

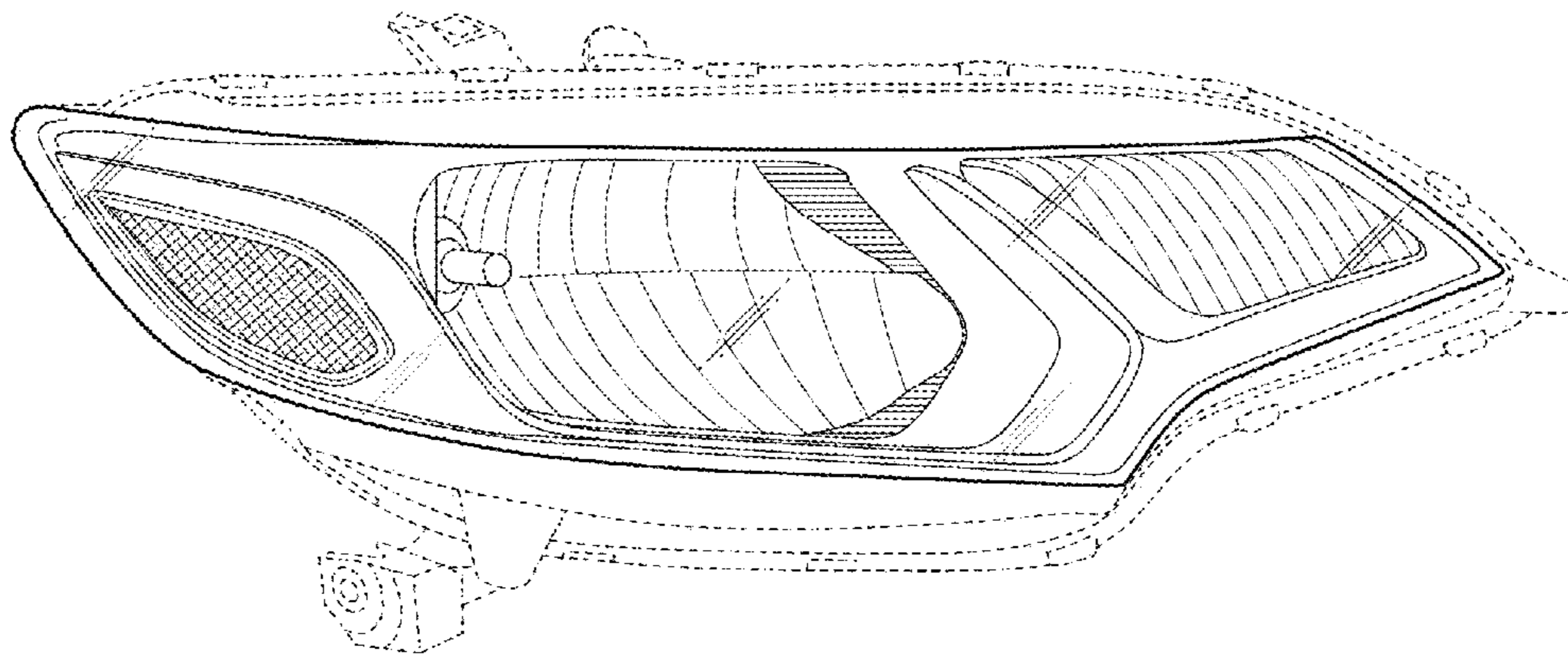


FIG. 2

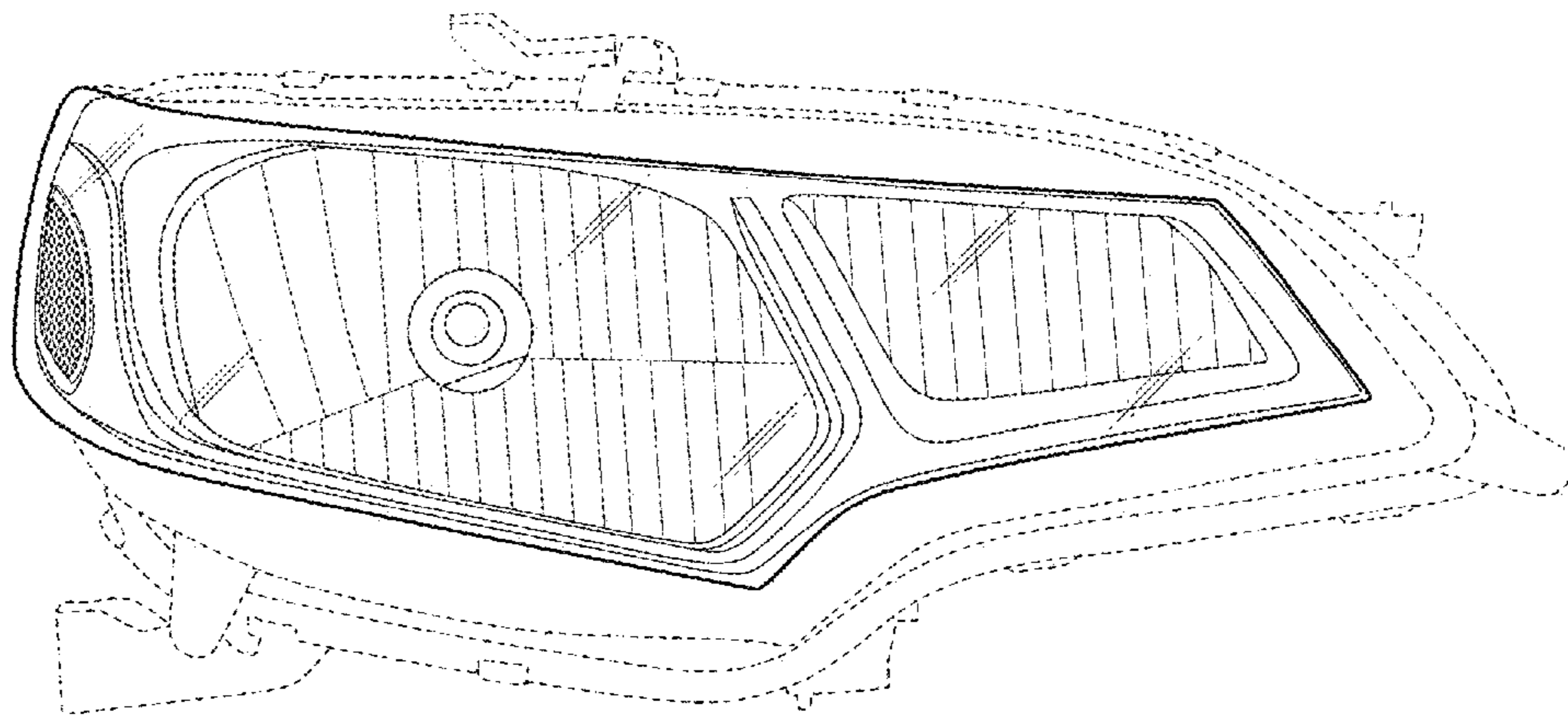


FIG. 3

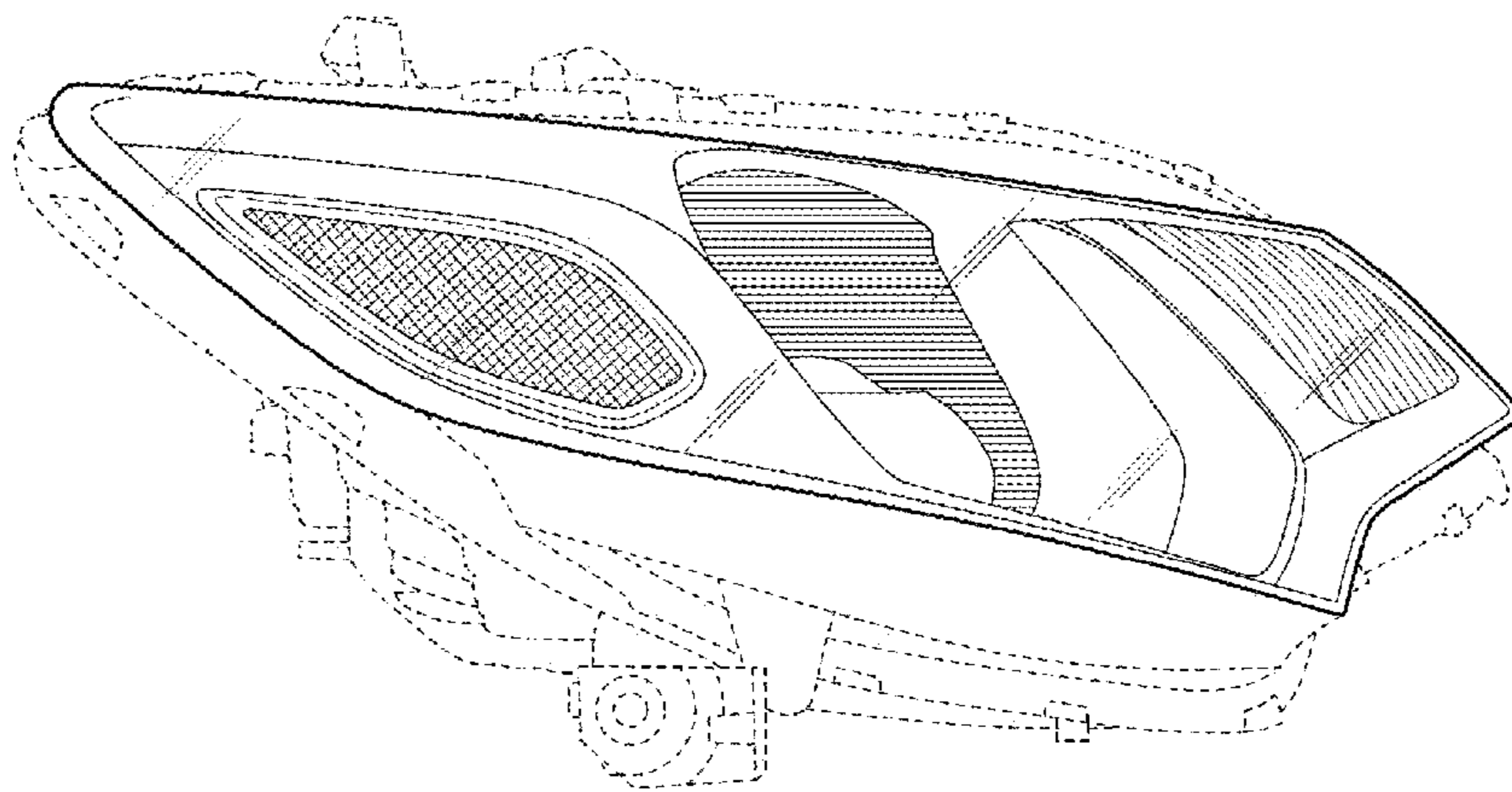


FIG. 4

