

US00D719678S

(12) **United States Design Patent**
Lopez

(10) **Patent No.:** **US D719,678 S**

(45) **Date of Patent:** **** *Dec. 16, 2014**

(54) **SAFETY DOOR**

(71) Applicant: **Lois A. Lopez**, San Jose, CA (US)

(72) Inventor: **Lois A. Lopez**, San Jose, CA (US)

(*) Notice: This patent is subject to a terminal disclaimer.

(**) Term: **14 Years**

(21) Appl. No.: **29/435,130**

(22) Filed: **Oct. 19, 2012**

(51) **LOC (10) Cl.** **25-02**

(52) **U.S. Cl.**
USPC **D25/48.3**

(58) **Field of Classification Search**
USPC D25/48.3; 52/455, 474, 171.1; 49/26,
49/50, 9, 55, 57, 383, 384, 394, 501
See application file for complete search history.

(56) **References Cited**

U.S. PATENT DOCUMENTS

5,004,286	A	4/1991	Taylor, III et al.	
5,092,143	A *	3/1992	Rumbles	70/56
5,487,323	A	1/1996	Madden, Jr.	
5,533,778	A	7/1996	Sheridan	
5,580,204	A	12/1996	Hultman	
5,619,820	A	4/1997	Madden, Jr.	

6,308,474	B1	10/2001	Wilson	
6,334,282	B1 *	1/2002	Wood	52/202
6,823,627	B1	11/2004	Ben-Ezra	
D538,440	S *	3/2007	Walsh et al.	D25/48.3
8,651,165	B2 *	2/2014	Huynh et al.	160/205
2003/0080248	A1	5/2003	Morgan	
2009/0013607	A1 *	1/2009	Whitaker	49/501
2009/0090062	A1 *	4/2009	Pandorf	49/50
2010/0257788	A1	10/2010	McRoskey	
2011/0203179	A1	8/2011	Boens	

* cited by examiner

Primary Examiner — Doris Clark

(74) *Attorney, Agent, or Firm* — Richard L. Miller

(57) **CLAIM**

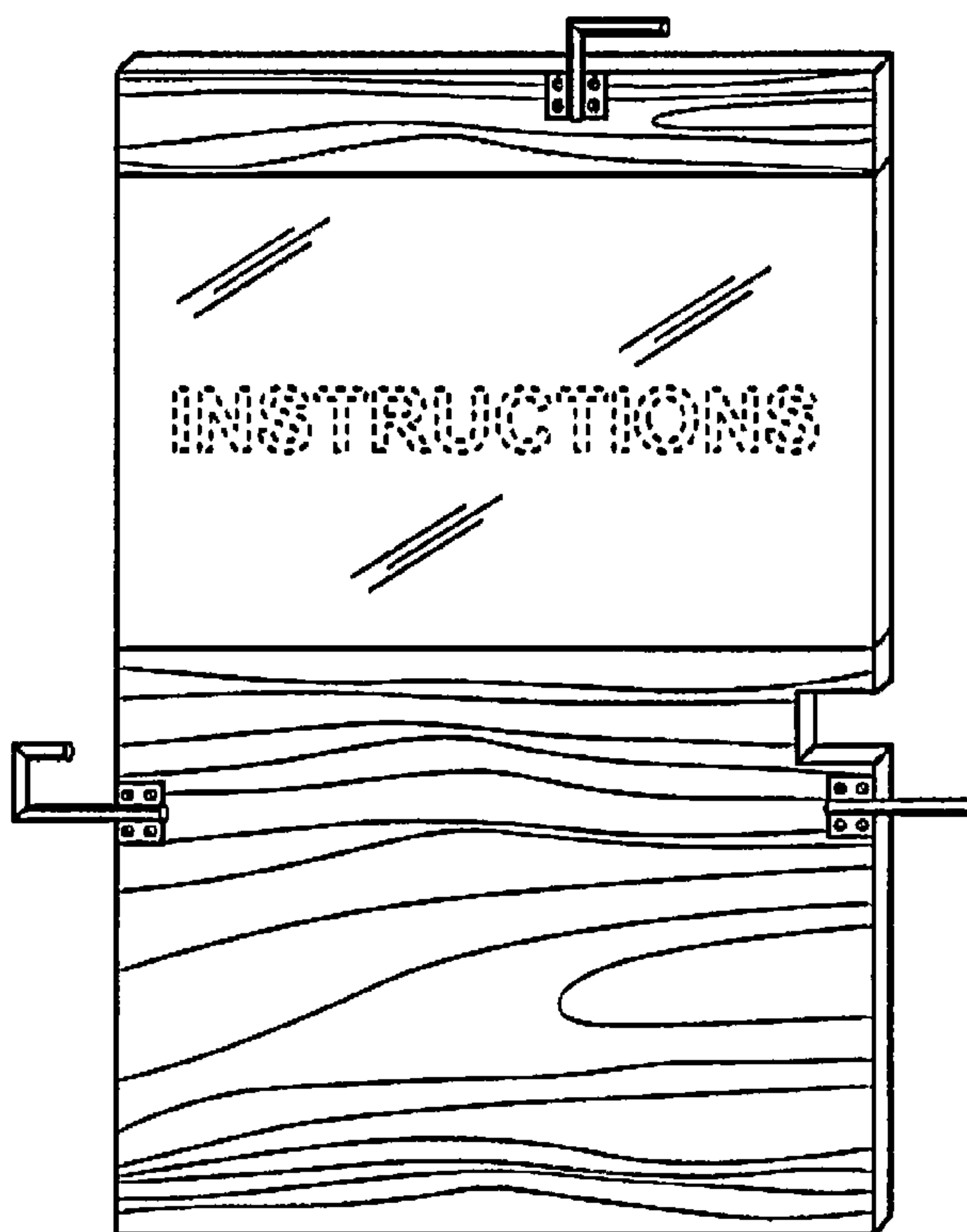
The ornamental design for a safety door, as shown and described.

DESCRIPTION

FIG. 1 is a perspective view of a safety door showing my new design;
FIG. 2 is a front elevational view thereof;
FIG. 3 is a rear elevational view thereof;
FIG. 4 is a right side elevational view thereof;
FIG. 5 is a left side elevational view thereof;
FIG. 6 is a bottom view thereof; and,
FIG. 7 is a top view thereof.

Any portion of any figure shown in broken lines are for environmental purposes only and form no part of the claimed design.

1 Claim, 7 Drawing Sheets



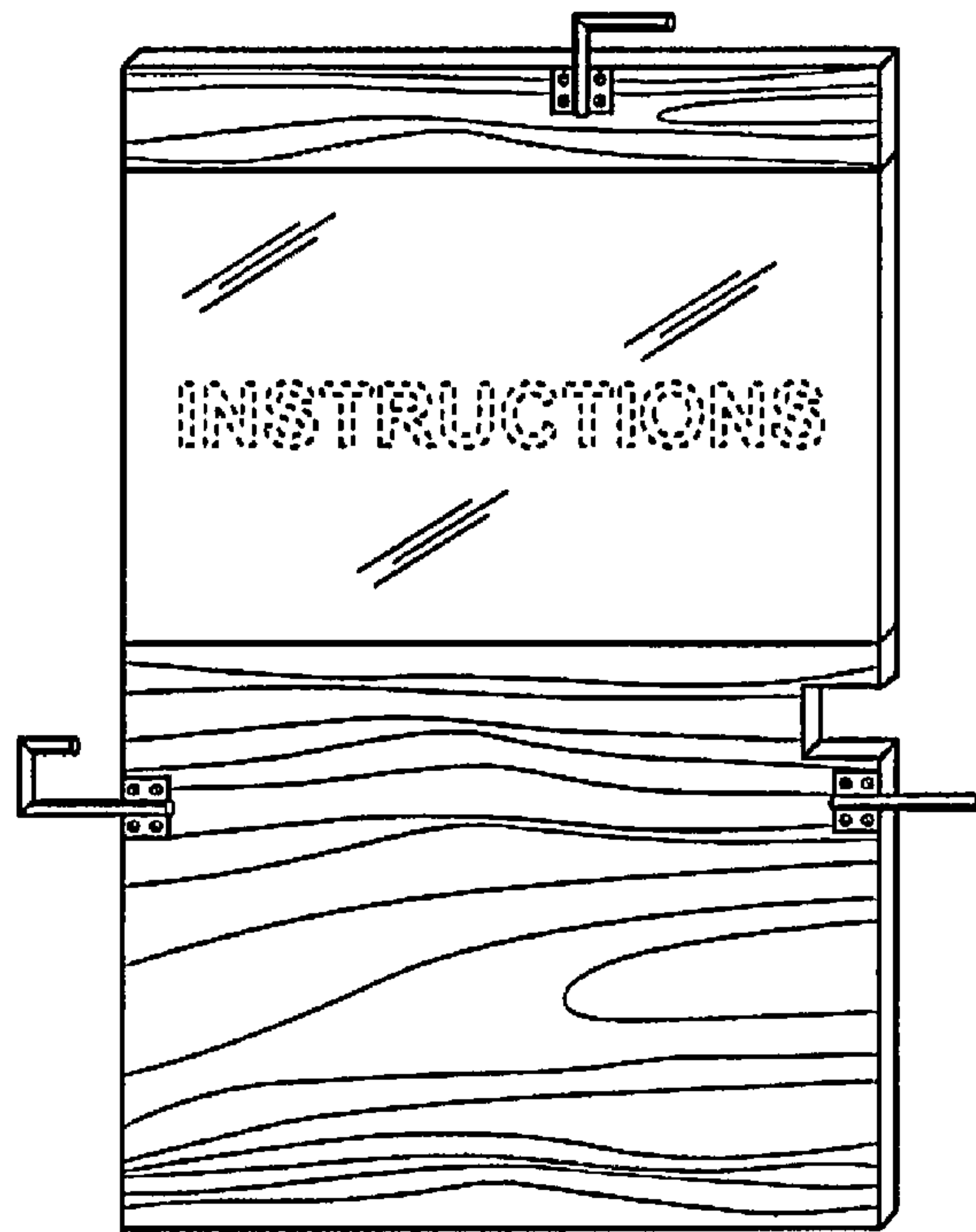


FIG. 1

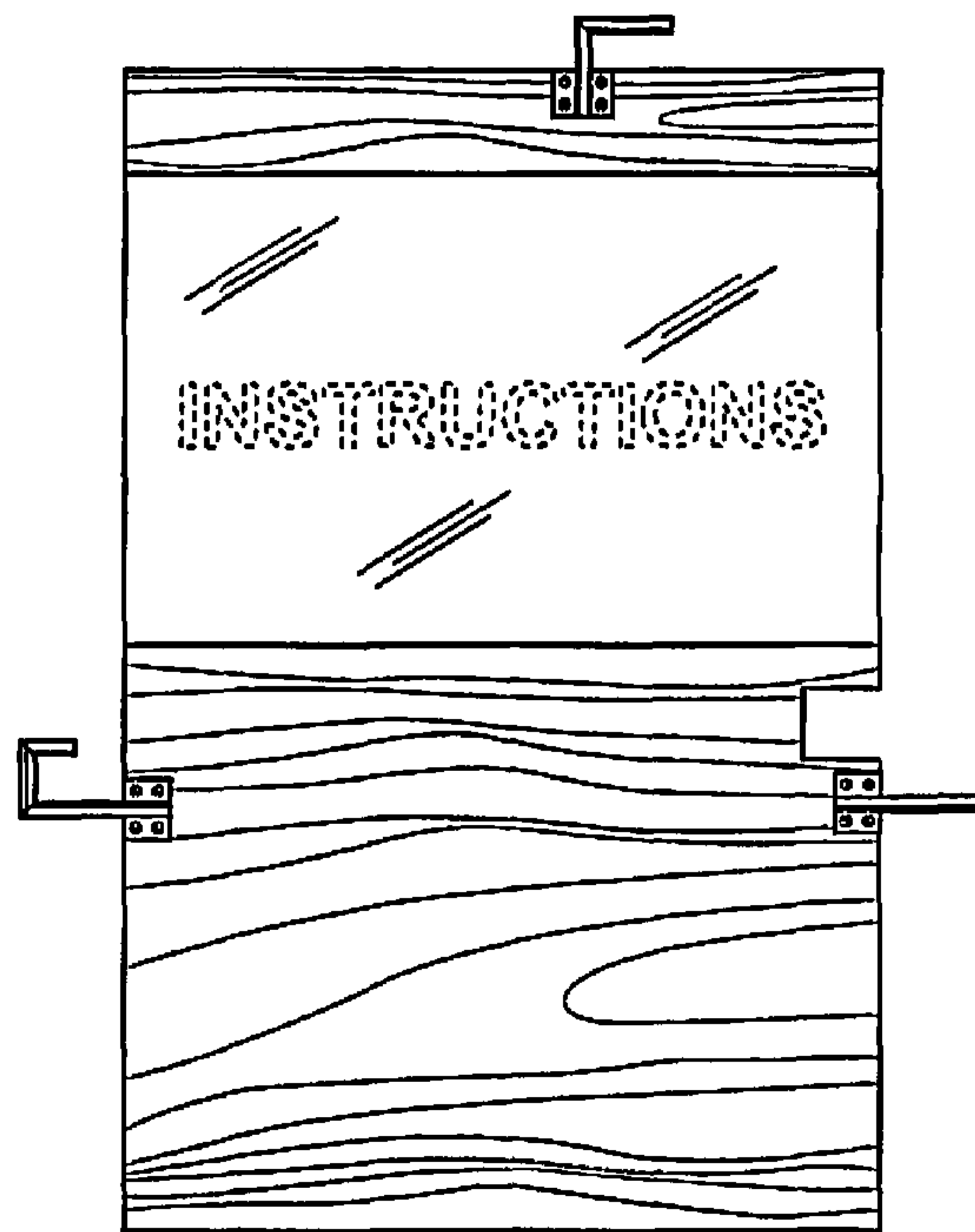


FIG. 2

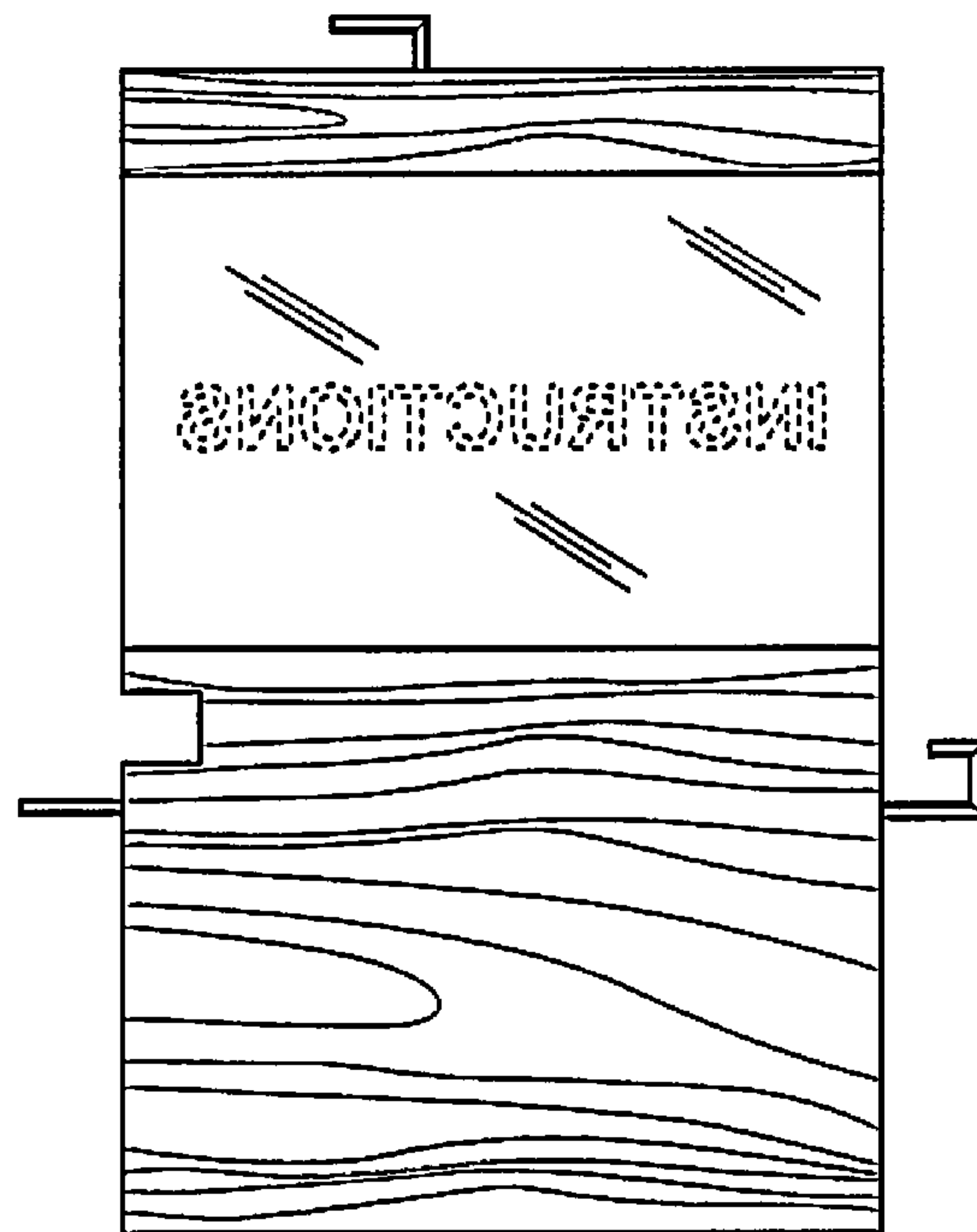


FIG. 3

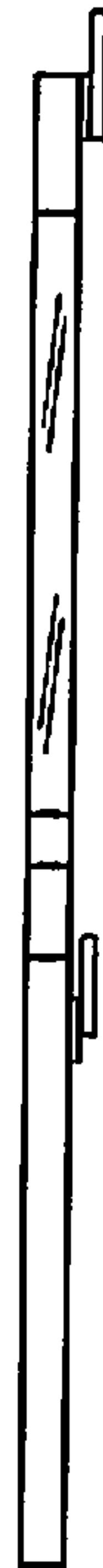


FIG. 4



FIG. 5

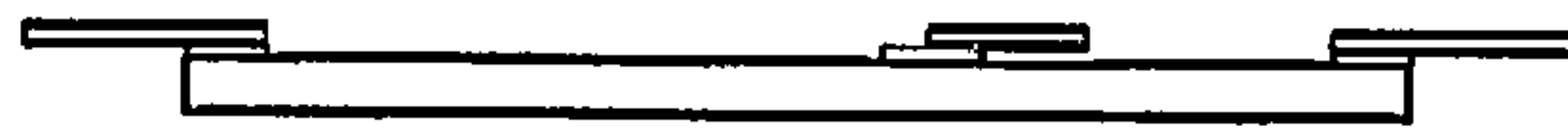


FIG. 6

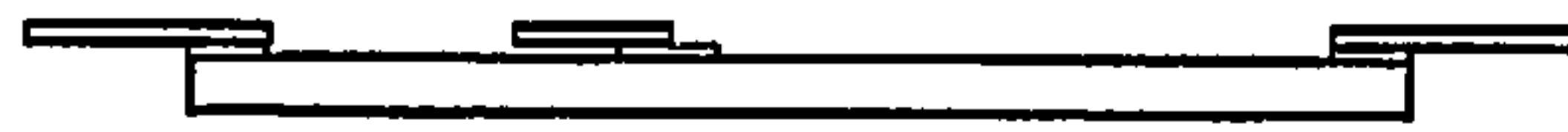


FIG. 7