



US00D719653S

(12) **United States Design Patent**  
**Agrawal**

(10) **Patent No.:** **US D719,653 S**

(45) **Date of Patent:** **\*\* Dec. 16, 2014**

(54) **REUSABLE TAMPON APPLICATOR**

(71) Applicant: **Thinx LLC**, New York, NY (US)

(72) Inventor: **Miki Agrawal**, Brooklyn, NY (US)

(73) Assignee: **Thinx, LLC**, New York, NY (US)

(\*\*) Term: **14 Years**

(21) Appl. No.: **29/498,970**

(22) Filed: **Aug. 10, 2014**

(51) **LOC (10) Cl.** ..... **24-02**

(52) **U.S. Cl.**

USPC ..... **D24/141**

(58) **Field of Classification Search**

USPC ..... D24/141, 114, 135, 125, 113, 127, 129,  
D24/112, 130; D3/203.5; 604/11, 14-18,  
604/218, 206, 227, 358, 187, 288, 363, 904,  
604/385.17

See application file for complete search history.

(56) **References Cited**

**U.S. PATENT DOCUMENTS**

D156,948 S 1/1950 Fisher  
3,895,634 A 7/1975 Berger et al.

(Continued)

**OTHER PUBLICATIONS**

Playtex, "Tampon products," website available at <http://www.playtexplayon.com/products/gentle-glide> Accessed on Jul. 27, 2014.

(Continued)

*Primary Examiner* — Wan Laymon

(74) *Attorney, Agent, or Firm* — American Patent Agency PC; Daniar Hussain; Karl P. Dresdner, Jr.

(57) **CLAIM**

The ornamental design for a reusable tampon applicator, as shown and described.

**DESCRIPTION**

FIG. 1 is an exploded perspective view showing the new design of a reusable tampon applicator, showing a cover (at a top of FIG. 1) that is used to encase a barrel (middle) and a plunger (bottom), the barrel used to hold a tampon (tampon not shown), and the plunger used to insert the tampon (not shown) through the barrel;

FIG. 2 is an assembled perspective view of the reusable tampon applicator, showing the cover with the enclosed barrel and plunger inside;

FIG. 3 is a perspective view of the cover of the reusable tampon applicator;

FIG. 4 is a front view thereof;

FIG. 5 is a right side view thereof;

FIG. 6 is a back view thereof;

FIG. 7 is a left side view thereof;

FIG. 8 is a top view thereof;

FIG. 9 is a bottom view thereof;

FIG. 10 is a perspective view of the barrel of the reusable tampon applicator that is used to hold the tampon (tampon not shown);

FIG. 11 is a front view thereof;

FIG. 12 is a right side view thereof;

FIG. 13 is a back view thereof;

FIG. 14 is a left side view thereof;

FIG. 15 is a top view thereof;

FIG. 16 is a bottom view thereof;

FIG. 17 is a perspective view of the plunger of the reusable tampon applicator that is used for inserting the tampon (tampon not shown);

FIG. 18 is a front view thereof;

FIG. 19 is a right side view thereof;

FIG. 20 is a back view thereof;

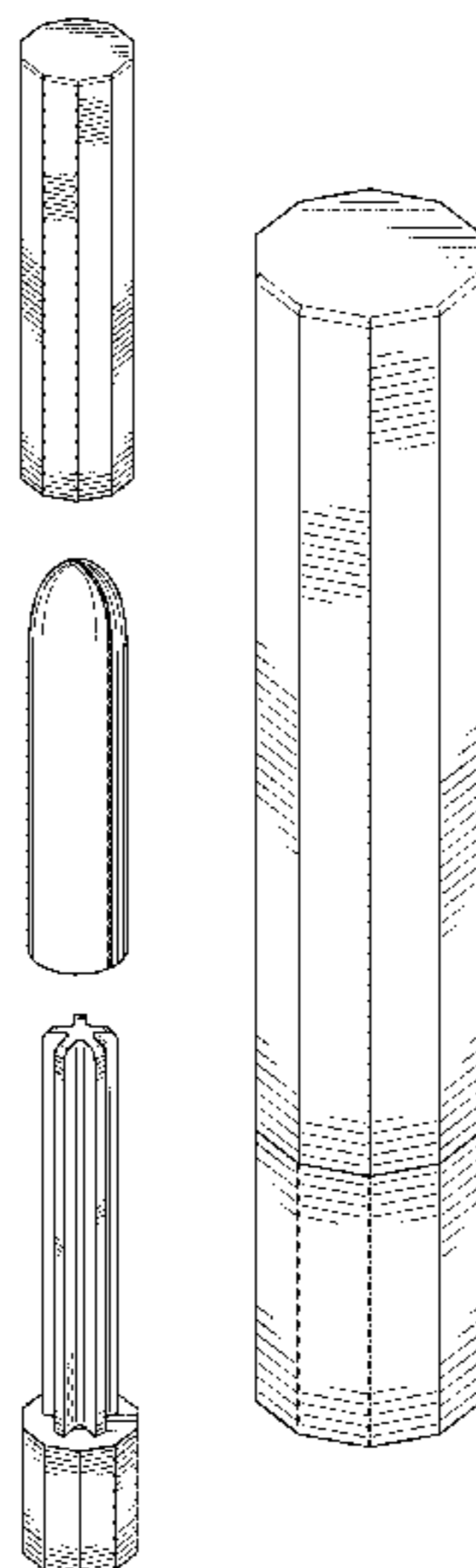
FIG. 21 is a left side view thereof;

FIG. 22 is a top view thereof; and,

FIG. 23 is a bottom view thereof.

The broken lines shown in the figures are included for the purpose of illustrating portions of the reusable tampon applicator and form no part of the claimed design.

**1 Claim, 4 Drawing Sheets**



(56)

**References Cited**

U.S. PATENT DOCUMENTS

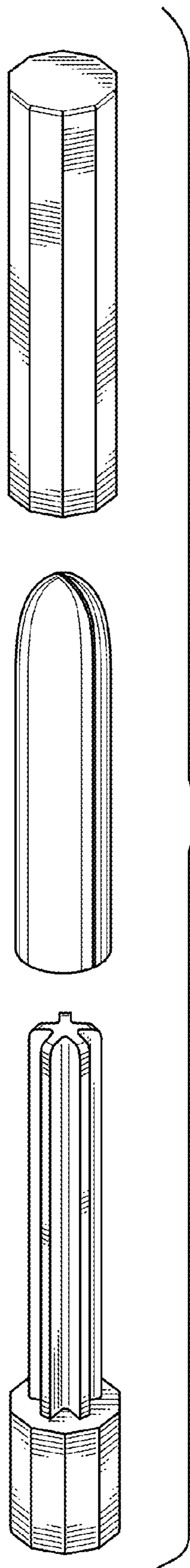
D250,049 S 10/1978 Hite  
 D250,663 S 12/1978 Koch et al.  
 4,148,317 A 4/1979 Loyer  
 4,286,595 A \* 9/1981 Ring ..... 604/16  
 5,041,080 A \* 8/1991 Shimatani et al. .... 604/11  
 5,247,941 A \* 9/1993 Andresen ..... 604/11  
 5,300,075 A \* 4/1994 Gordon ..... D24/127  
 5,389,068 A \* 2/1995 Keck ..... 604/15  
 D415,565 S 10/1999 Hayes et al.  
 D427,424 S 7/2000 Conway  
 D432,784 S 10/2000 Conway  
 D477,075 S 7/2003 Schoelling  
 D484,681 S 1/2004 Eldon et al.  
 6,923,789 B2 \* 8/2005 LeMay et al. .... 604/18  
 D515,212 S 2/2006 Edgett et al.  
 D516,716 S 3/2006 Weber et al.  
 D517,210 S 3/2006 Weber et al.  
 7,338,462 B2 \* 3/2008 Minoguchi et al. .... 604/14  
 D585,548 S 1/2009 Sargent et al.  
 D612,940 S 3/2010 Edgett et al.  
 7,704,242 B2 \* 4/2010 LeMay et al. .... 604/385.17  
 D619,478 S 7/2010 Drewnowski et al.  
 D626,650 S 11/2010 Edgett et al.

7,833,210 B2 \* 11/2010 Schoelling ..... 604/385.17  
 8,029,485 B2 10/2011 Jensen  
 8,556,845 B2 \* 10/2013 Lemay et al. .... 604/15  
 8,574,210 B2 \* 11/2013 Van Ingelgem et al. . 604/385.17  
 2014/0155810 A1 6/2014 Buell

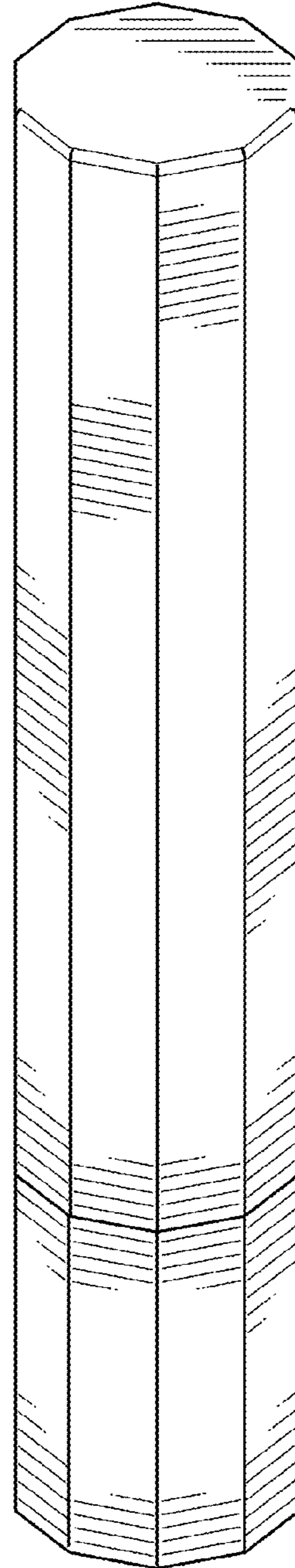
OTHER PUBLICATIONS

Beautydeals, "Sprayco Microban Tampon Case," website available at: <https://www.beautydeals.net/shop/details.html?id=13573> Accessed on Jul. 27, 2014.  
 The Find, "Tampon holder case," website available at <http://www.thefind.com/family/info-tampon-holder-case> Accessed on Jul. 27, 2014.  
 TBOX, "Tampon Holder," website available at <http://tboxgirl.com/> Accessed on Jul. 27, 2014.  
 Kosmetik, "Lipstick holder tampon case," website available at <http://mocoloco.com/art/archives/005969.php> Accessed on Jul. 27, 2014.  
 Tampax, "Tampax Tampons," website available at: <http://www.tampax.com/en-us/products/pearl/tampax-pearl-active-regular-tampons.aspx> Accessed on Jul. 27, 2014.  
 Playtex, "Tampon guide," website available at <http://www.playtexplayon.com/first-time-users/how-to-use> Accessed on Jul. 27, 2014.

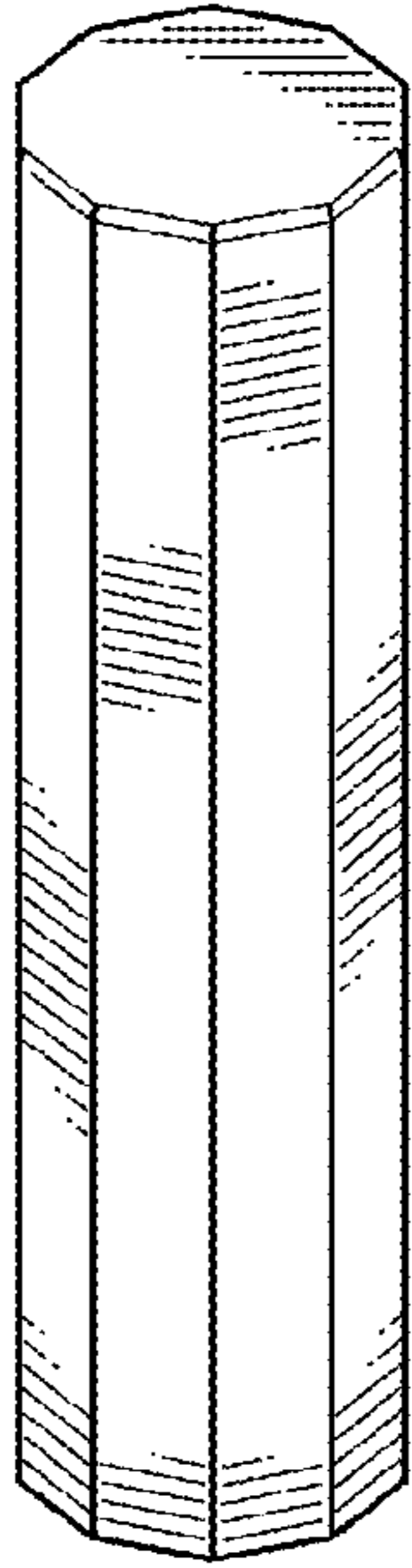
\* cited by examiner



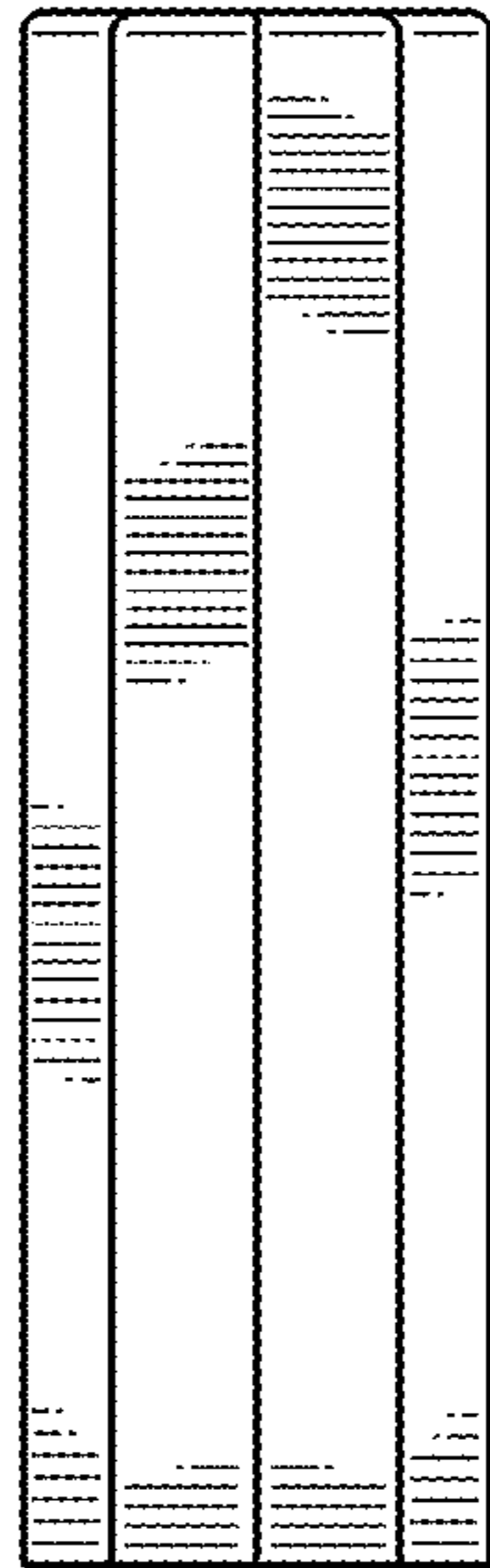
**Fig. 2**



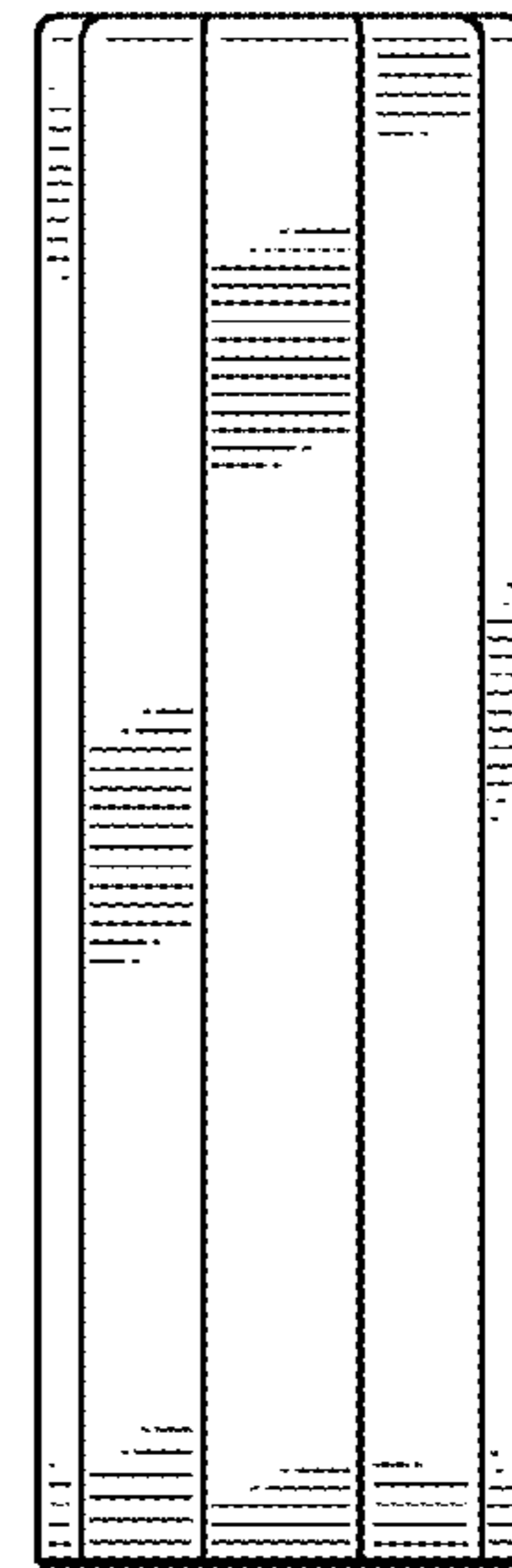
**Fig. 3**



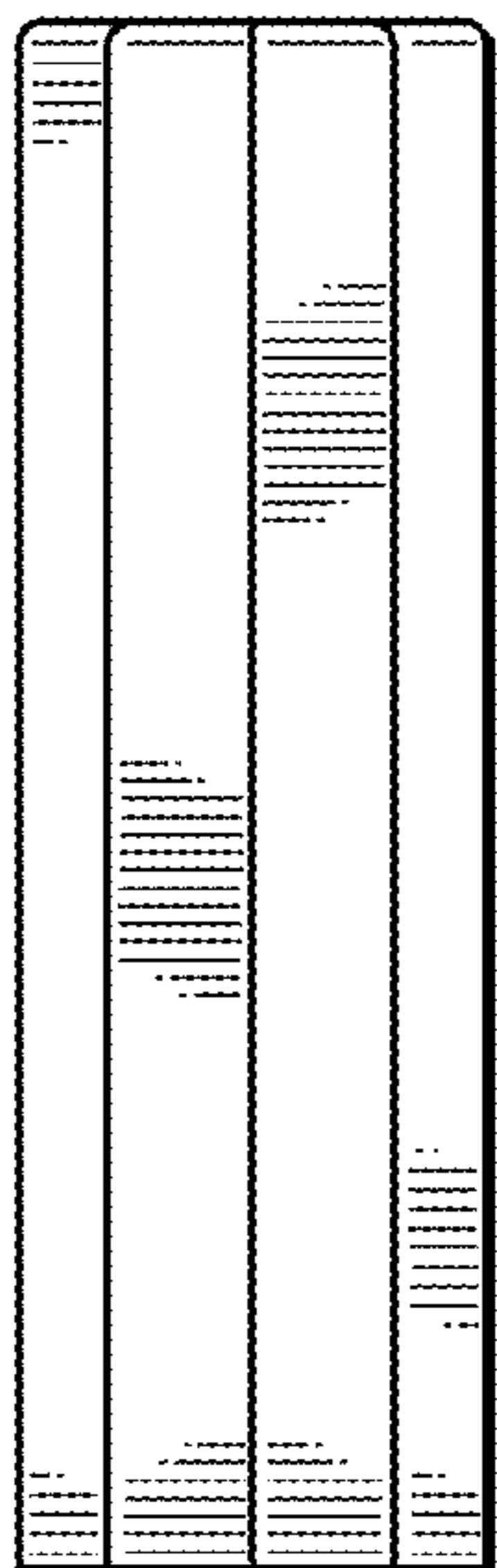
**Fig. 4**



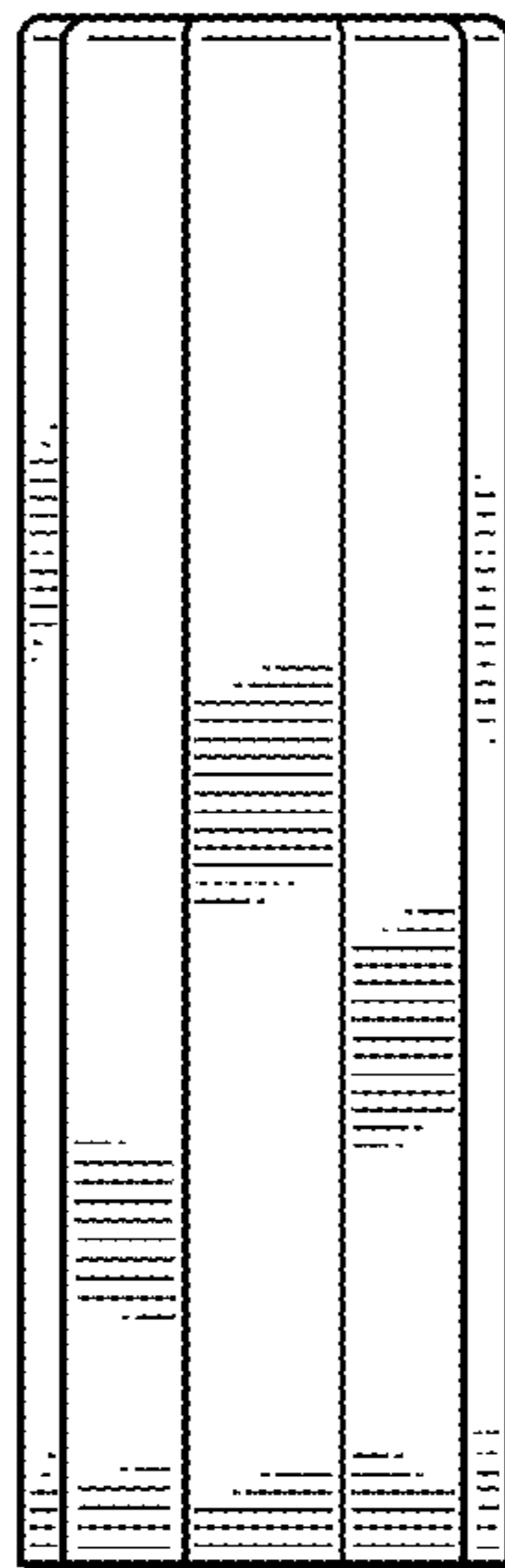
**Fig. 5**



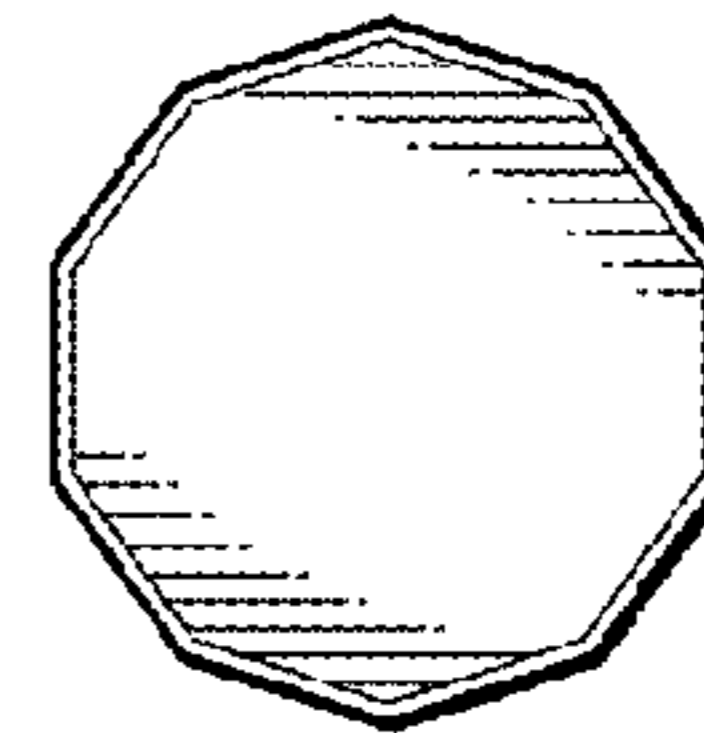
**Fig. 6**



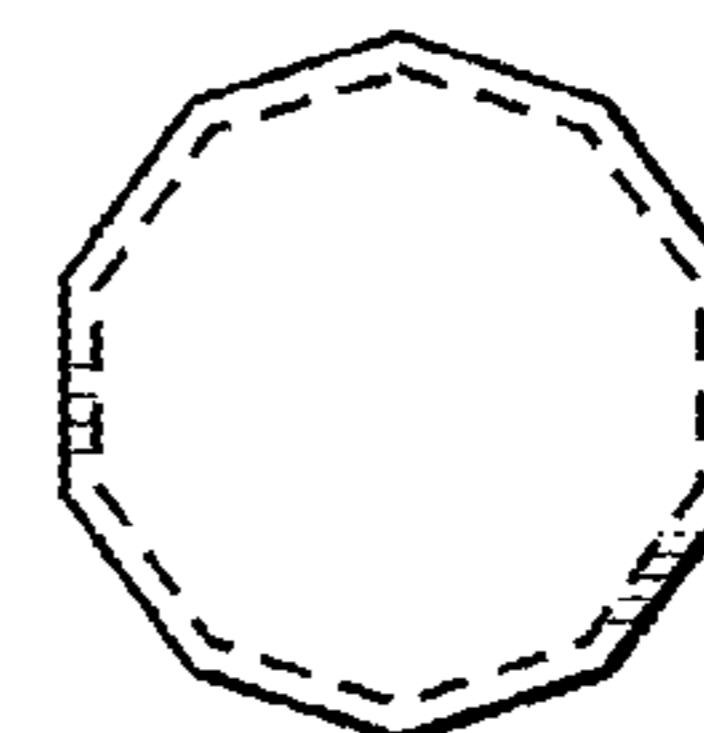
**Fig. 7**



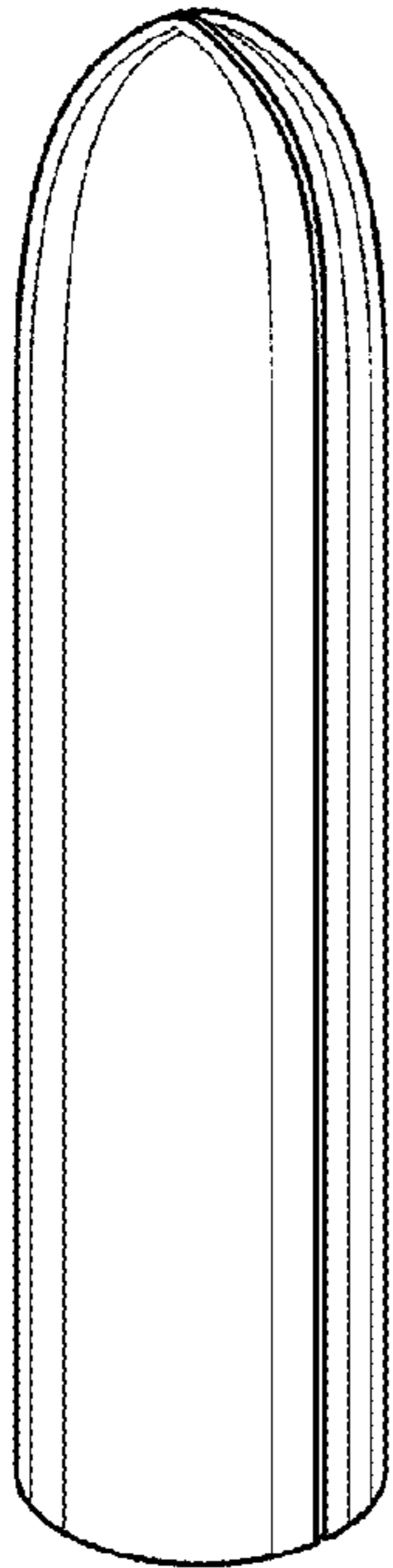
**Fig. 8**




**Fig. 9**




**Fig. 10**




**Fig. 11**




**Fig. 12**



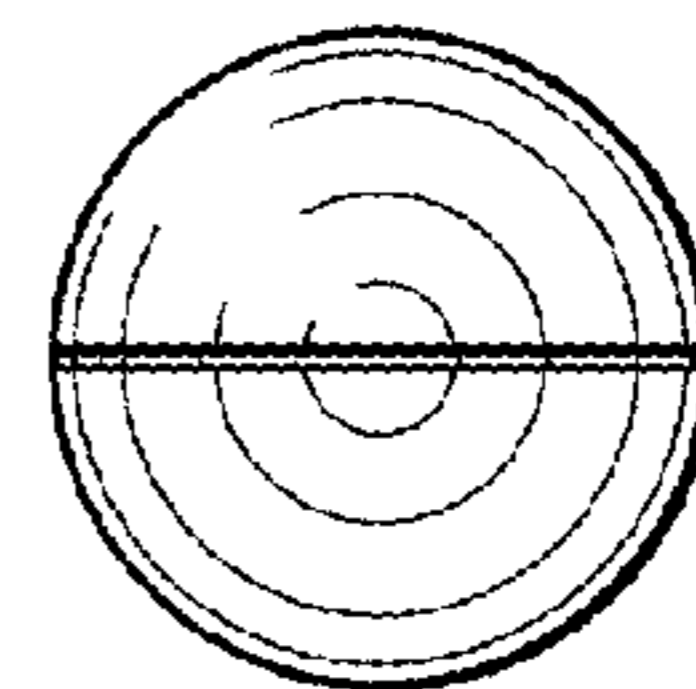
**Fig. 13**



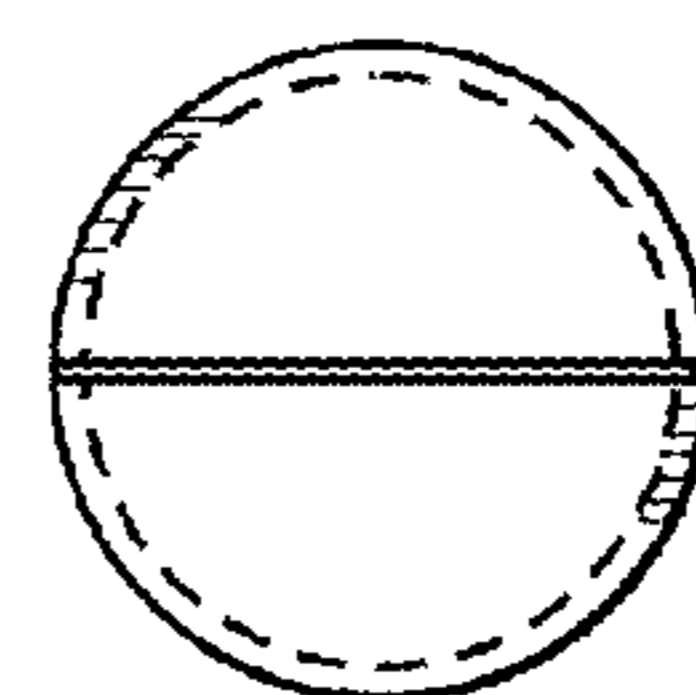
**Fig. 14**



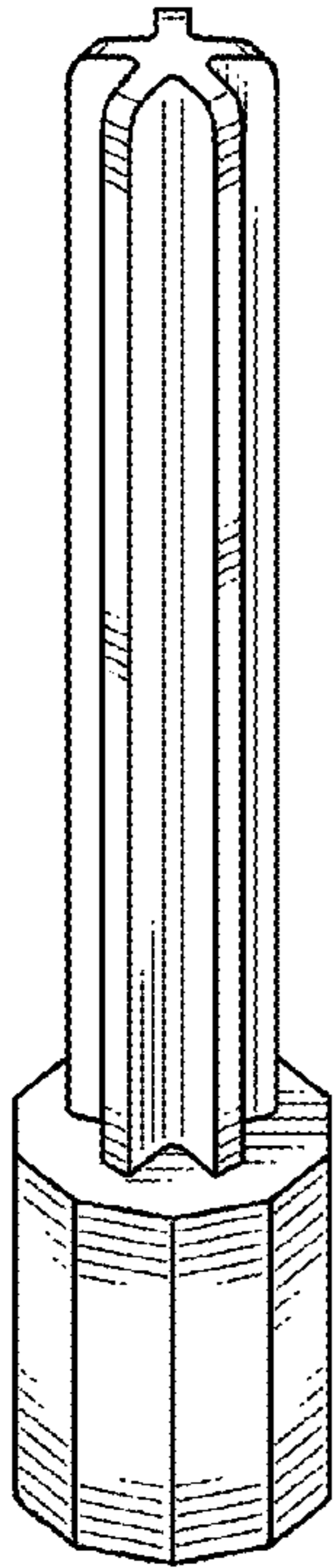
**Fig. 15**



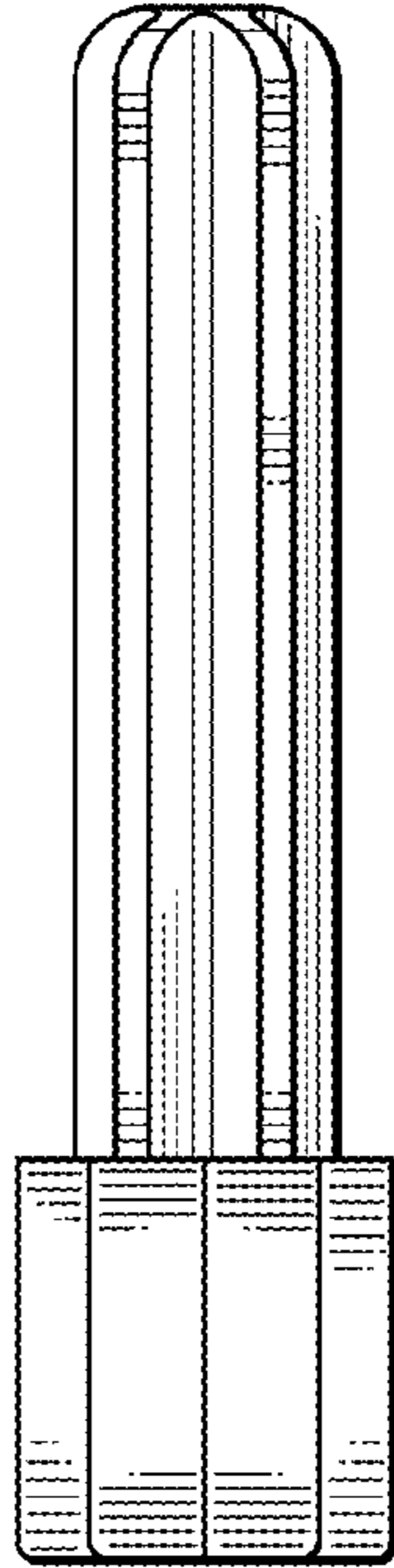
**Fig. 16**



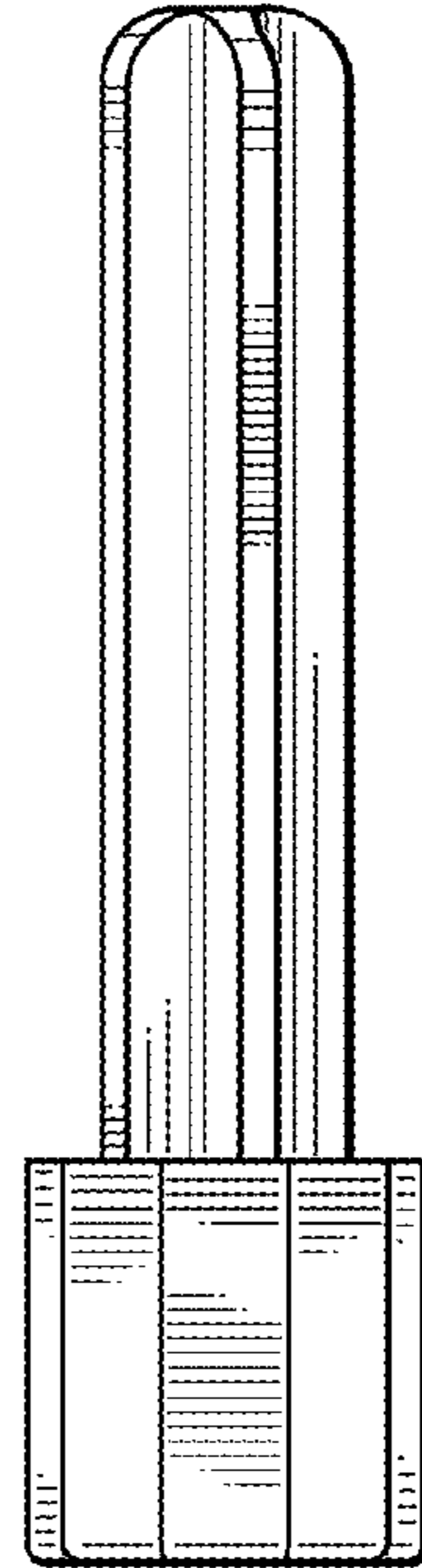
**Fig. 17**



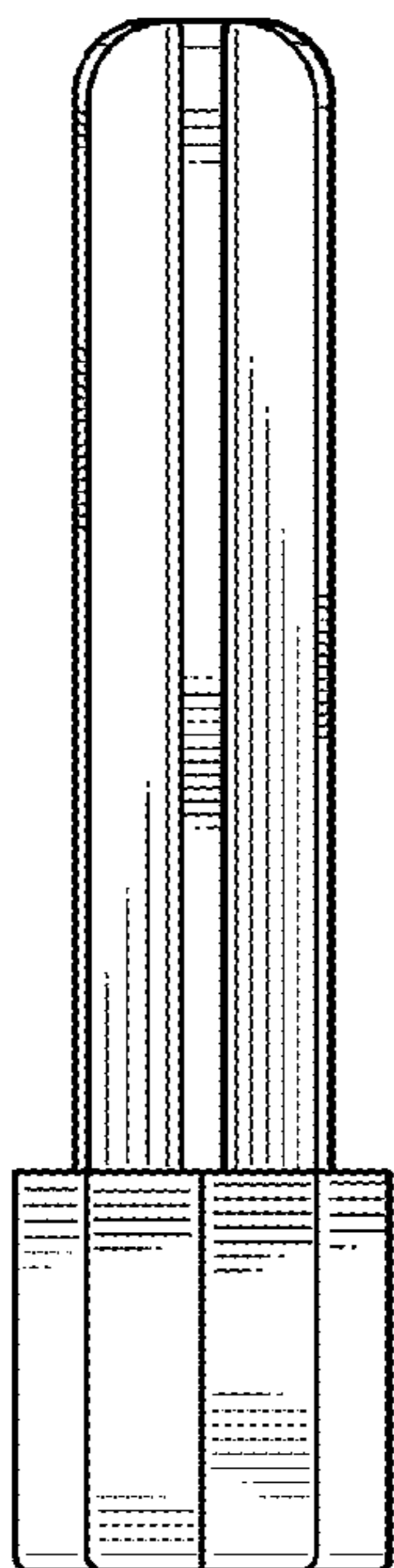
**Fig. 18**



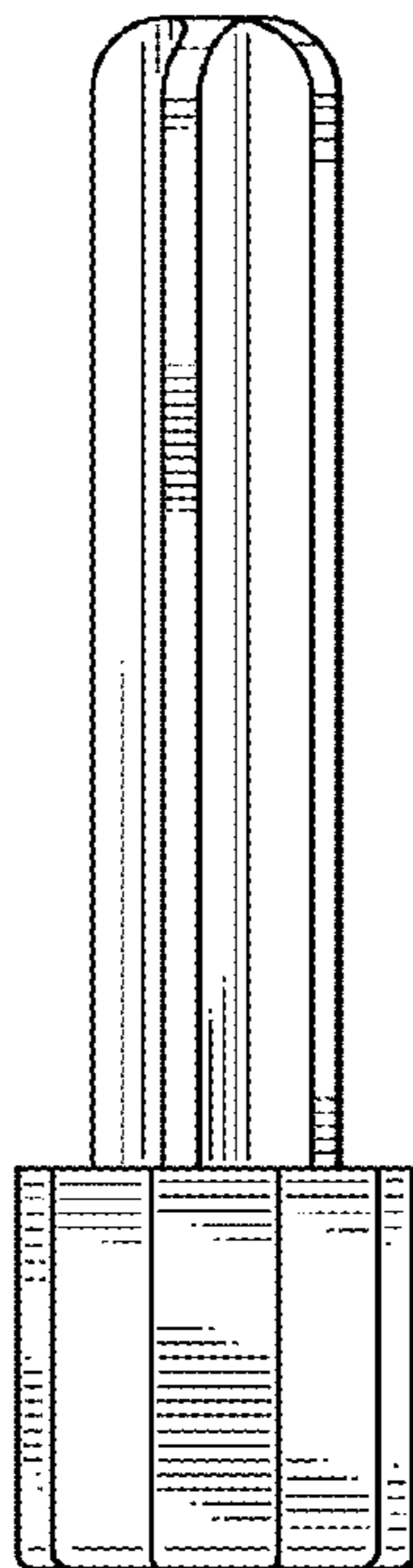
**Fig. 19**



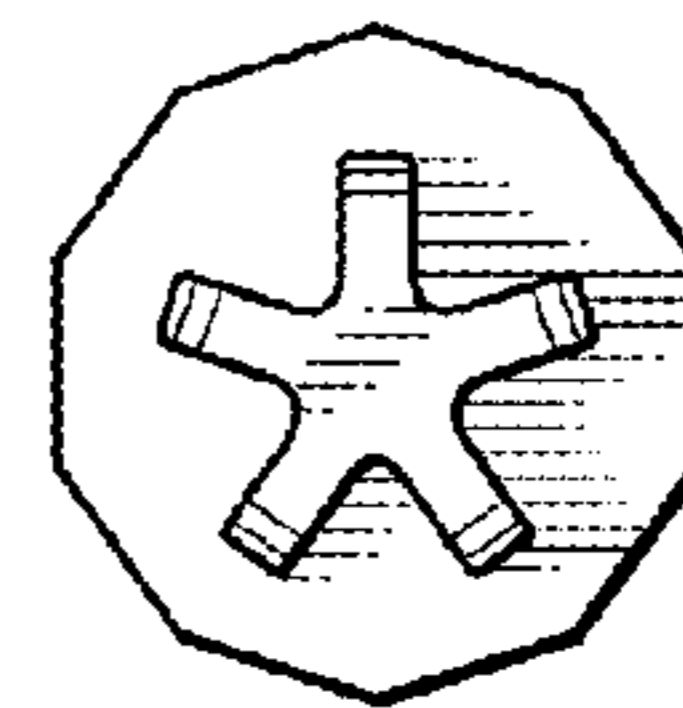
**Fig. 20**



**Fig. 21**



**Fig. 22**



**Fig. 23**

