



US00D719615S

(12) **United States Design Patent**
Inoue et al.

(10) **Patent No.:** **US D719,615 S**

(45) **Date of Patent:** **** Dec. 16, 2014**

(54) **GAME MACHINE**

(71) Applicant: **Konami Gaming, Inc.**, Las Vegas, NV
(US)

(72) Inventors: **Atsushi Inoue**, Zama (JP); **Masato Okuaki**, Zama (JP)

(73) Assignee: **Konami Gaming, Inc.**, Las Vegas, NV
(US)

(**) Term: **14 Years**

(21) Appl. No.: **29/467,441**

(22) Filed: **Sep. 19, 2013**

(51) **LOC (10) Cl.** **21-03**

(52) **U.S. Cl.**
USPC **D21/370; D21/385**

(58) **Field of Classification Search**
CPC A63F 59/04
USPC D21/324–329, 369–370; 273/146;
463/17, 20, 46–47
See application file for complete search history.

(56) **References Cited**

U.S. PATENT DOCUMENTS

D622,781 S * 8/2010 Lesley et al. D21/369

D633,950 S * 3/2011 Terpstra et al. D21/369
D646,336 S * 10/2011 Kelly et al. D21/370
D646,337 S * 10/2011 Kelly et al. D21/370
D649,605 S * 11/2011 Terpstra et al. D21/370
D685,033 S * 6/2013 Wudtke D21/370

* cited by examiner

Primary Examiner — Sandra Morris

(74) *Attorney, Agent, or Firm* — Howard & Howard
Attorneys PLLC

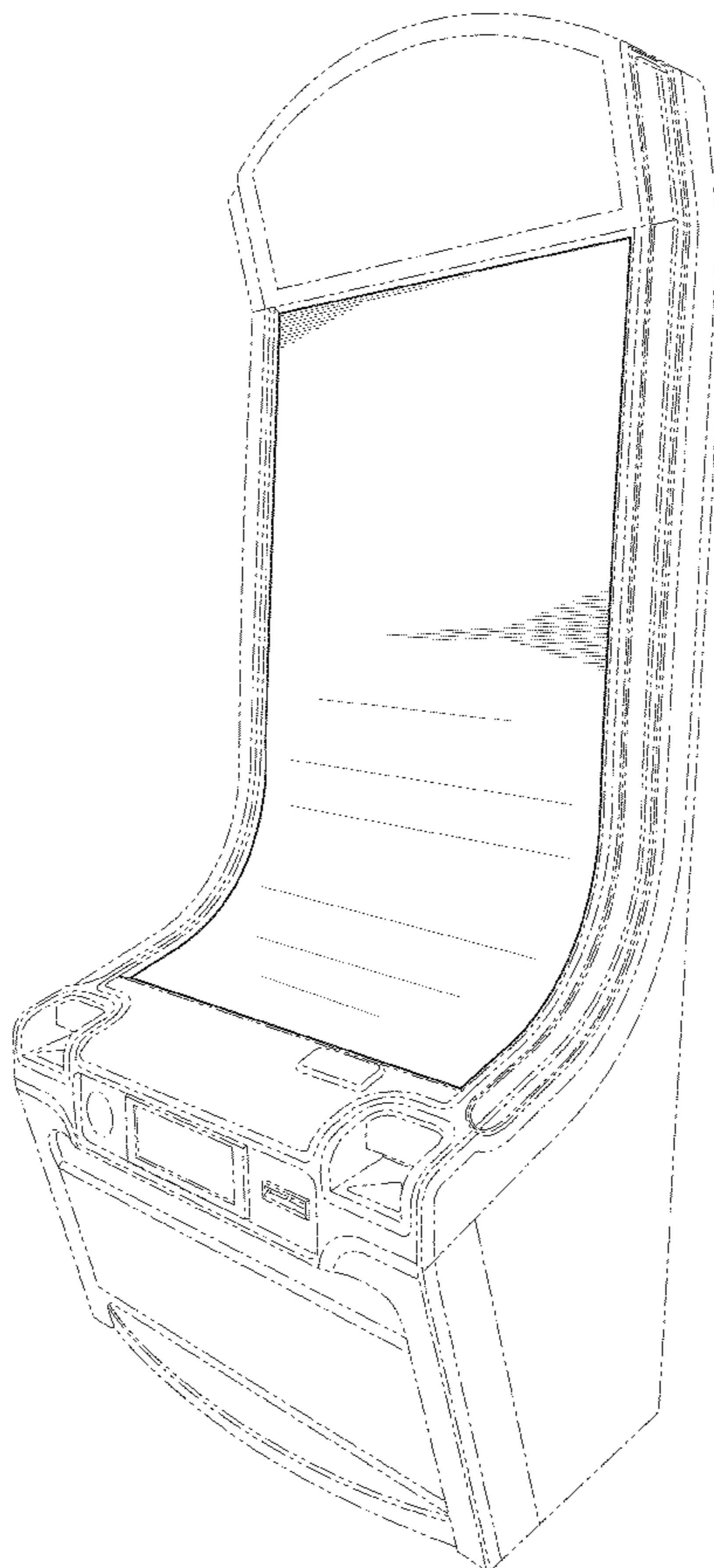
(57) **CLAIM**

We claim the ornamental design for a game machine, as shown and described.

DESCRIPTION

FIG. 1 is a first perspective view of the new design of a game machine;
FIG. 2 is a front view of the new design of a game machine;
FIG. 3 is a left side elevation view of the game machine;
FIG. 4 is a right side elevation view of the game machine;
FIG. 5 is a rear view of the game machine;
FIG. 6 is a top view of the game machine; and,
FIG. 7 is a bottom view of the game machine.
The broken lines shown in the figures are for illustrative purposes only and form no part of the claimed design.

1 Claim, 5 Drawing Sheets



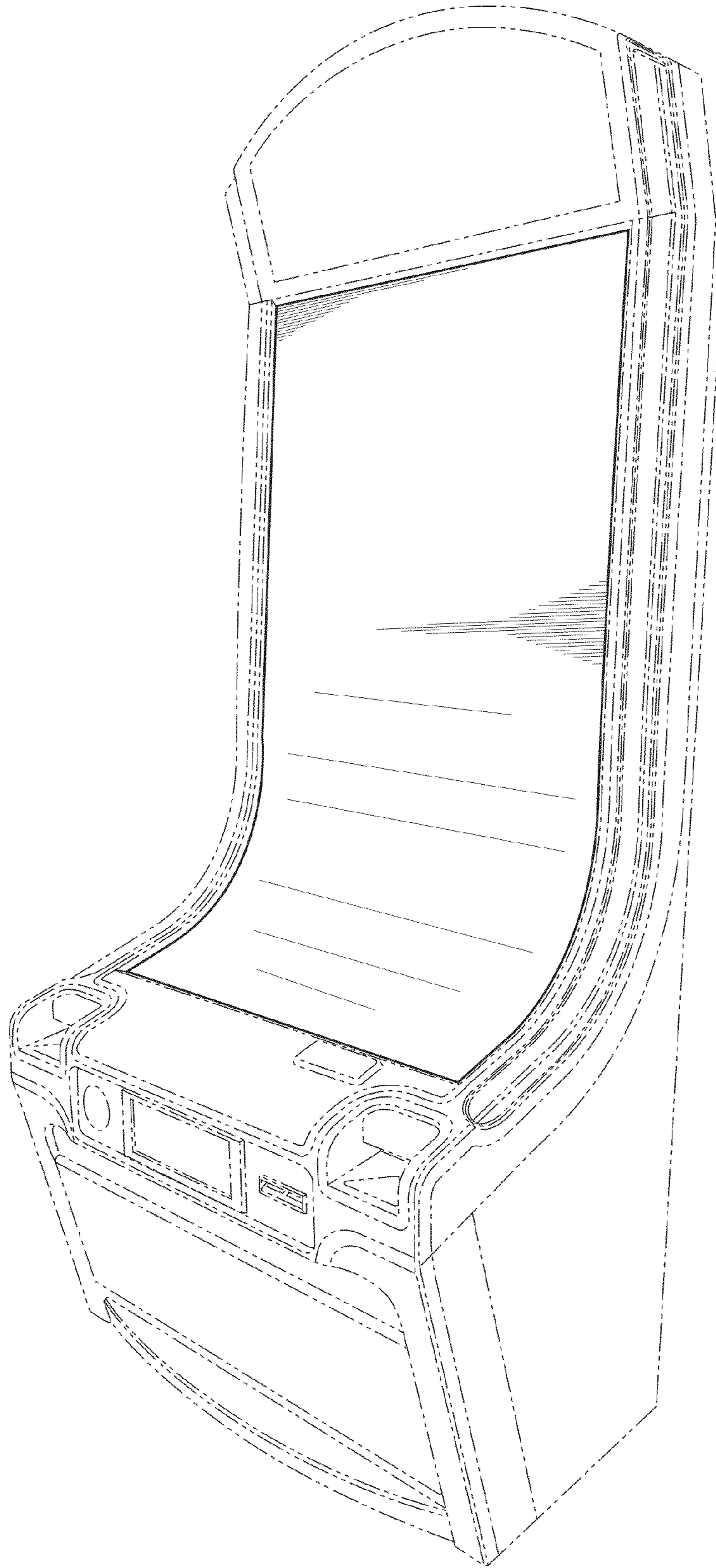



FIG. 1

FIG. 2



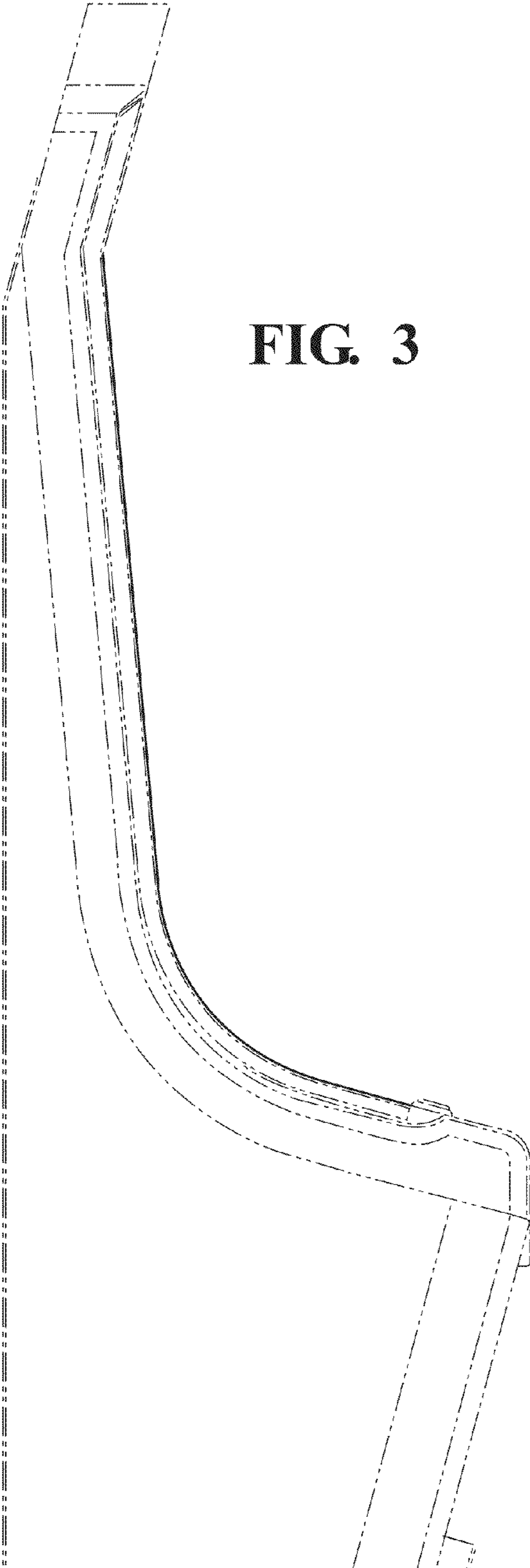


FIG. 3

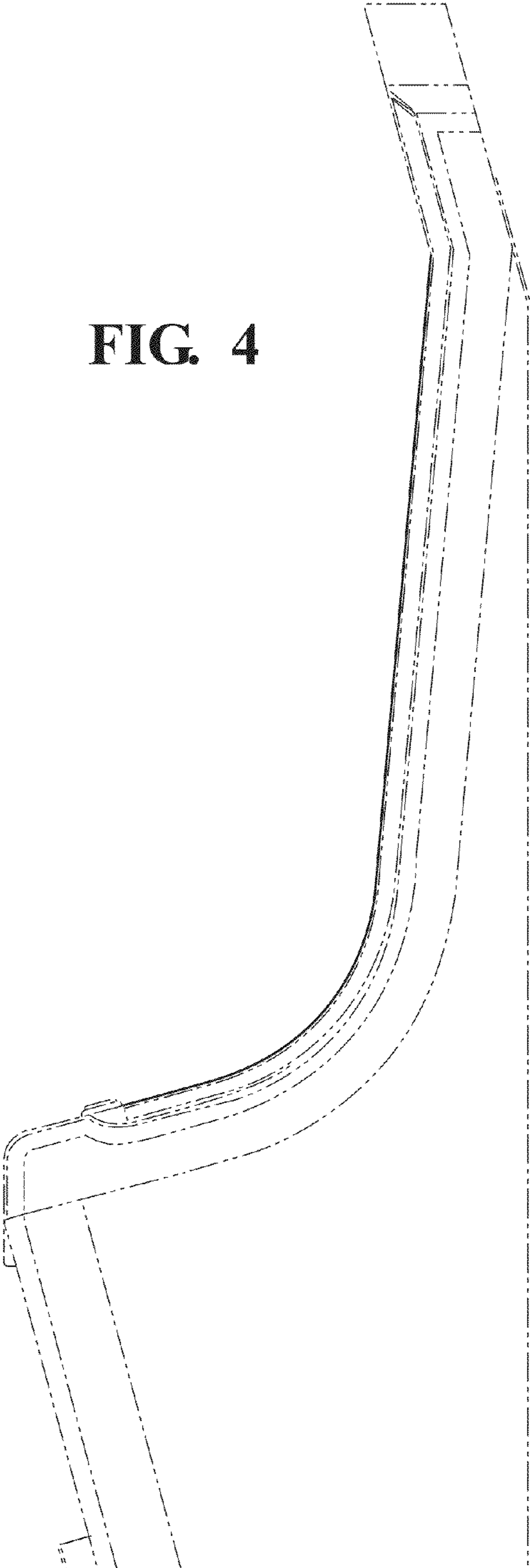


FIG. 4

FIG. 5



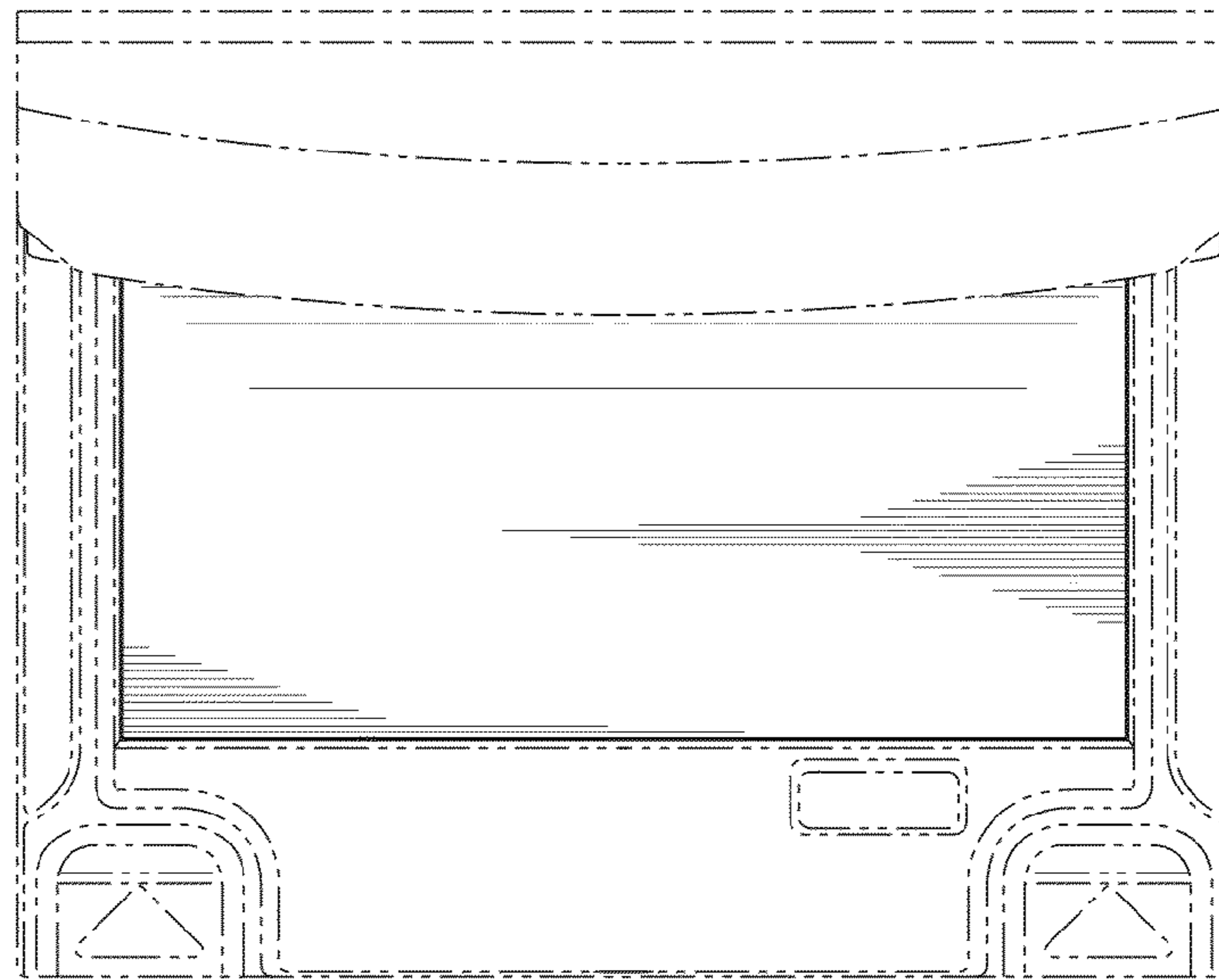


FIG. 6



FIG. 7