



US00D719591S

(12) **United States Design Patent**
Kurusu

(10) **Patent No.:** **US D719,591 S**

(45) **Date of Patent:** **** Dec. 16, 2014**

(54) **SUBSTRATE CLEANING TOOL**
(71) Applicant: **Tokyo Electron Limited**, Tokyo (JP)
(72) Inventor: **Kento Kurusu**, Kumamoto (JP)
(73) Assignee: **Tokyo Electron Limited**, Tokyo (JP)
(**) Term: **14 Years**

D563,186	S	*	3/2008	Ahn	D8/70
D619,152	S	*	7/2010	Evatt et al.	D15/138
D623,034	S	*	9/2010	Evatt et al.	D8/70
D630,656	S	*	1/2011	Lambert et al.	D15/139
D633,769	S	*	3/2011	Evatt et al.	D8/70
D646,542	S	*	10/2011	Wackwitz	D8/70
D648,762	S	*	11/2011	Mack	D15/140
8,522,799	B2	*	9/2013	Freer et al.	134/60
2002/0035763	A1	*	3/2002	Hirose et al.	15/77

* cited by examiner

(21) Appl. No.: **29/466,456**
(22) Filed: **Sep. 9, 2013**

Primary Examiner — Patricia Palasik
(74) *Attorney, Agent, or Firm* — Abelman, Frayne & Schwab

(30) **Foreign Application Priority Data**
Apr. 17, 2013 (JP) 2013-008652
(51) **LOC (10) Cl.** **15-09**
(52) **U.S. Cl.**
USPC **D15/138**
(58) **Field of Classification Search**
USPC D8/70, 71; D15/138, 139, 144, 144.1,
D15/144.2; 15/77, 88.2, 320; 134/60, 94.1,
134/95.1, 95.2, 99.1
See application file for complete search history.

(57) **CLAIM**
The ornamental design for a substrate cleaning tool, as shown and described.

(56) **References Cited**
U.S. PATENT DOCUMENTS
5,647,083 A * 7/1997 Sugimoto et al. 15/77
6,412,134 B1 * 7/2002 Oikawa 15/102
6,554,010 B1 * 4/2003 Hirose et al. 134/153

DESCRIPTION

FIG. 1 is a front, left and top perspective view of the substrate cleaning tool showing the new design; FIG. 2 is a front elevation view thereof; FIG. 3 is a rear elevation view thereof; FIG. 4 is a left side elevation view thereof; FIG. 5 is a top plan view thereof; and, FIG. 6 is a cross-sectional view taken along line 6-6 in FIG. 2. The right side elevation view is a mirror image of the left side, and the bottom view is a mirror image of the top plan view. The broken lines illustrate portions of the substrate cleaning tool that form no part of the claimed design.

1 Claim, 6 Drawing Sheets

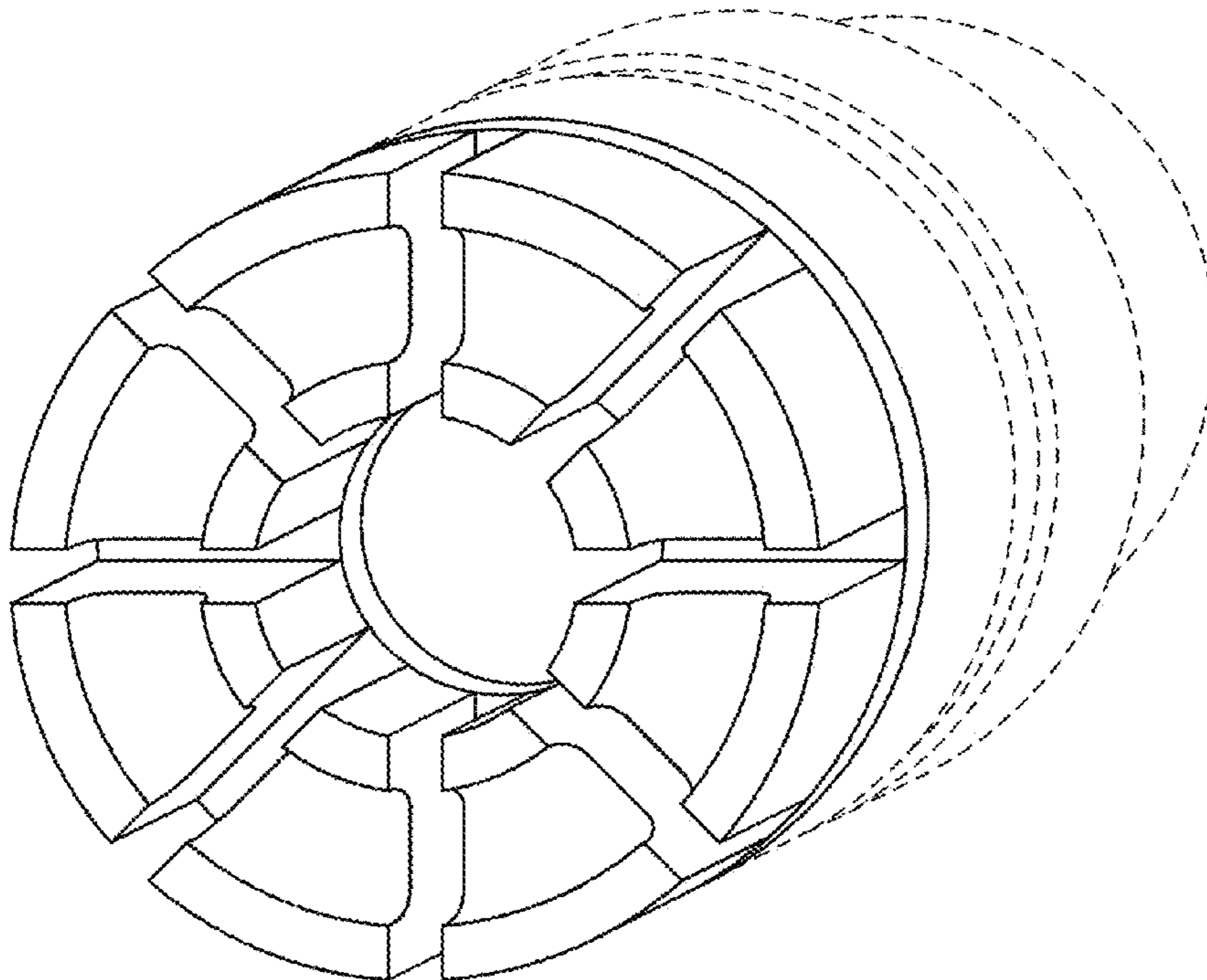


FIG.1

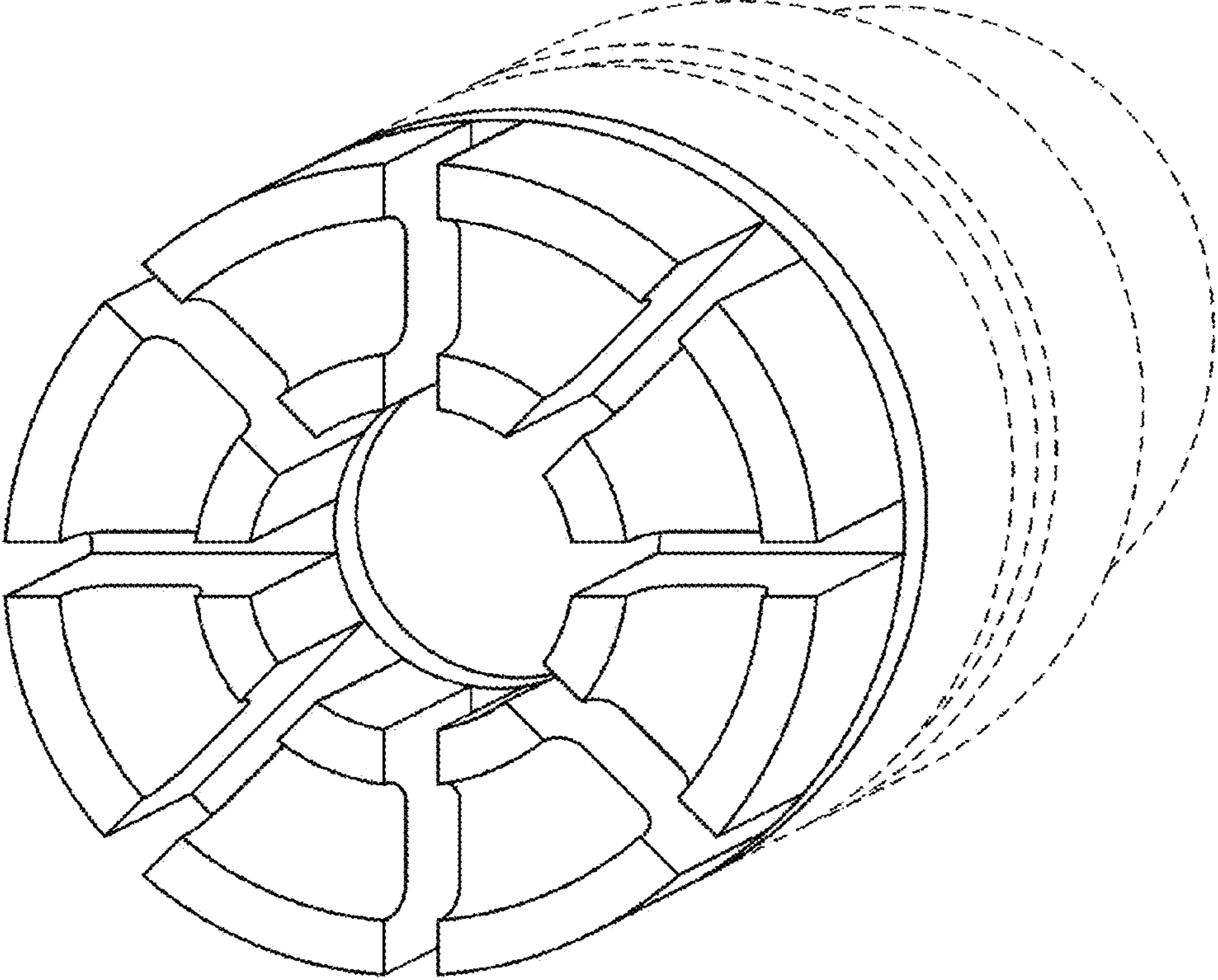


FIG.2




FIG.3

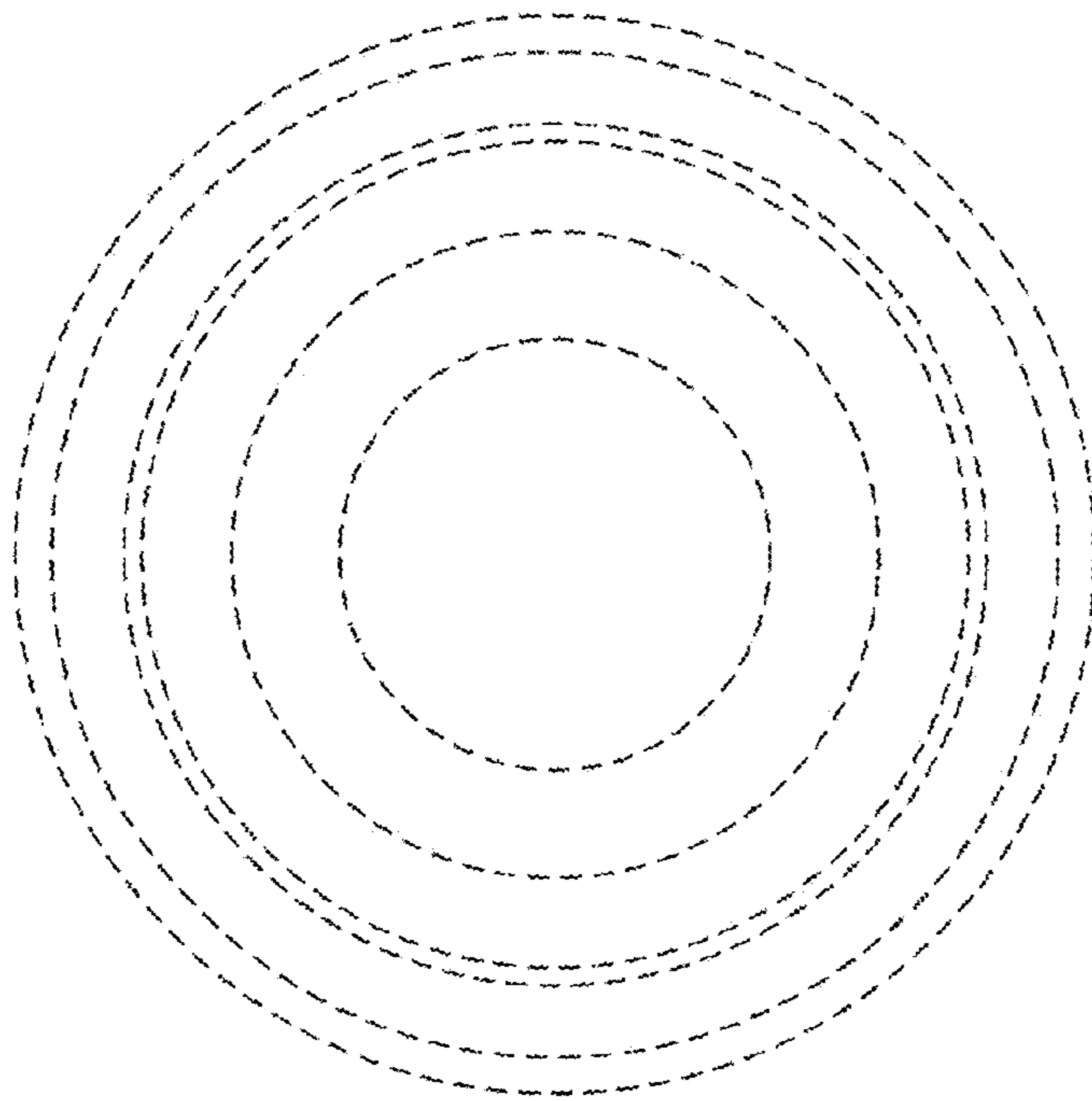


FIG. 4




FIG.5




FIG. 6

