



US00D719589S

(12) **United States Design Patent**
Park et al.

(10) **Patent No.:** **US D719,589 S**

(45) **Date of Patent:** **** Dec. 16, 2014**

(54) **DUCT FOR REFRIGERATOR**

(71) Applicant: **Samsung Electronics Co., Ltd.**,
Suwon-si (KR)

(72) Inventors: **Seojin Park**, Yongin-si (KR); **Dajeong Kim**, Seoul (KR)

(73) Assignee: **Samsung Electronics Co., Ltd.** (KR)

(**) Term: **14 Years**

(21) Appl. No.: **29/464,942**

(22) Filed: **Aug. 22, 2013**

(30) **Foreign Application Priority Data**

Feb. 22, 2013 (KR) 30-2013-0009408

(51) **LOC (10) Cl.** **15-07**

(52) **U.S. Cl.**
USPC **D15/89**

(58) **Field of Classification Search**

USPC D15/79-90; 312/116, 138.1, 236,
312/321.5, 330.1, 400-409, 351, 139.2,
312/128.3; 62/3.1-3.64, 98, 236, 275, 293,
62/331, 344, 352, 371, 440, 467, 529, 531
See application file for complete search history.

(56) **References Cited**

U.S. PATENT DOCUMENTS

D89,535 S * 3/1933 Replogle D15/89
D405,099 S * 2/1999 Wood D15/89

D471,923 S * 3/2003 Park et al. D15/89
D634,760 S * 3/2011 Fergot et al. D15/89
D645,484 S * 9/2011 Saubert et al. D15/89
D656,969 S * 4/2012 Tang et al. D15/89
D668,276 S * 10/2012 Jungwirth D15/89
D694,296 S * 11/2013 Coulter et al. D15/89
D697,094 S * 1/2014 Coulter et al. D15/89

* cited by examiner

Primary Examiner — Thomas Johannes

Assistant Examiner — Khawaja Anwar

(74) *Attorney, Agent, or Firm* — Cantor Colburn LLP

(57) **CLAIM**

We claim, the ornamental design for a duct for refrigerator, as shown and described.

DESCRIPTION

FIG. 1 is the front perspective view of a duct for refrigerator showing our new design;
FIG. 2 is a front elevation view thereof;
FIG. 3 is a rear elevation view thereof;
FIG. 4 is a side elevation view thereof;
FIG. 5 is another side elevation view thereof;
FIG. 6 is a top plan view thereof;
FIG. 7 is a bottom plan view thereof; and,
FIG. 8 is a front elevation view thereof, showing duct for refrigerator installed in a typical unclaimed environment.
The broken lines in the drawings show unclaimed environment only and form no part of the claimed design.

1 Claim, 7 Drawing Sheets

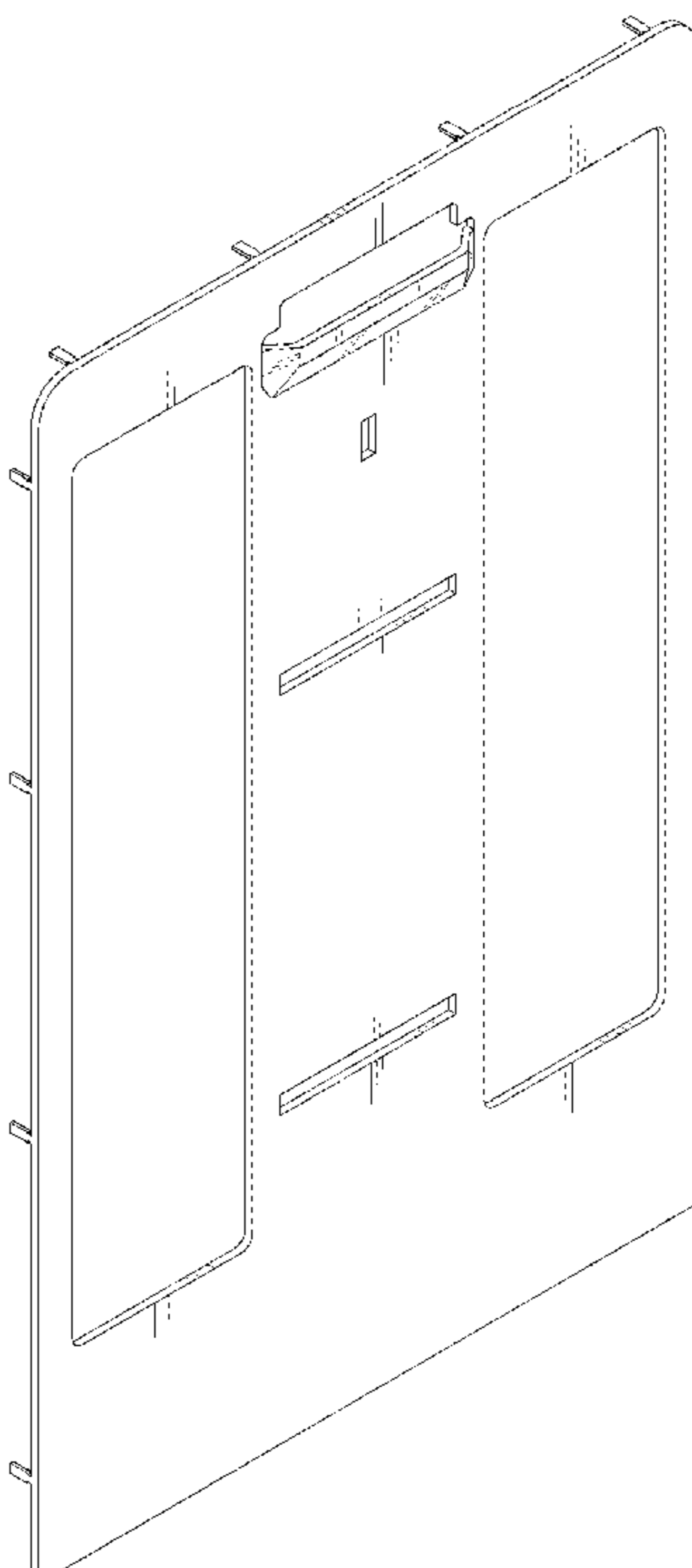


FIG. 1

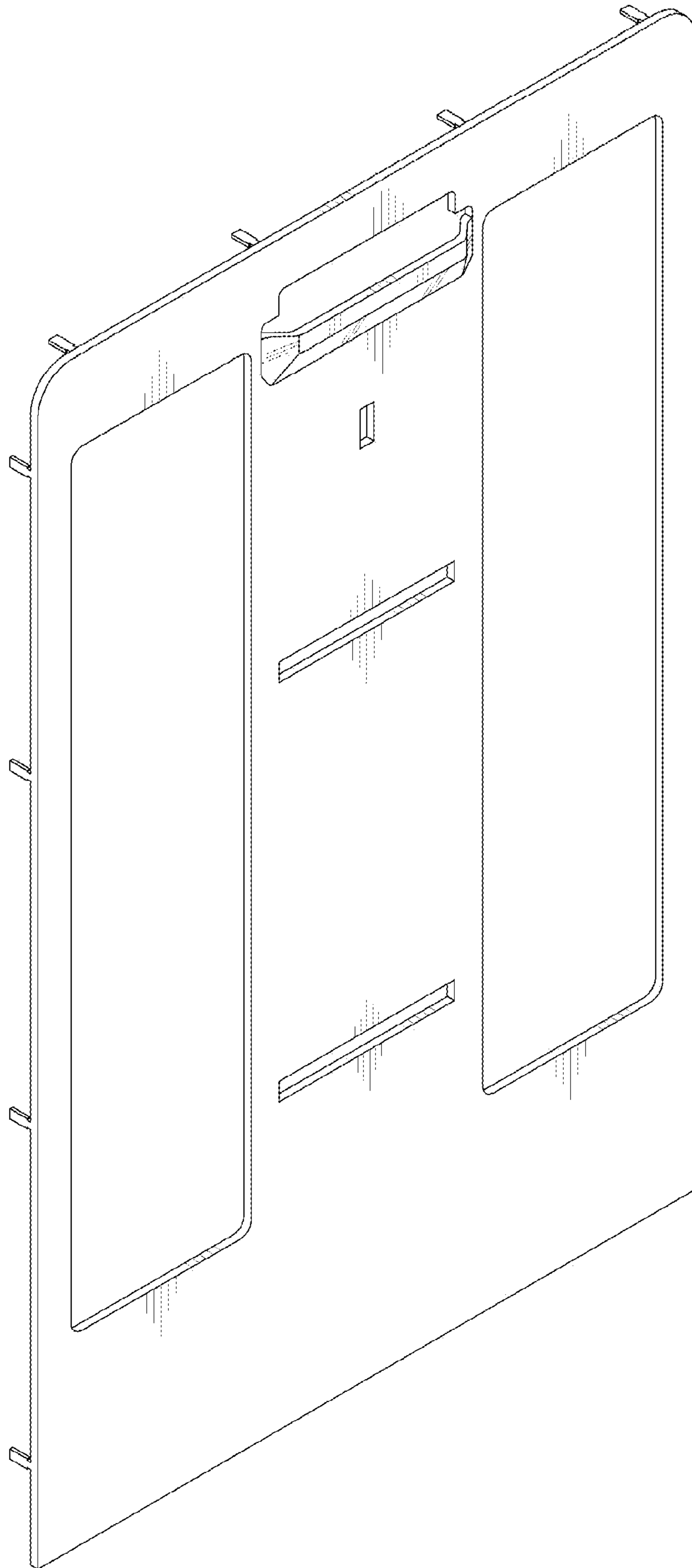


FIG. 2

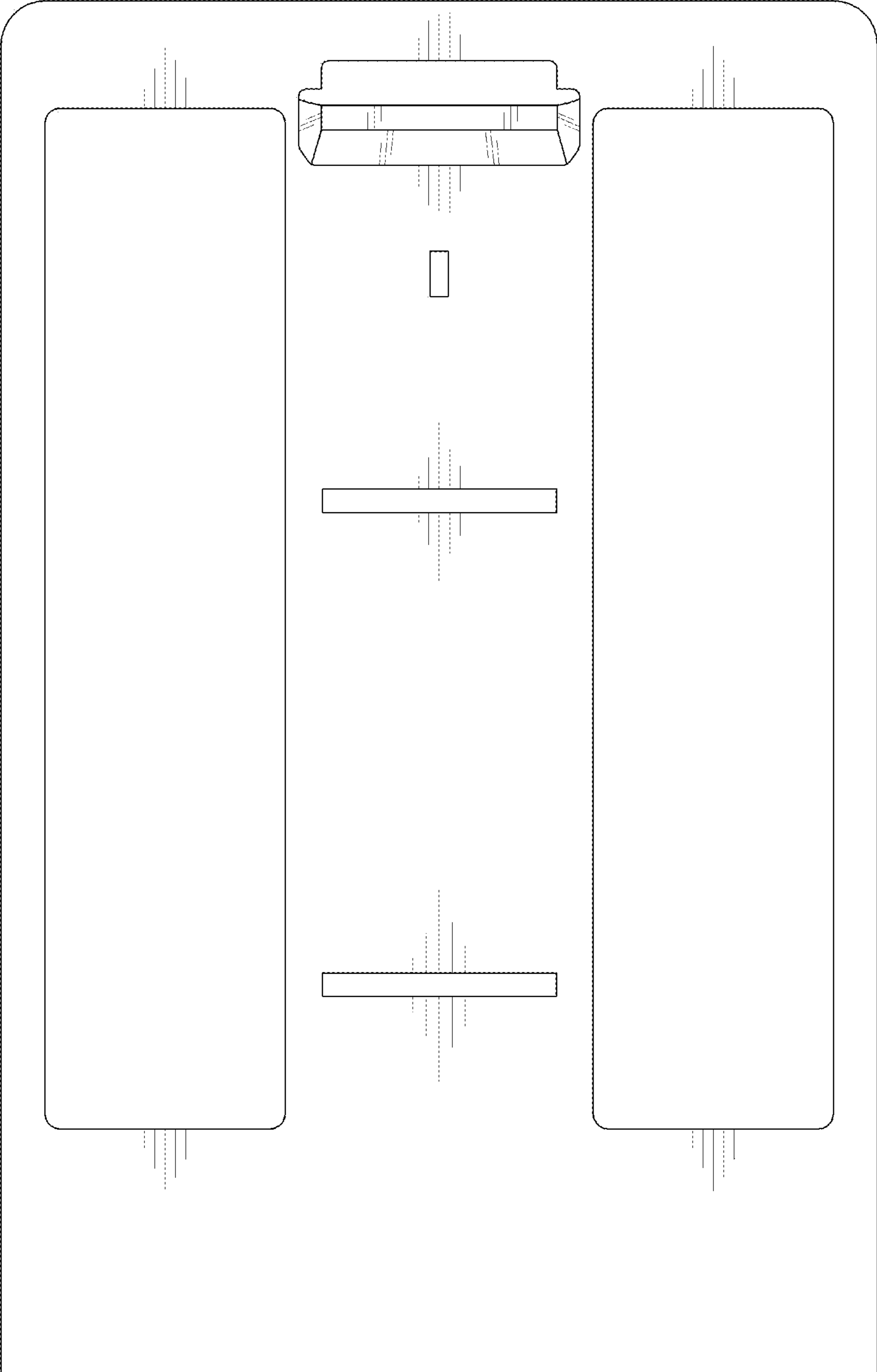


FIG. 3

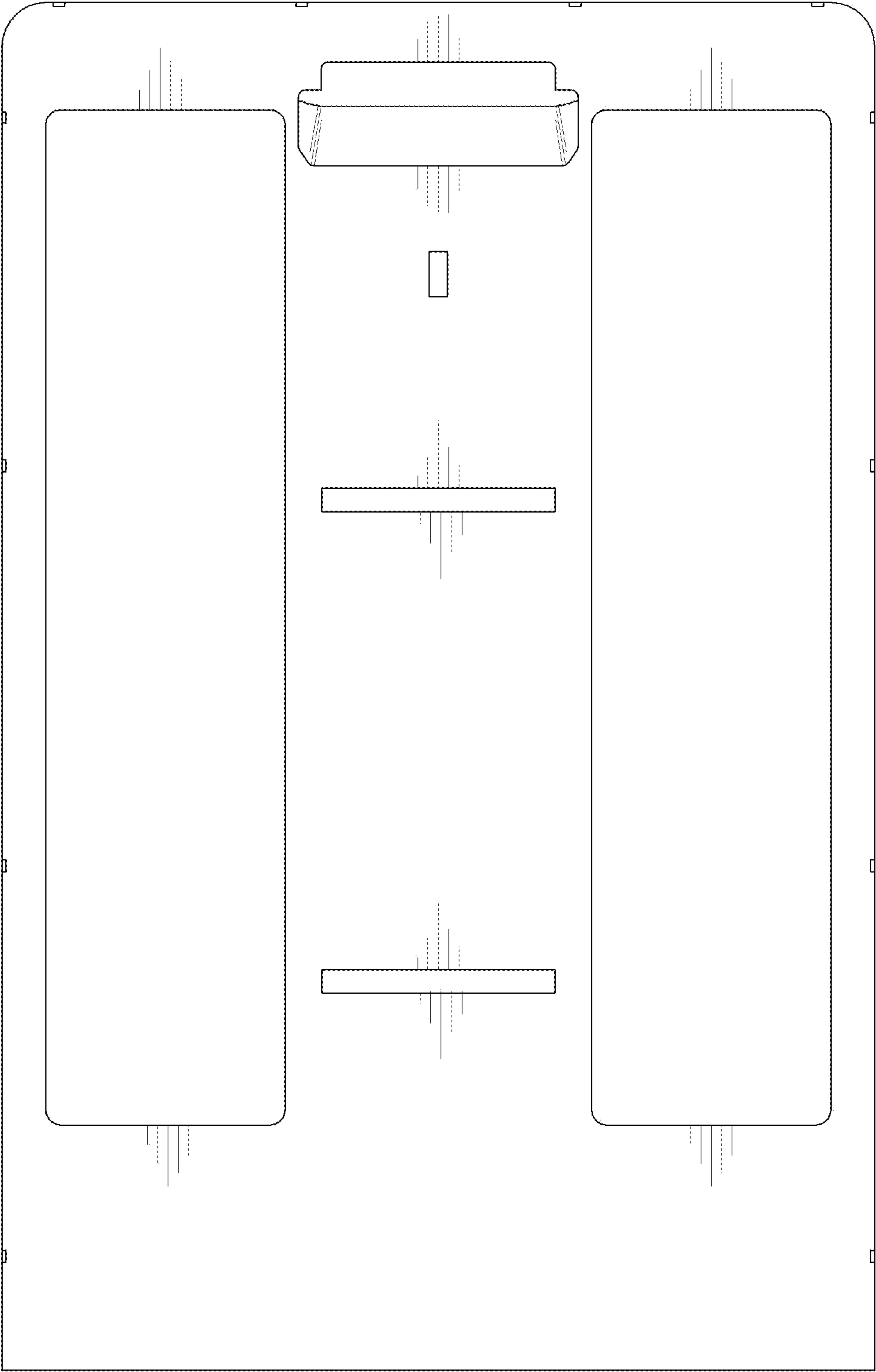


FIG. 4

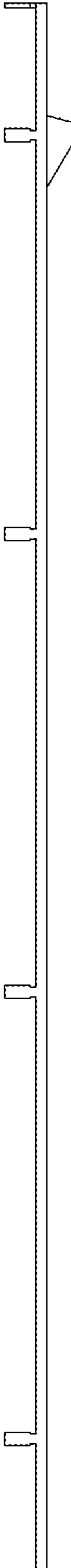


FIG. 5

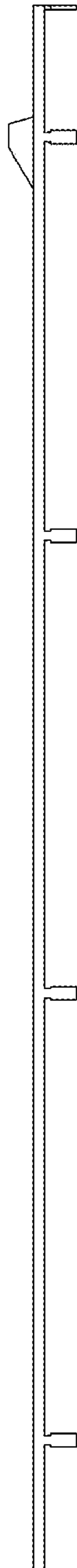


FIG. 6

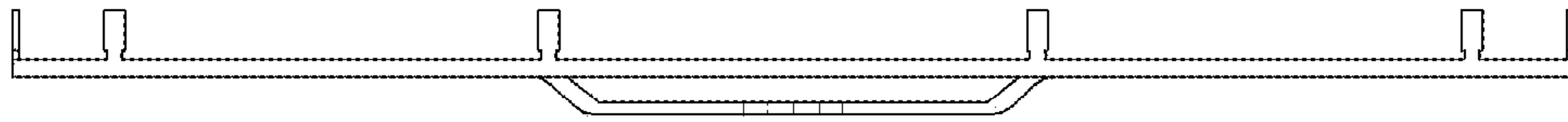


FIG. 7



FIG. 8

