



US00D719584S

(12) **United States Design Patent**
Wu

(10) **Patent No.:** **US D719,584 S**

(45) **Date of Patent:** **** Dec. 16, 2014**

(54) **DISPLAY SCREEN OR PORTION THEREOF WITH GRAPHICAL USER INTERFACE**

(56) **References Cited**

U.S. PATENT DOCUMENTS

(71) Applicant: **Hon Hai Precision Industry Co., Ltd.**,
New Taipei (TW)

(72) Inventor: **Chih-Yi Wu**, New Taipei (TW)

(73) Assignee: **Hon Hai Precision Industry Co., Ltd.**,
New Taipei (TW)

(**) Term: **14 Years**

(21) Appl. No.: **29/443,511**

(22) Filed: **Jan. 18, 2013**

(51) **LOC (10) Cl.** **14-04**

(52) **U.S. Cl.**
USPC **D14/488**

(58) **Field of Classification Search**

CPC A63F 2300/5553; G06F 3/0481; G06F
3/0482; G06F 3/0483; G06F 3/04812; G06F
3/04815; G06F 3/04817; G06F 3/04855;
G06F 3/04886

USPC D14/485-495; D18/24, 32, 33; D20/11,
D20/12, 18, 22-28; 715/700, 703, 706, 715,
715/716, 727, 728, 772, 776, 777, 779, 810,
715/825, 834-840, 845-847, 849, 856-862,
715/864, 963, 976, 977

See application file for complete search history.

4,716,433	A *	12/1987	Alyfuku	396/279
D399,837	S *	10/1998	Garguilo	D14/486
D437,859	S *	2/2001	Alvarez et al.	D14/489
6,321,131	B1 *	11/2001	Kumada et al.	700/97
D623,194	S *	9/2010	Cook et al.	D14/488
D646,695	S *	10/2011	Hoggarth et al.	D14/488
D678,189	S *	3/2013	Fitch et al.	D13/107
8,584,130	B2 *	11/2013	Abbondanzio et al.	718/104
D701,534	S *	3/2014	Jang et al.	D14/492
D703,225	S *	4/2014	Hatta	D14/486
8,733,165	B2 *	5/2014	Hern et al.	73/170.17
2008/0177900	A1 *	7/2008	Grant et al.	710/1
2010/0153844	A1 *	6/2010	Hwang et al.	715/702
2012/0215366	A1 *	8/2012	Redmond et al.	700/284

* cited by examiner

Primary Examiner — Mary Ann Calabrese

(74) *Attorney, Agent, or Firm* — Novak Druce Connolly
Bove + Quigg LLP

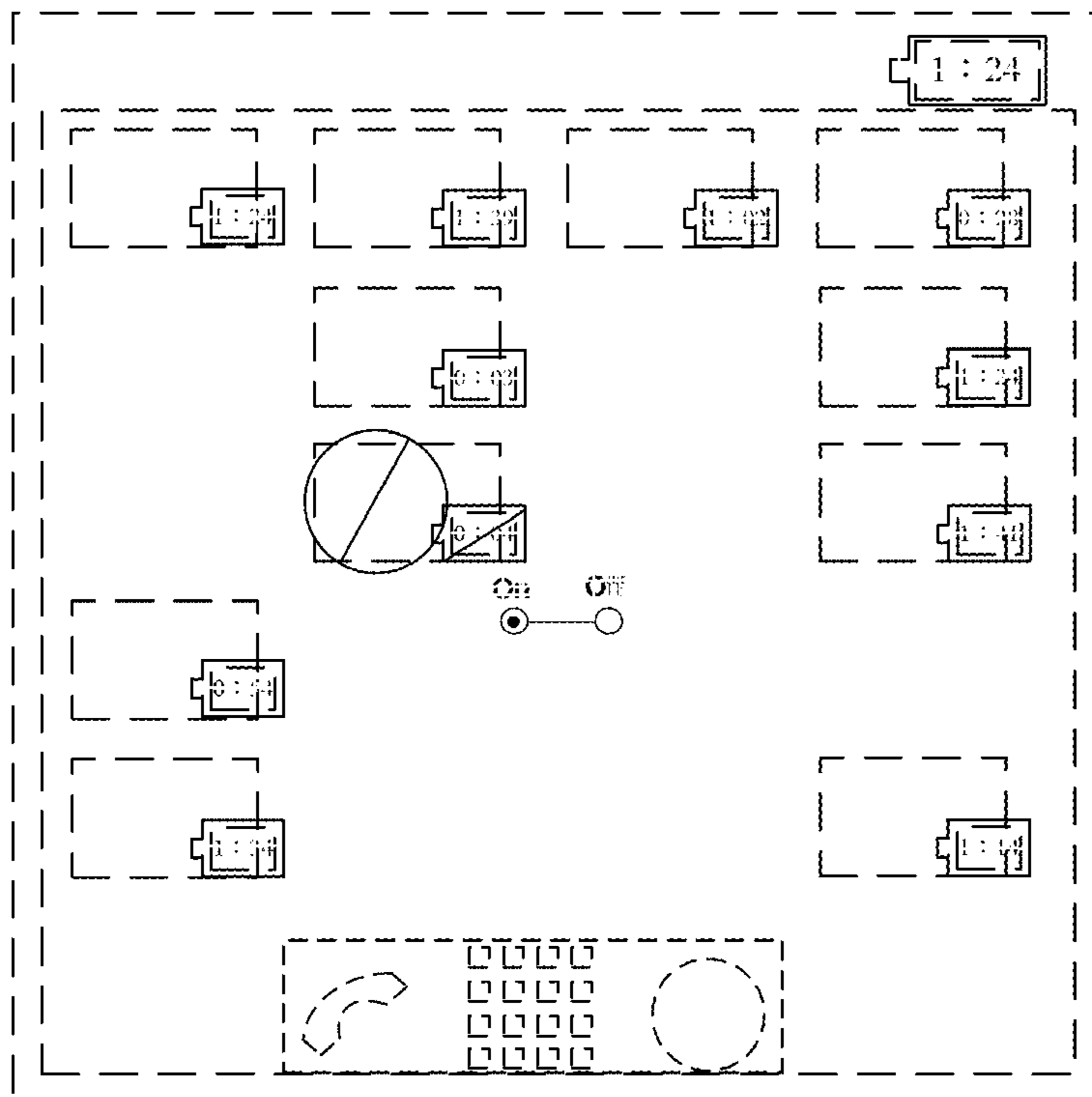
(57) **CLAIM**

The ornamental design for a display screen or portion thereof with graphical user interface, as shown and described.

DESCRIPTION

FIG. 1 is a front view of a first embodiment of a display screen or portion thereof with graphical user interface thereof; and, FIG. 2 is a front view of a second embodiment thereof. The broken lines, including broken lines showing portions of the display screen, form no part of the claimed design.

1 Claim, 2 Drawing Sheets



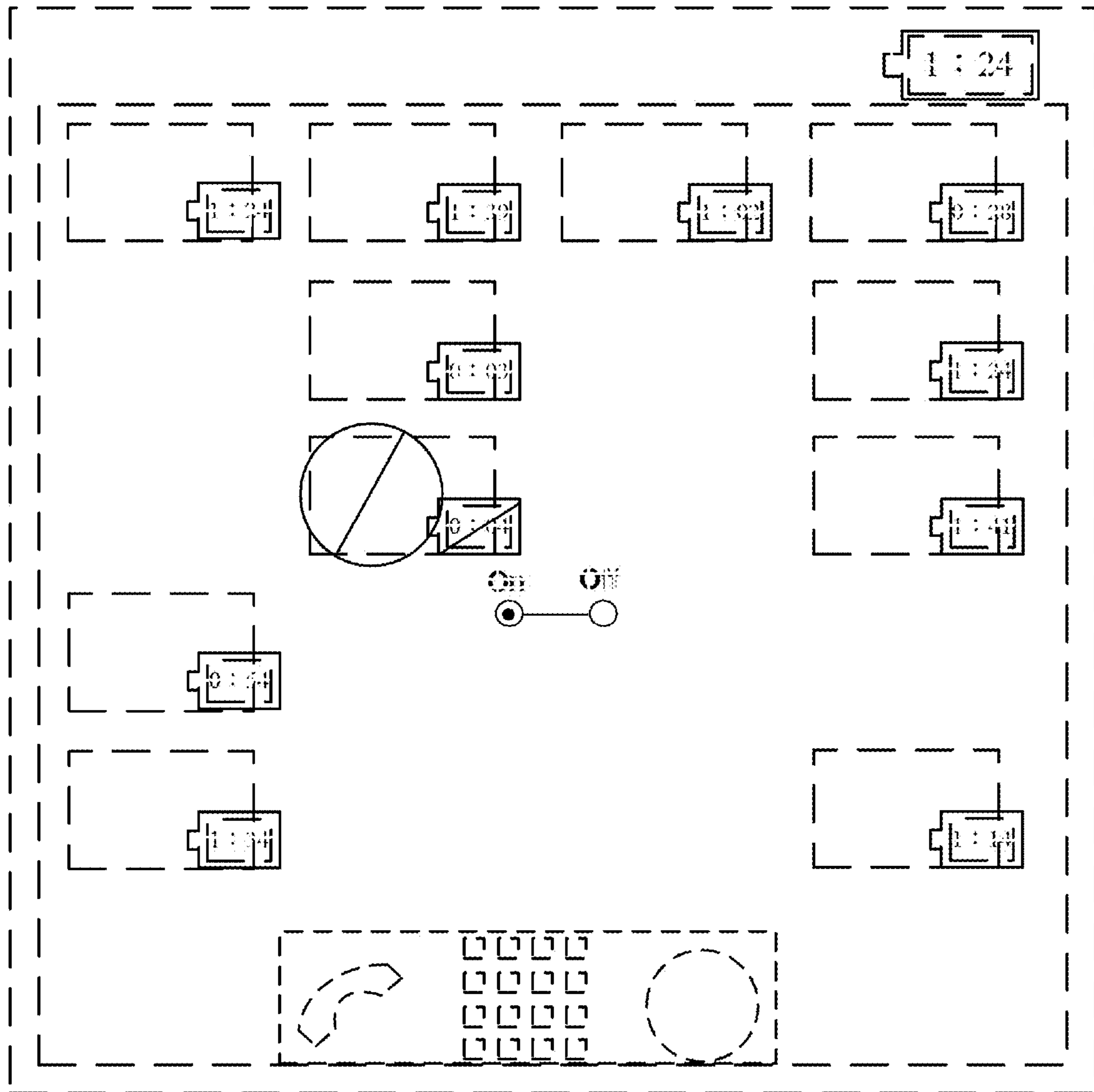


FIG.1

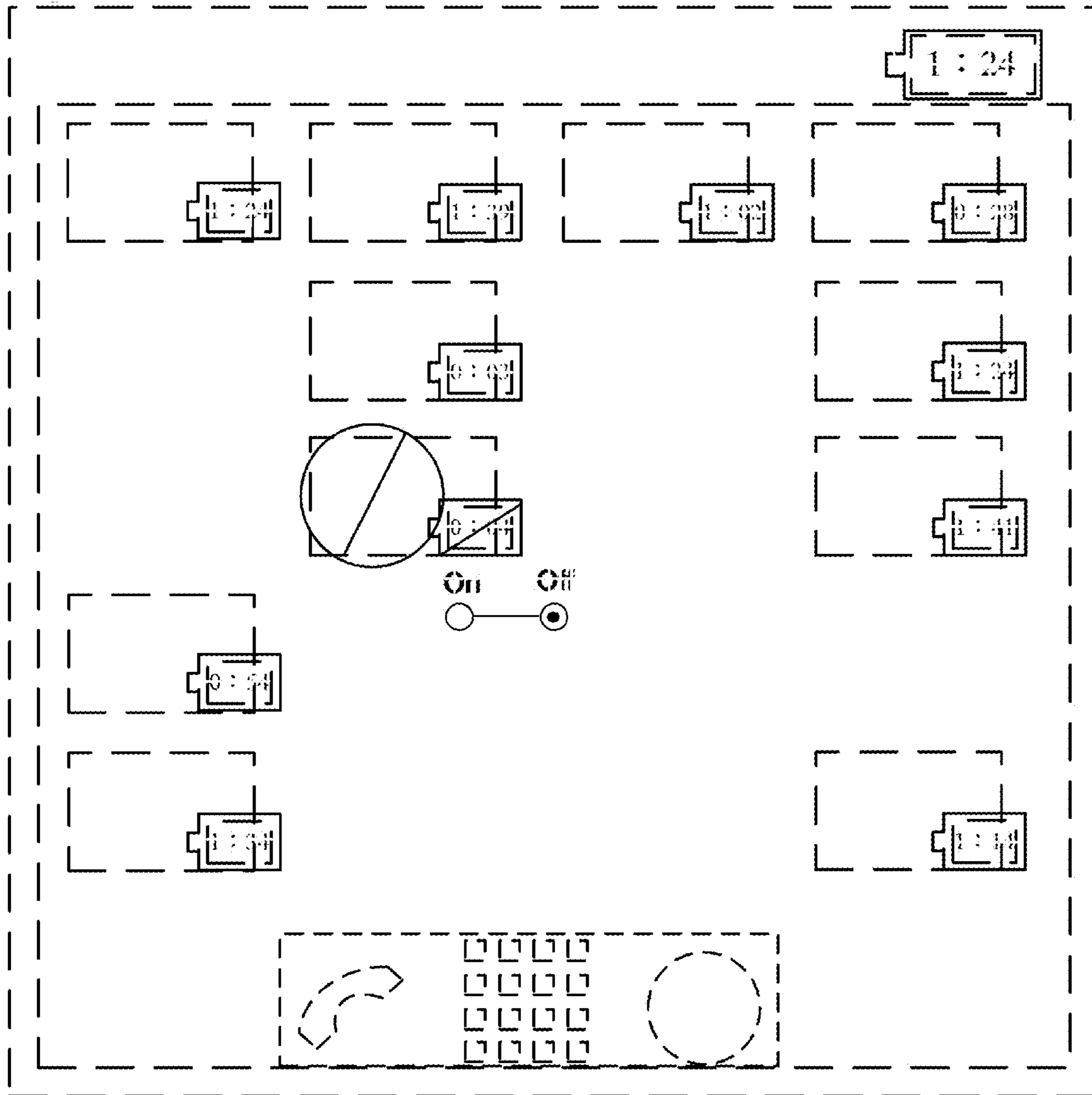


FIG. 2