

US00D719566S

(12) **United States Design Patent**
Chen et al.

(10) **Patent No.:** **US D719,566 S**

(45) **Date of Patent:** **** Dec. 16, 2014**

(54) **TABLET COMPUTER**

(71) Applicant: **Quanta Computer Inc.**, Taoyuan Shien (TW)

(72) Inventors: **Jyun-Jie Chen**, Changhua County (TW); **Shih-Yun Lee**, New Taipei (TW); **Jung-Wen Chang**, Taoyuan County (TW)

(73) Assignee: **Quanta Computer Inc.**, Taoyuan Shien (TW)

(**) Term: **14 Years**

(21) Appl. No.: **29/484,364**

(22) Filed: **Mar. 7, 2014**

(30) **Foreign Application Priority Data**

Jan. 3, 2014 (TW) 103300043

(51) **LOC (10) CL.** **14-02**

(52) **U.S. CL.**
USPC **D14/341**

(58) **Field of Classification Search**
USPC D14/341-347, 137, 138 R, 138 AA, D14/138 C, 138 G, 496, 203.1, 203.3, 203.4, D14/203.7, 129, 130, 147, 218, 247, 248, D14/388, 389, 315-318, 420, 426; D10/49-50, 65, 104.1; D18/6, 7; D21/324, 329, 330, 332; 455/556.1, 455/556.2, 566, 575.1, 90.3; 379/433.04, 379/433.01, 433.06, 916; 345/173, 901, 345/905; 361/679.26, 679.27, 679.3, 361/679.55, 679.56; D6/308, 310; D19/26, D19/59-60

See application file for complete search history.

(56) **References Cited**

U.S. PATENT DOCUMENTS

D478,076 S *	8/2003	Hong	D14/345
D517,545 S *	3/2006	Buckel et al.	D14/345
D572,666 S *	7/2008	Biery et al.	D13/170
D575,760 S *	8/2008	Kim et al.	D14/138 G
D619,972 S *	7/2010	Felegy et al.	D13/168
D629,402 S *	12/2010	Crisp et al.	D14/390
D638,396 S *	5/2011	Finnegan	D14/203.7
D639,277 S *	6/2011	Alvarado	D14/218
D640,641 S *	6/2011	Felegy et al.	D13/162
D640,992 S *	7/2011	Margolin et al.	D13/162
D642,081 S *	7/2011	Kashimoto	D10/49
D645,001 S *	9/2011	Margolin et al.	D13/162
D670,287 S *	11/2012	Shimizu et al.	D14/341
D711,370 S *	8/2014	Chen et al.	D14/341
D711,371 S *	8/2014	Chen et al.	D14/341
D711,837 S *	8/2014	Clymer et al.	D13/162

* cited by examiner

Primary Examiner — Barbara Fox

Assistant Examiner — Dana Weiland

(74) *Attorney, Agent, or Firm* — Rabin & Berdo, P.C.


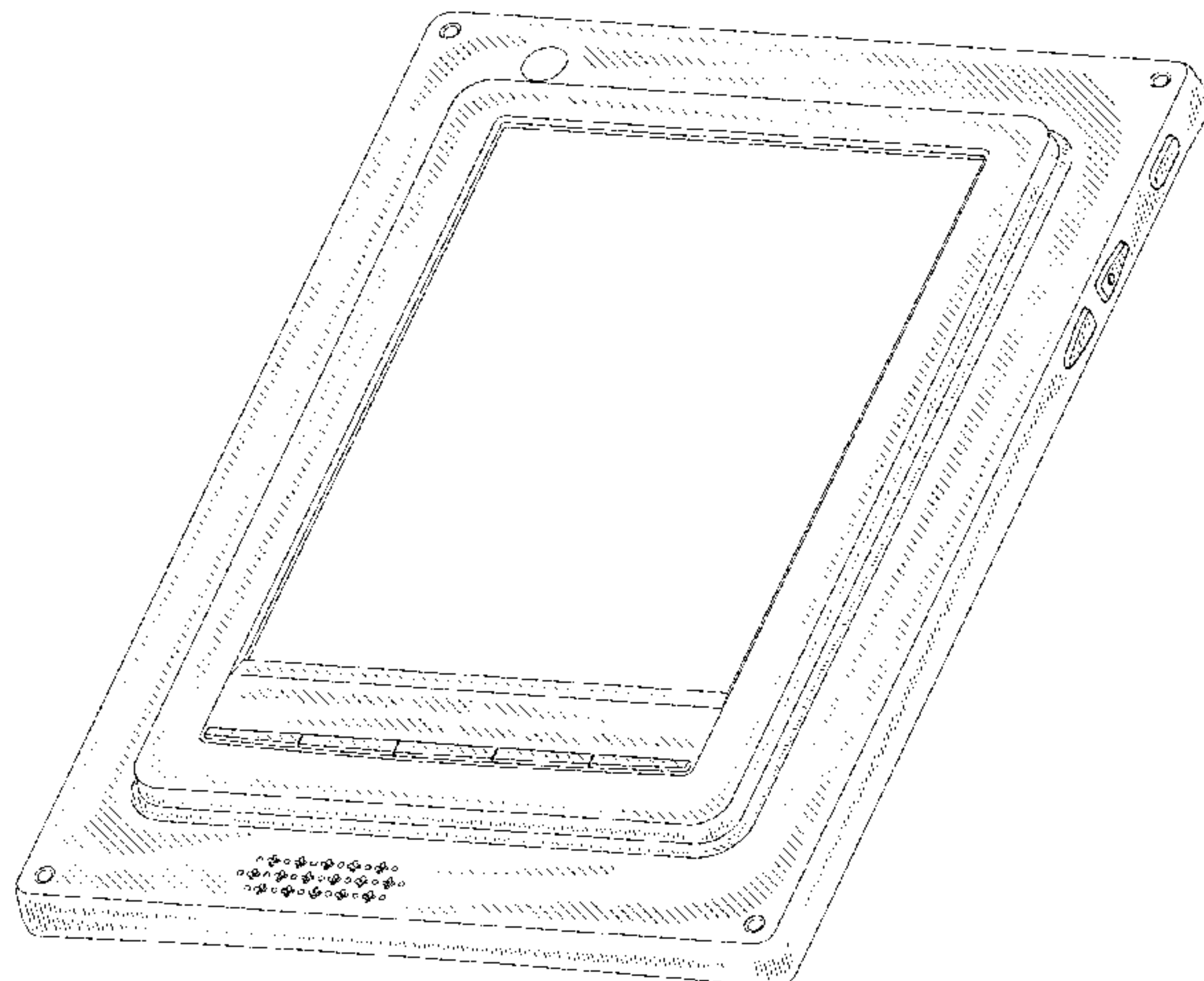
(57) **CLAIM**

The ornamental design for a tablet computer, as shown and described.

DESCRIPTION

FIG. 1 is a perspective view of a tablet computer showing our new design;
FIG. 2 is a front view thereof;
FIG. 3 is a rear view thereof;
FIG. 4 is a left side view thereof;
FIG. 5 is a right side view thereof;
FIG. 6 is a top view thereof; and,
FIG. 7 is a bottom view thereof.

1 Claim, 7 Drawing Sheets



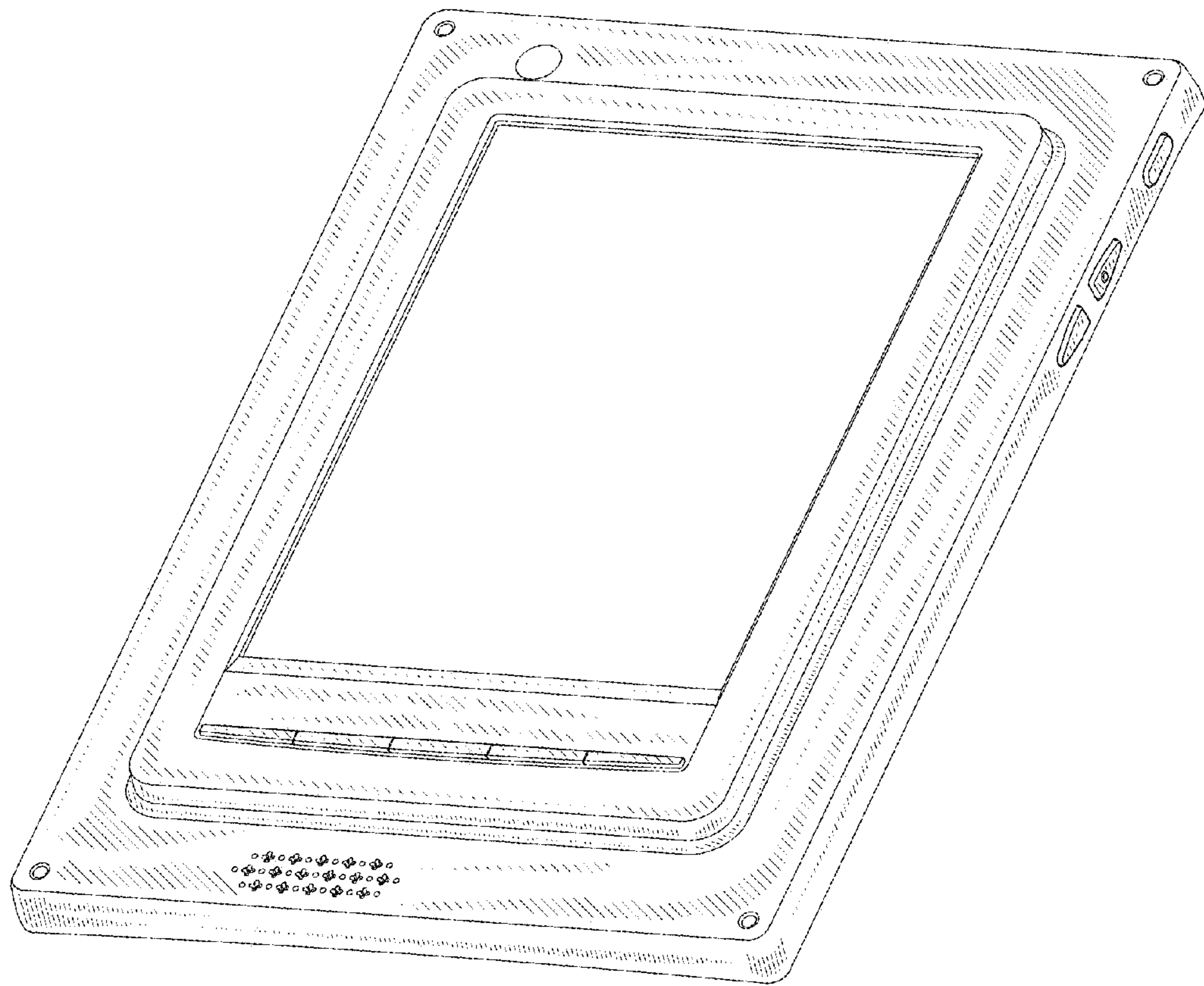


Fig. 1




Fig. 2




Fig. 3




Fig. 4




Fig. 5

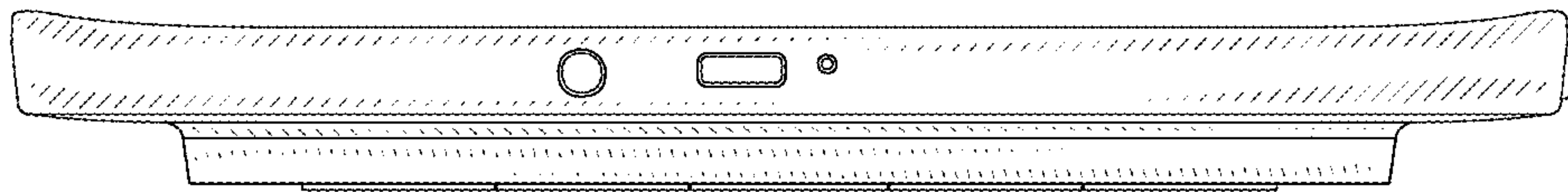


Fig. 6

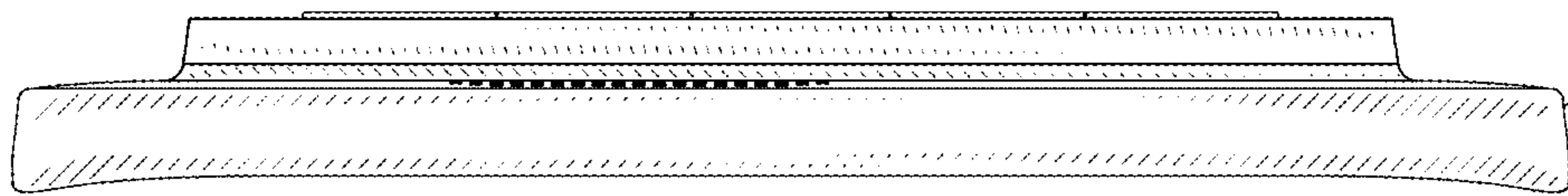


Fig. 7