



US00D719528S

(12) **United States Design Patent**  
**Hagarty**

(10) **Patent No.:** **US D719,528 S**

(45) **Date of Patent:** **\*\* Dec. 16, 2014**

(54) **PLASTER RING**

(71) Applicant: **RANDL Industries, Inc.**, Spokane Valley, WA (US)

(72) Inventor: **Robert J. Hagarty**, Spokane, WA (US)

(73) Assignee: **RANDL Industries, Inc.**, Spokane Valley, WA (US)

(\*\*) Term: **14 Years**

(21) Appl. No.: **29/471,963**

(22) Filed: **Nov. 6, 2013**

(51) **LOC (10) Cl.** ..... **13-03**

(52) **U.S. Cl.**  
USPC ..... **D13/156**

(58) **Field of Classification Search**  
USPC ..... D13/156, 133, 152, 154, 173, 177, 184,  
D13/199; 174/53, 55, 58, 66, 67, 68.1, 82;  
220/3.2, 3.3, 3.5, 3.6, 3.9; 248/27.1;  
439/527, 535, 536, 537

See application file for complete search history.

(56) **References Cited**

**U.S. PATENT DOCUMENTS**

4,790,505	A	12/1988	Rose	
D342,938	S	1/1994	Cheatham	
D379,622	S	6/1997	Lynn	
6,066,803	A	5/2000	Hagarty	
6,103,972	A	8/2000	Hagarty	
6,166,329	A *	12/2000	Oliver et al.	174/58
6,379,166	B1	4/2002	Hagarty	
6,384,334	B1	5/2002	Webb	
6,608,252	B2 *	8/2003	Hurley	174/58
D493,695	S	8/2004	Wengrower	
6,858,802	B2	2/2005	Hagarty	
D540,654	S	4/2007	Aubert Capella	

(Continued)

**OTHER PUBLICATIONS**

Hagarty, R.J., "Outlet Box Adapter," U.S. Appl. No. 29/393,963, filed Jun. 10, 2011.

(Continued)

*Primary Examiner* — Derrick Holland

(74) *Attorney, Agent, or Firm* — Christensen O'Connor Johnson Kindness PLLC

(57) **CLAIM**

The ornamental design for a plaster ring, as shown and described.

**DESCRIPTION**

FIG. 1 is a front view of a plaster ring in accordance with the present design;

FIG. 2 is a rear view of the plaster ring shown in FIG. 1;

FIG. 3 is a top view of the plaster ring shown in FIG. 1;

FIG. 4 is a bottom view of the plaster ring shown in FIG. 1;

FIG. 5 is a left side view of the plaster ring shown in FIG. 1;

FIG. 6 is a right side view of the plaster ring shown in FIG. 1;

FIG. 7 is a front view of a second embodiment of a plaster ring in accordance with the present design;

FIG. 8 is a rear view of the plaster ring shown in FIG. 7;

FIG. 9 is a top view of the plaster ring shown in FIG. 7;

FIG. 10 is a bottom view of the plaster ring shown in FIG. 7;

FIG. 11 is a left side view of the plaster ring shown in FIG. 7;

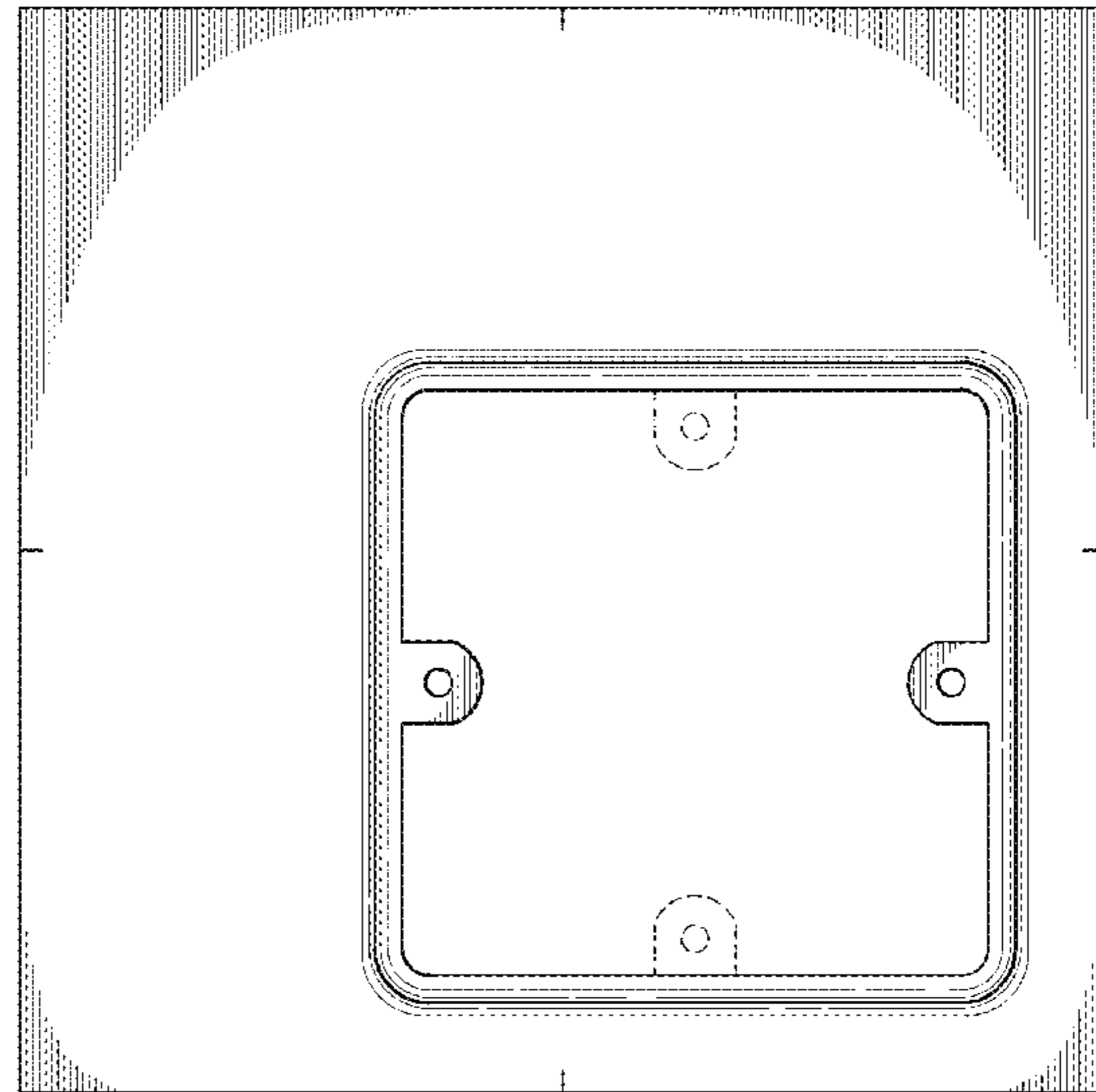
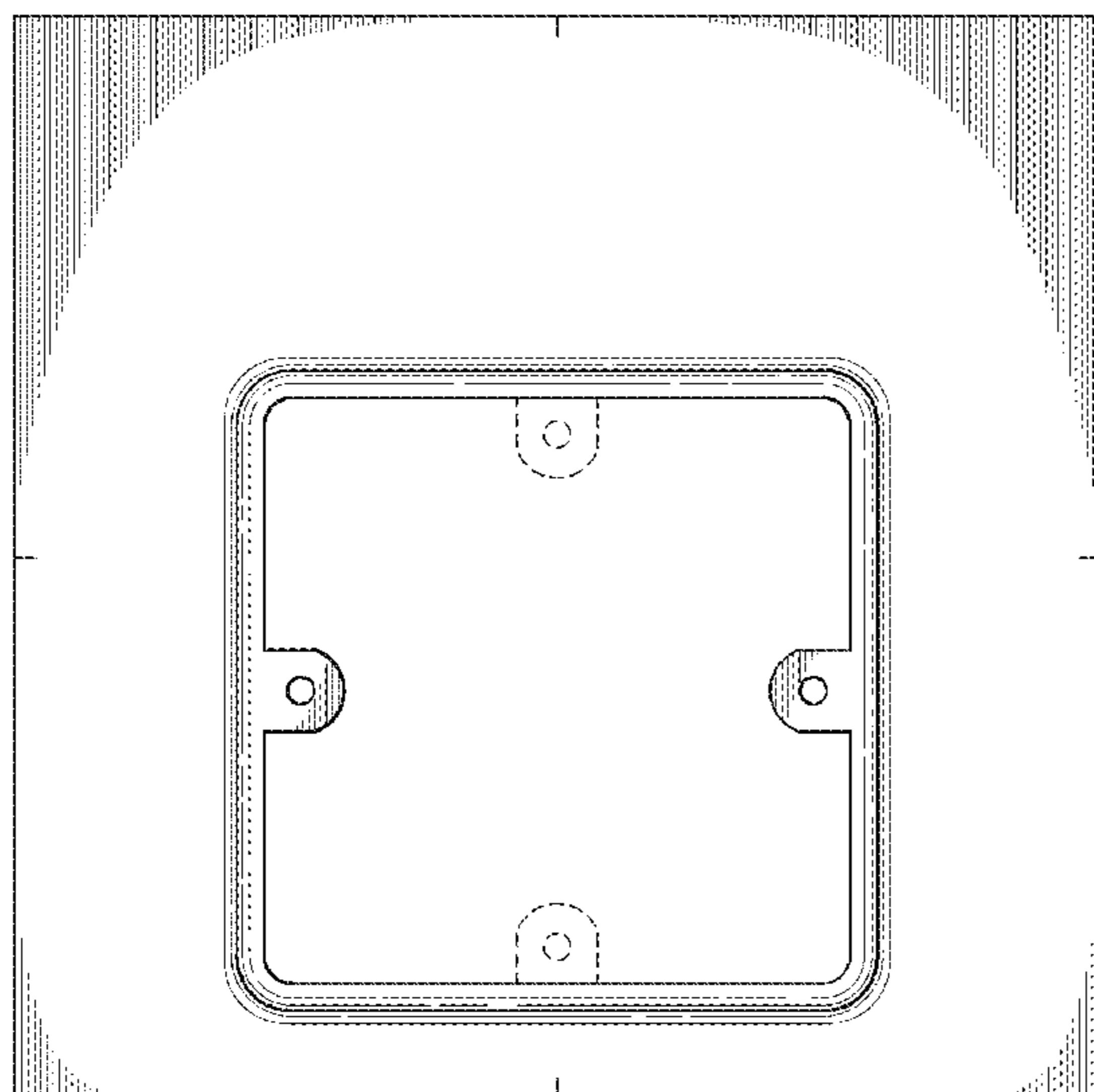
and,

FIG. 12 is a right side view of the plaster ring shown in FIG. 7.

7.

The broken lines shown represent unclaimed subject matter and form no part of the claimed design.

**1 Claim, 6 Drawing Sheets**



(56)

**References Cited**

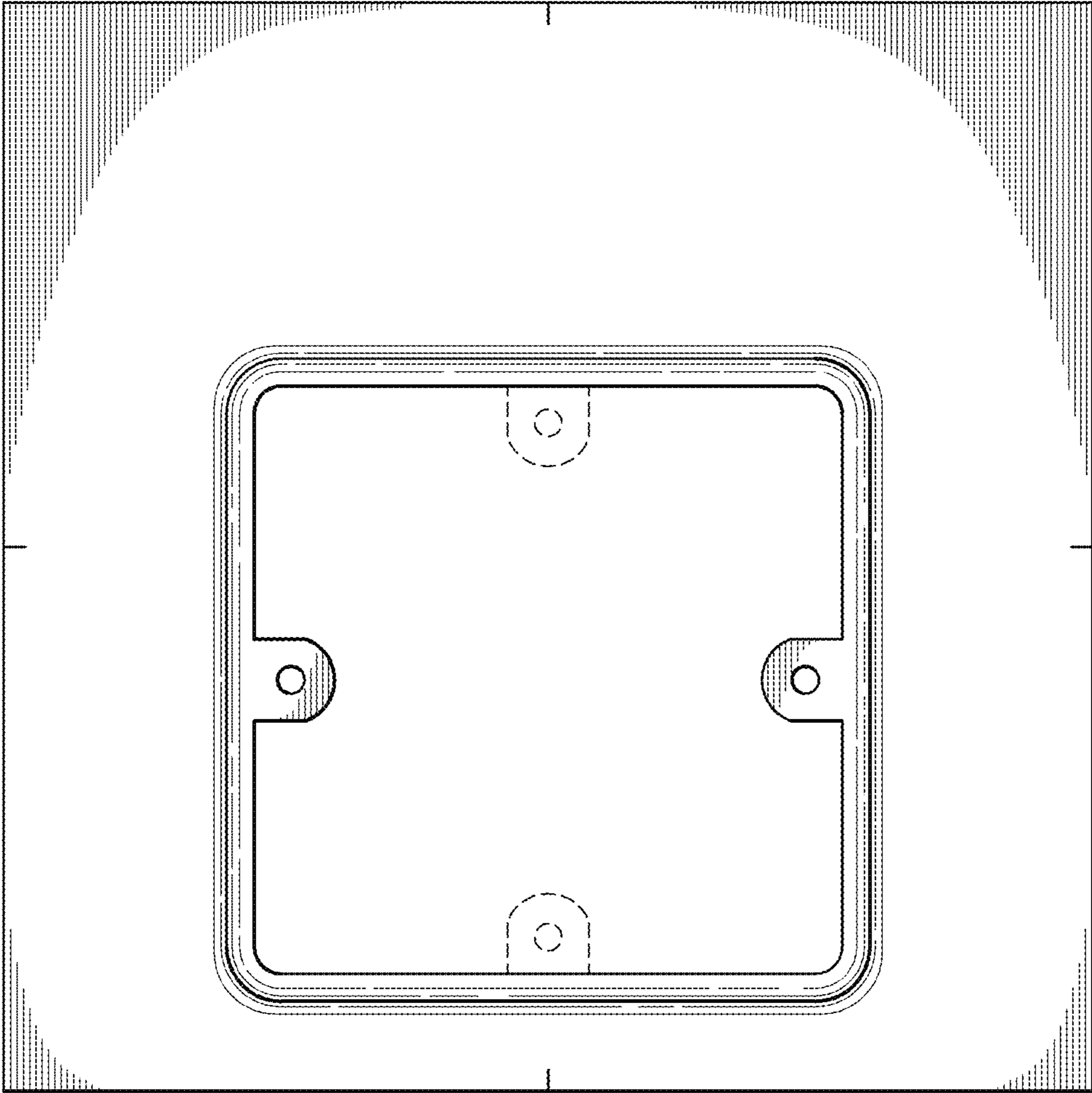
U.S. PATENT DOCUMENTS

7,271,336	B2	9/2007	Dinh	
D555,108	S	11/2007	Strong	
7,301,099	B1 *	11/2007	Korcz .....	174/58
7,645,936	B2 *	1/2010	Magno, Jr. ....	174/53
8,253,040	B2	8/2012	Hopkins	
D698,737	S	2/2014	Hagarty	
2010/0084155	A1 *	4/2010	Jafari .....	174/58

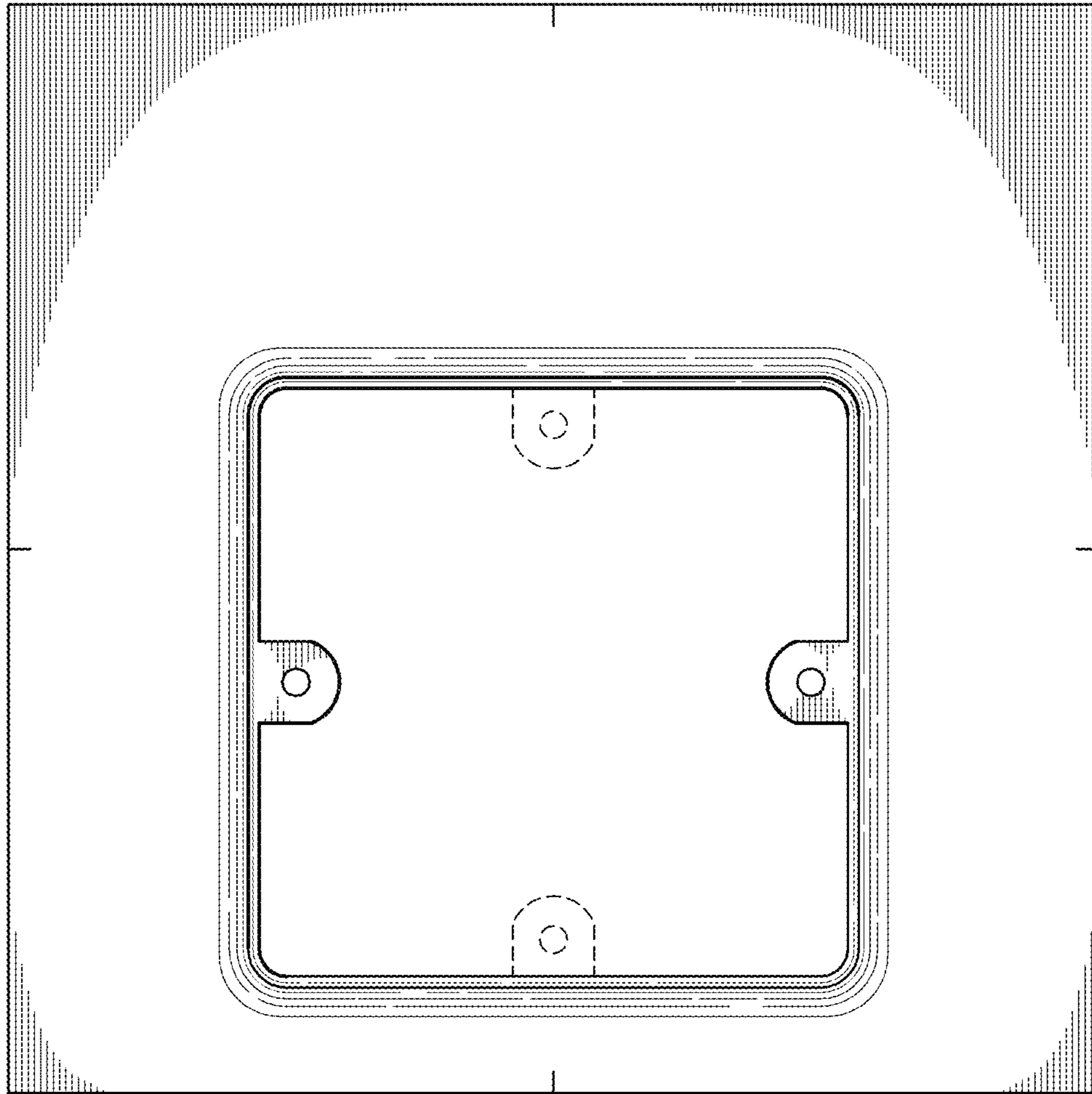
OTHER PUBLICATIONS

Hagarty, R.J., "Plaster Ring," U.S. Appl. No. 29/424,576, filed Jun. 13, 2012.  
Hagarty, R.J., "Plaster Ring," U.S. Appl. No. 29/447,297, filed Mar. 1, 2013.  
Hagarty, R.J., "Plaster Ring With Wide Flange," U.S. Appl. No. 29/471,962, filed Nov. 6, 2013.


\* cited by examiner




*Fig. 1.*




*Fig. 2.*



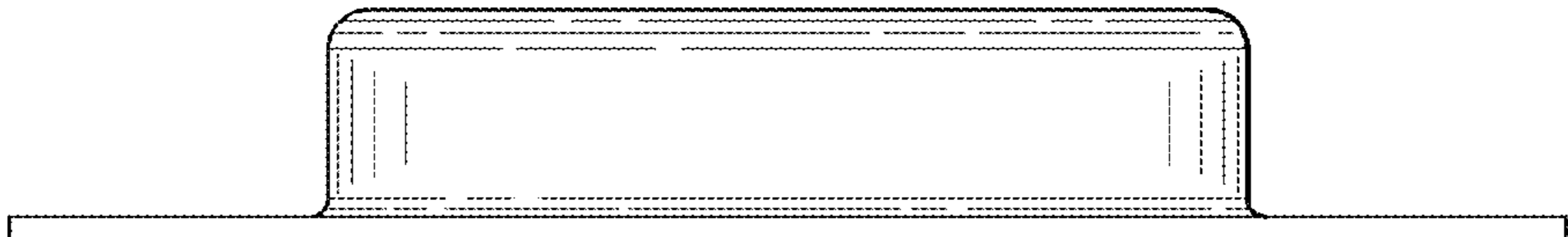
*Fig. 3.*



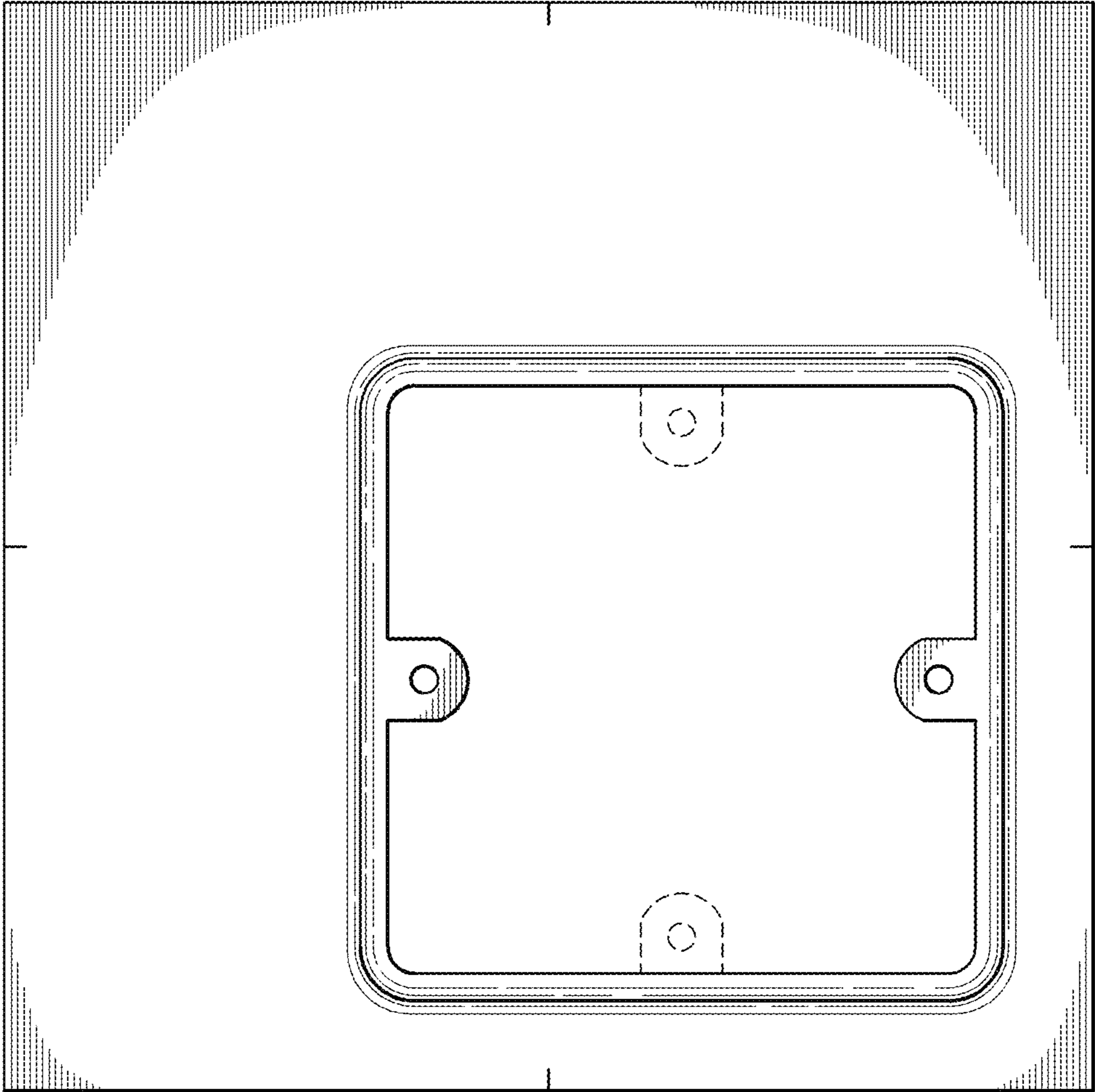
*Fig. 5.*



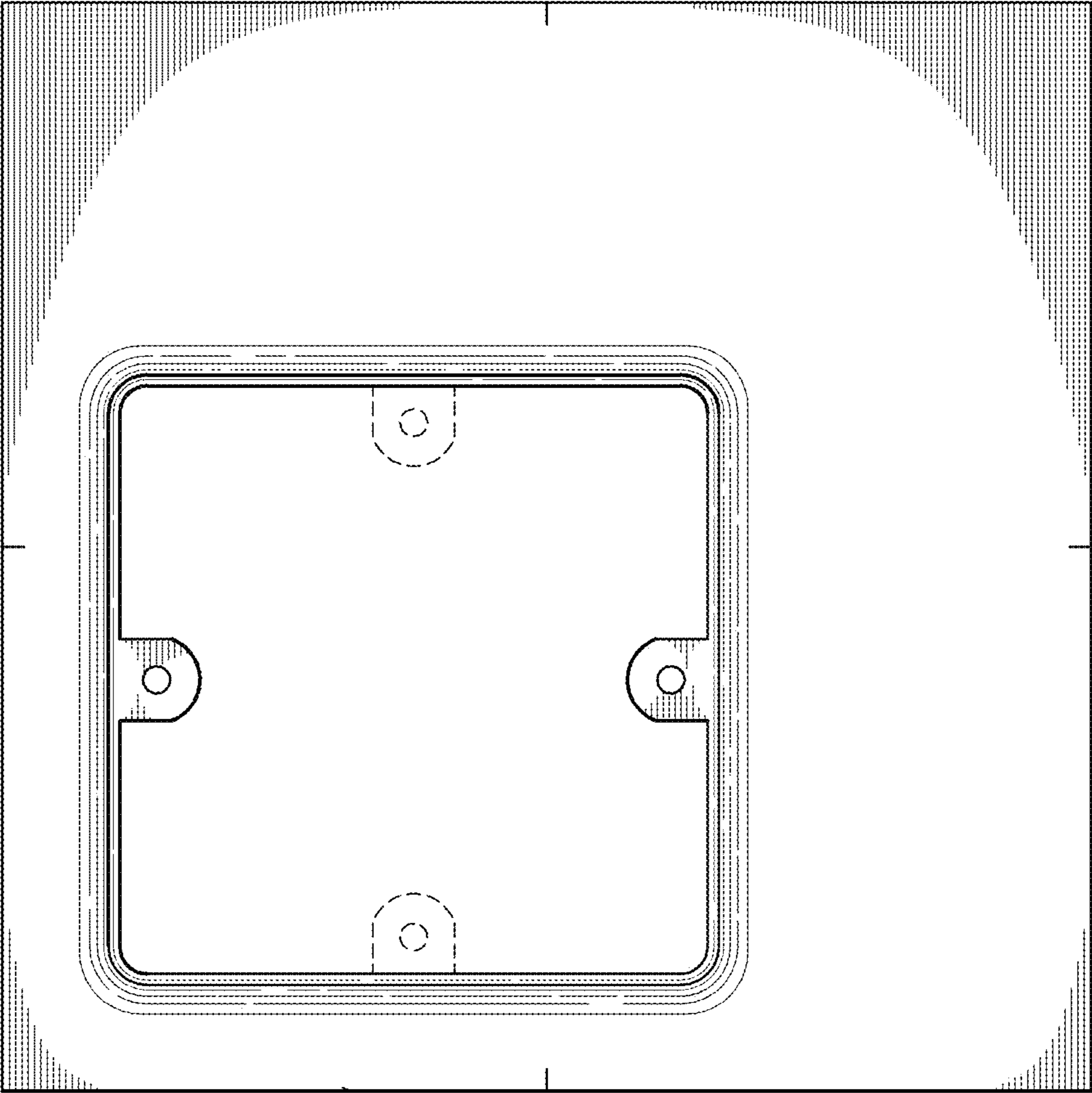
*Fig. 6.*



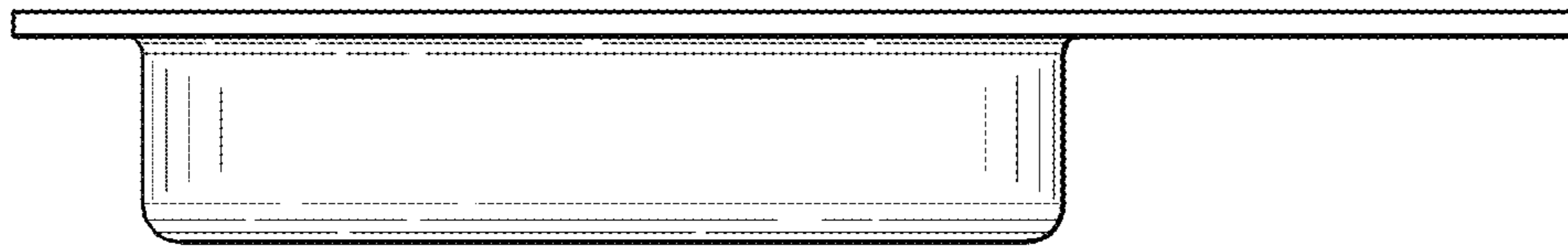
*Fig. 4.*




*Fig. 7.*




*Fig. 8.*




*Fig. 9.*



*Fig. 11.*



*Fig. 12.*



*Fig. 10.*