



US00D719476S

(12) **United States Design Patent**  
**Harel-Klein et al.**

(10) **Patent No.:** **US D719,476 S**

(45) **Date of Patent:** **\*\* Dec. 16, 2014**

(54) **NECKLACE PENDANT**

(71) Applicants: **Tamar Harel-Klein**, Tel-Aviv (IL);  
**Einat Agassi**, Tel-Aviv (IL)

(72) Inventors: **Tamar Harel-Klein**, Tel-Aviv (IL);  
**Einat Agassi**, Tel-Aviv (IL)

(\*\*) Term: **14 Years**

(21) Appl. No.: **29/460,972**

(22) Filed: **Jul. 17, 2013**

(30) **Foreign Application Priority Data**

Apr. 17, 2013 (IL) ..... 53930

(51) **LOC (10) Cl.** ..... **11-01**

(52) **U.S. Cl.**  
USPC ..... **D11/79; D11/86**

(58) **Field of Classification Search**  
CPC ..... A44C 1/00; A44C 3/00; A44C 3/001;  
A44C 3/004; A44C 17/02; A44C 17/0208;  
A44C 17/0258; A44C 17/0266; A44C 25/00;  
A44C 25/001; A44C 25/002; A44C 25/004;  
A44C 25/007  
USPC ..... D11/1, 2, 7, 8, 40-44, 79-86, 91, 92,  
D11/87; 63/1.11, 12, 13, 18, 19, 20, 23,  
63/26-28, 29.1, 29.2, 36  
See application file for complete search history.

(56) **References Cited**

**U.S. PATENT DOCUMENTS**

248,785 A \* 10/1881 Pardee ..... 63/26  
D59,244 S \* 10/1921 McAvoy ..... D11/83

D232,178 S \* 7/1974 McDaniel ..... D11/81  
D270,046 S \* 8/1983 Burkheimer ..... D11/79  
D413,543 S \* 9/1999 Behr ..... D11/79  
D533,101 S \* 12/2006 McDonald ..... D11/79  
D533,478 S \* 12/2006 McDonald ..... D11/79  
D637,105 S \* 5/2011 Bachelder ..... D11/86

**OTHER PUBLICATIONS**

[online] "Glove Pendant Necklace" <http://www.agasantamardesign.com/index.php/shop/index/necklaces/n057>. Retrieved Aug. 5, 2014.\*

[online] "Glove Earrings" <http://www.agasantamardesign.com/index.php/shop/index/earrings/EP024-M>. Retrieved Aug. 5, 2014.\*

\* cited by examiner

*Primary Examiner* — Garth Rademaker

*Assistant Examiner* — Melanie Pellegrini

(74) *Attorney, Agent, or Firm* — Rodney J. Fuller; Booth Udall Fuller, PLC

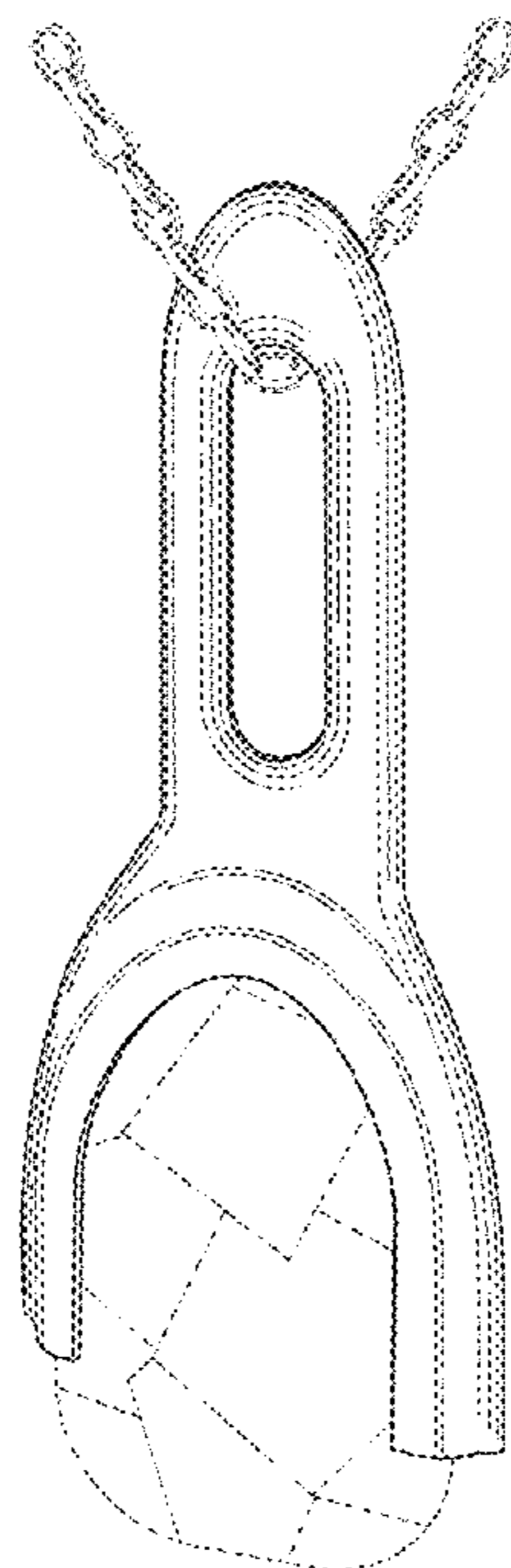
(57) **CLAIM**

The ornamental design for a necklace pendant, as shown and described.

**DESCRIPTION**

FIG. 1 is a front perspective view of a necklace pendant;  
FIG. 2 is a front view thereof;  
FIG. 3 is a left side view thereof, the right side view being a mirror image of the left side view;  
FIG. 4 is a rear view thereof;  
FIG. 5 is a top view thereof; and,  
FIG. 6 is a bottom view thereof.  
The broken lines are included for the purpose of illustrating environmental features and form no part of the claimed design.

**1 Claim, 6 Drawing Sheets**



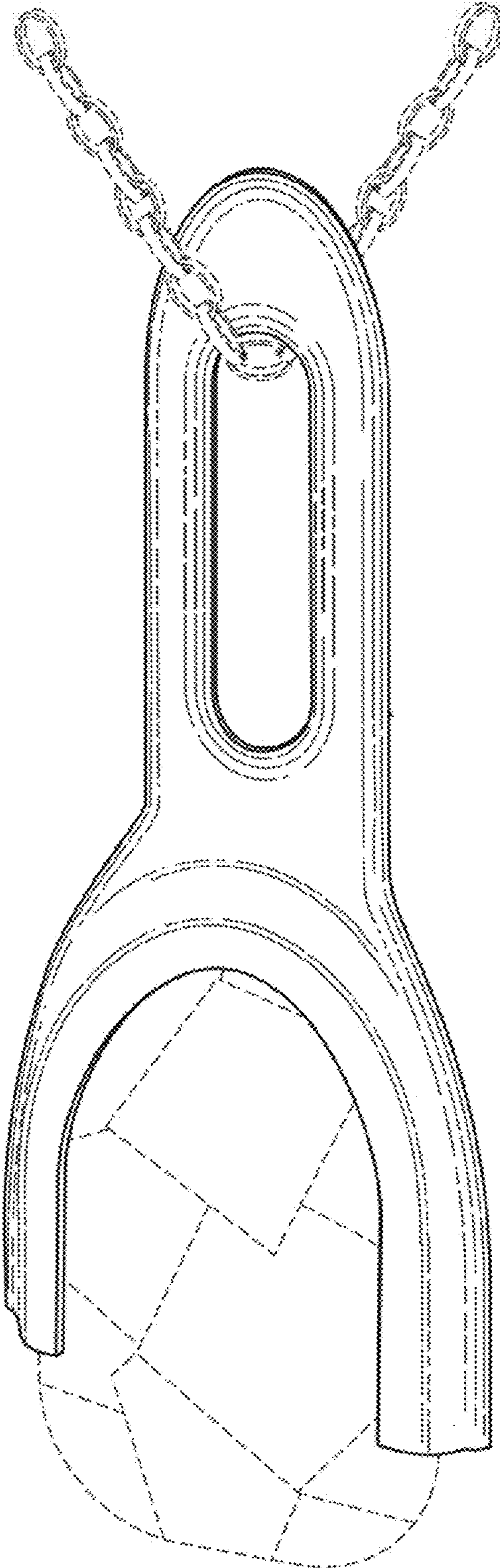


FIG. 1

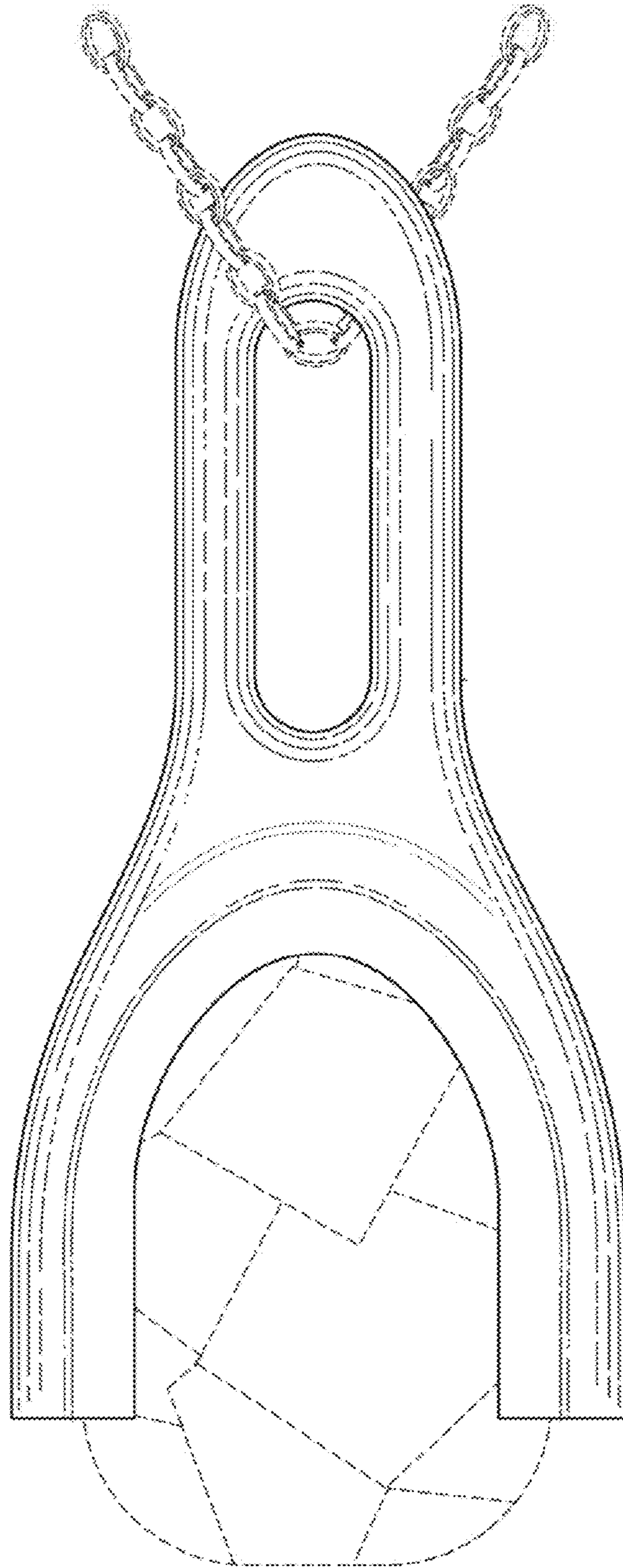


FIG. 2

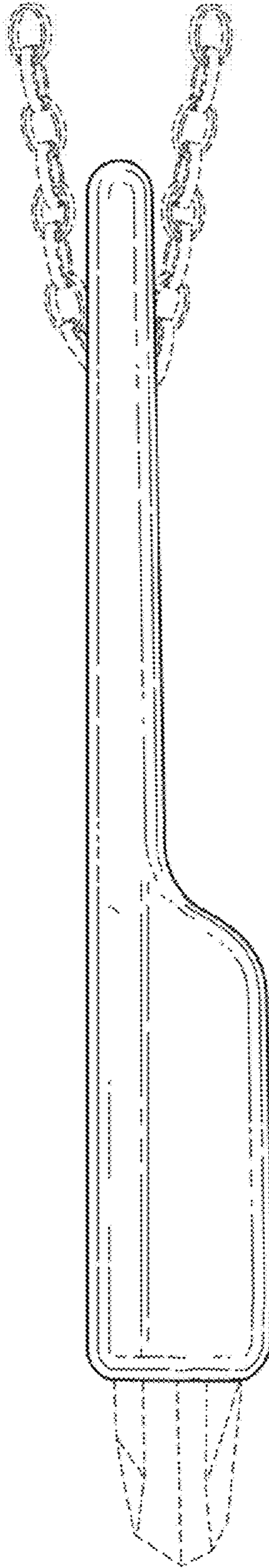


FIG. 3

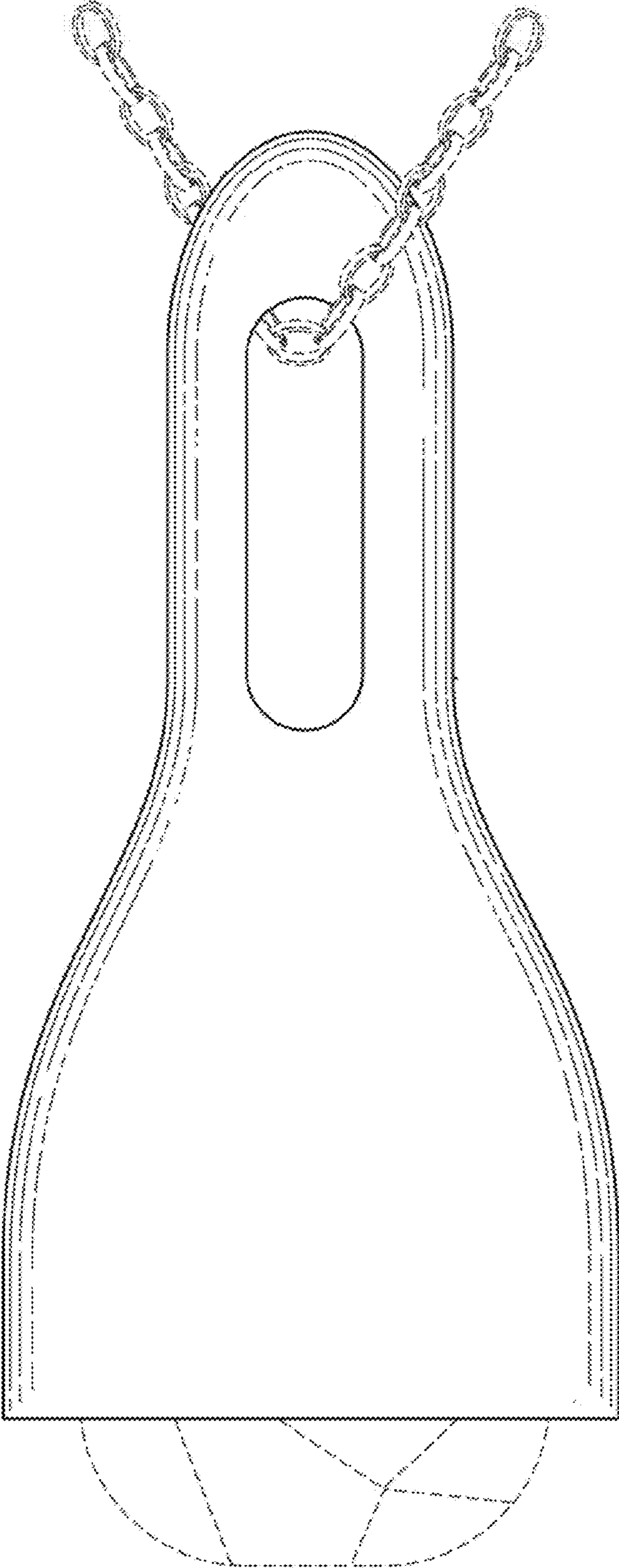

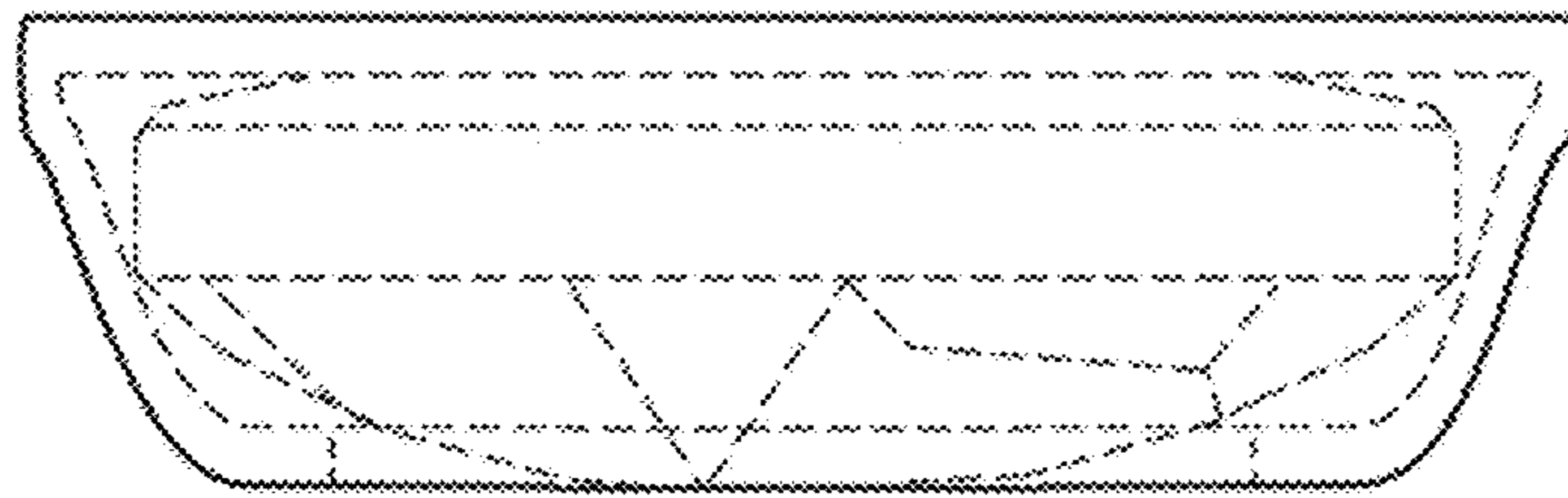


FIG. 4



**FIG. 5**



**FIG. 6**