



US00D719463S

(12) **United States Design Patent**
Pires et al.

(10) **Patent No.:** **US D719,463 S**
(45) **Date of Patent:** **** Dec. 16, 2014**

(54) **FLASK WITH CAP**

(71) Applicant: **Natura Cosméticos S.A.**, Itapecerica da Serra (BR)

(72) Inventors: **Larissa Fortunato Pires**, São Paulo (BR); **Gustavo Senna Chelles**, São Paulo (BR); **Marcio Miranda de Faria**, Vinhedo (BR); **Marilia Gabriela Guerreiro Pinheiro**, Vila Dalila (BR)

(73) Assignee: **Natura Cosmetics S.A.**, Itapecerica da Serra SP (BR)

(**) Term: **14 Years**

(21) Appl. No.: **29/438,372**

(22) Filed: **Nov. 29, 2012**

(30) **Foreign Application Priority Data**

May 31, 2012 (BR) 302012002754

(51) **LOC (10) Cl.** **09-01**

(52) **U.S. Cl.**
USPC **D9/691**

(58) **Field of Classification Search**

CPC ... B05B 11/3001; B65D 83/30; B65D 83/285
USPC D9/682-694, 715, 718, 719, 723-729,
D9/500-505, 516, 517, 526, 530, 537-575,
D9/434-436, 440, 447, 448; D28/76, 77,
D28/91.1; 222/182, 183, 631, 635,
222/321.6-321.9, 372, 373, 379, 383.1,
222/386, 401, 402.11, 402.13, 402.15

See application file for complete search history.

(56) **References Cited**

U.S. PATENT DOCUMENTS

D25,472 S * 5/1896 Brady D9/545
2,051,440 A * 8/1936 Eicken 222/633

D180,820 S * 8/1957 Du Pree D7/317
D197,308 S * 1/1964 Sterges D9/502
3,130,877 A * 4/1964 Miller 222/207
D284,451 S * 7/1986 Fortuna D9/504
D343,572 S * 1/1994 Billelo D9/649
D434,975 S * 12/2000 Risch D9/683
D459,211 S * 6/2002 McGuinness D9/689
D481,949 S * 11/2003 Pinnavaia D9/500
D582,278 S * 12/2008 Bourne D9/504
D607,735 S * 1/2010 Kuzma et al. D9/539
D614,032 S * 4/2010 Handy D9/503
D619,460 S * 7/2010 Beckerman D9/500
D620,742 S * 8/2010 Lion et al. D7/316
D634,213 S * 3/2011 Thompson D9/691

(Continued)

Primary Examiner — Catherine Tuttle

(74) *Attorney, Agent, or Firm* — B. Aaron Schulman, Esq.;
Stites & Harbison, PLLC.

(57) **CLAIM**

The ornamental design for a flask with cap, as shown and described.

DESCRIPTION

FIG. 1 is a perspective view showing the new design for a flask with cap of the present application;
FIG. 2 is a front view thereof;
FIG. 3 is a side view thereof;
FIG. 4 is a back view thereof;
FIG. 5 is a top view thereof;
FIG. 6 is a bottom view thereof;
FIG. 7 is a perspective view of an alternative embodiment of the new design for the flask with cap;
FIG. 8 is a front view thereof;
FIG. 9 is a side view thereof;
FIG. 10 is a back view thereof;
FIG. 11 is a top view thereof; and,
FIG. 12 is a bottom view thereof.

1 Claim, 2 Drawing Sheets



US D719,463 S

Page 2

(56)

References Cited

U.S. PATENT DOCUMENTS

8,690,022 B2 *	4/2014	Lee	222/321.6
2006/0151542 A1 *	7/2006	Taneko et al.	222/321.9
2011/0226813 A1 *	9/2011	Semersky	222/186
D694,121 S * 11/2013	Park	D9/682	* cited by examiner

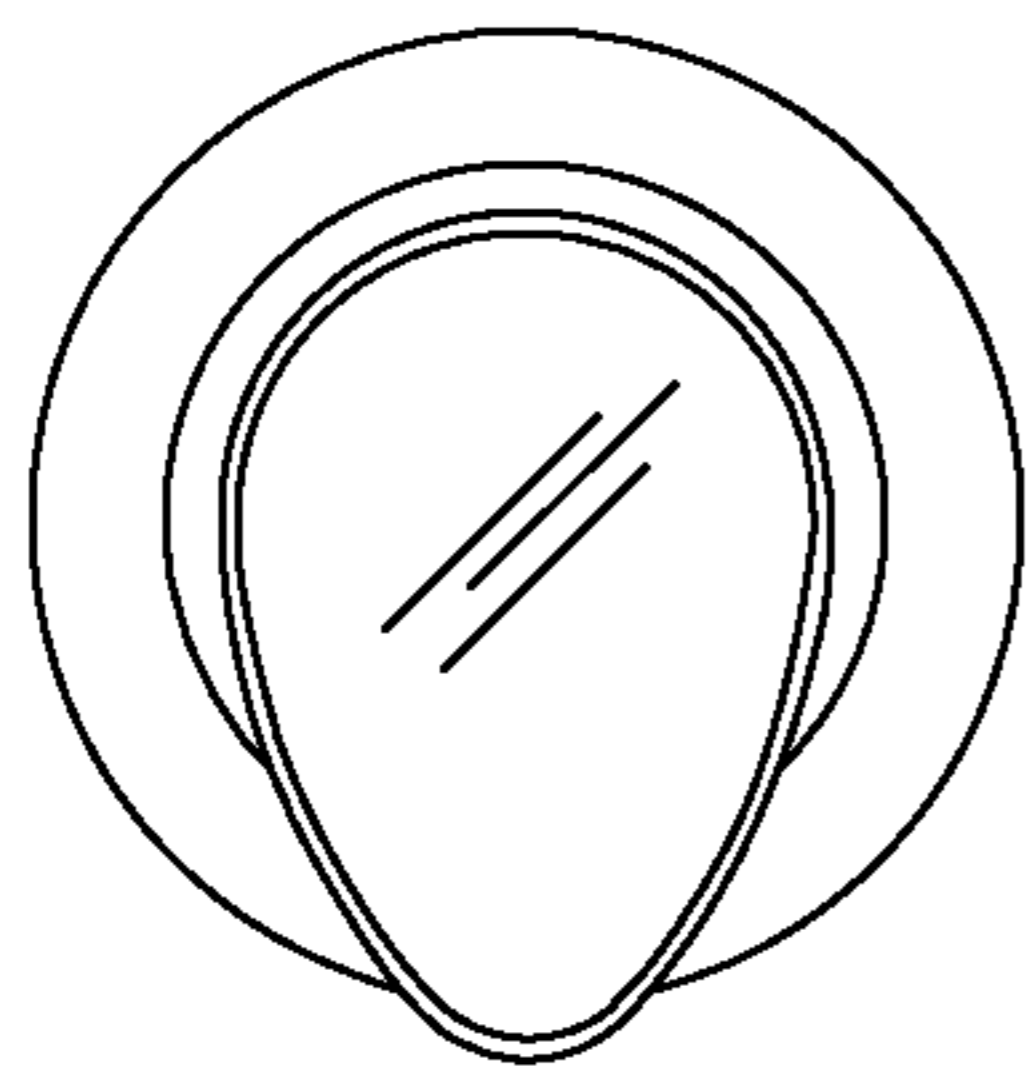


FIG. 5




FIG. 1




FIG. 2




FIG. 3

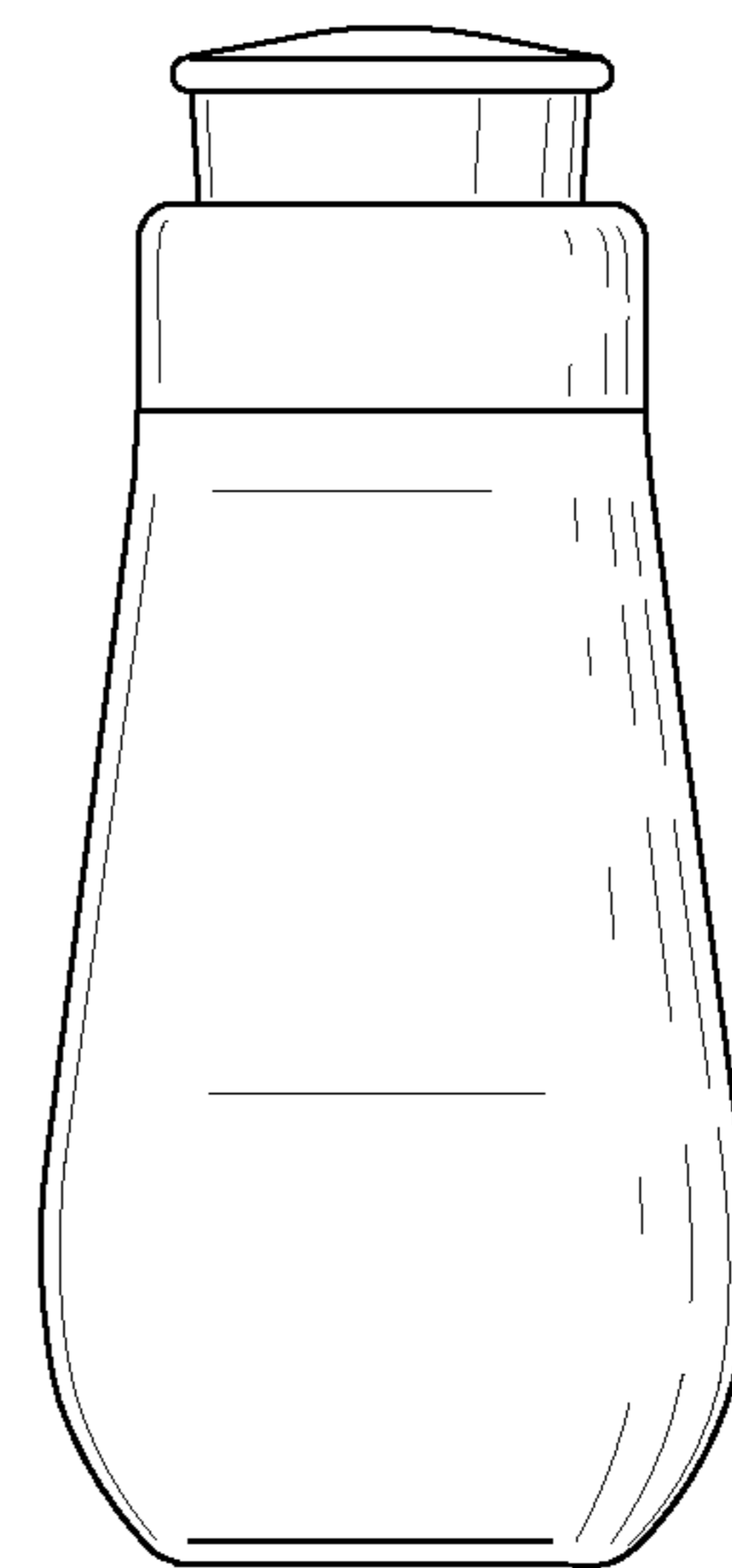


FIG. 4

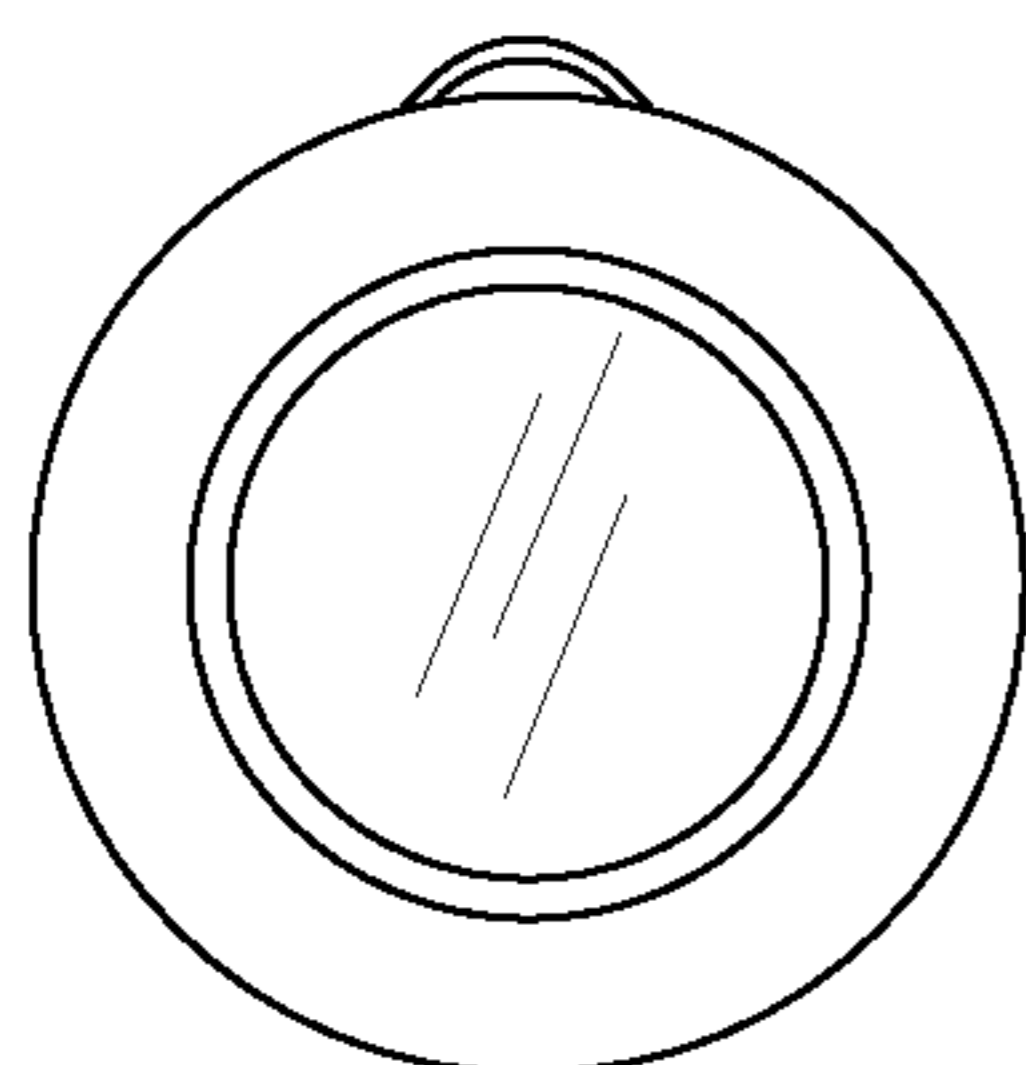


FIG. 6

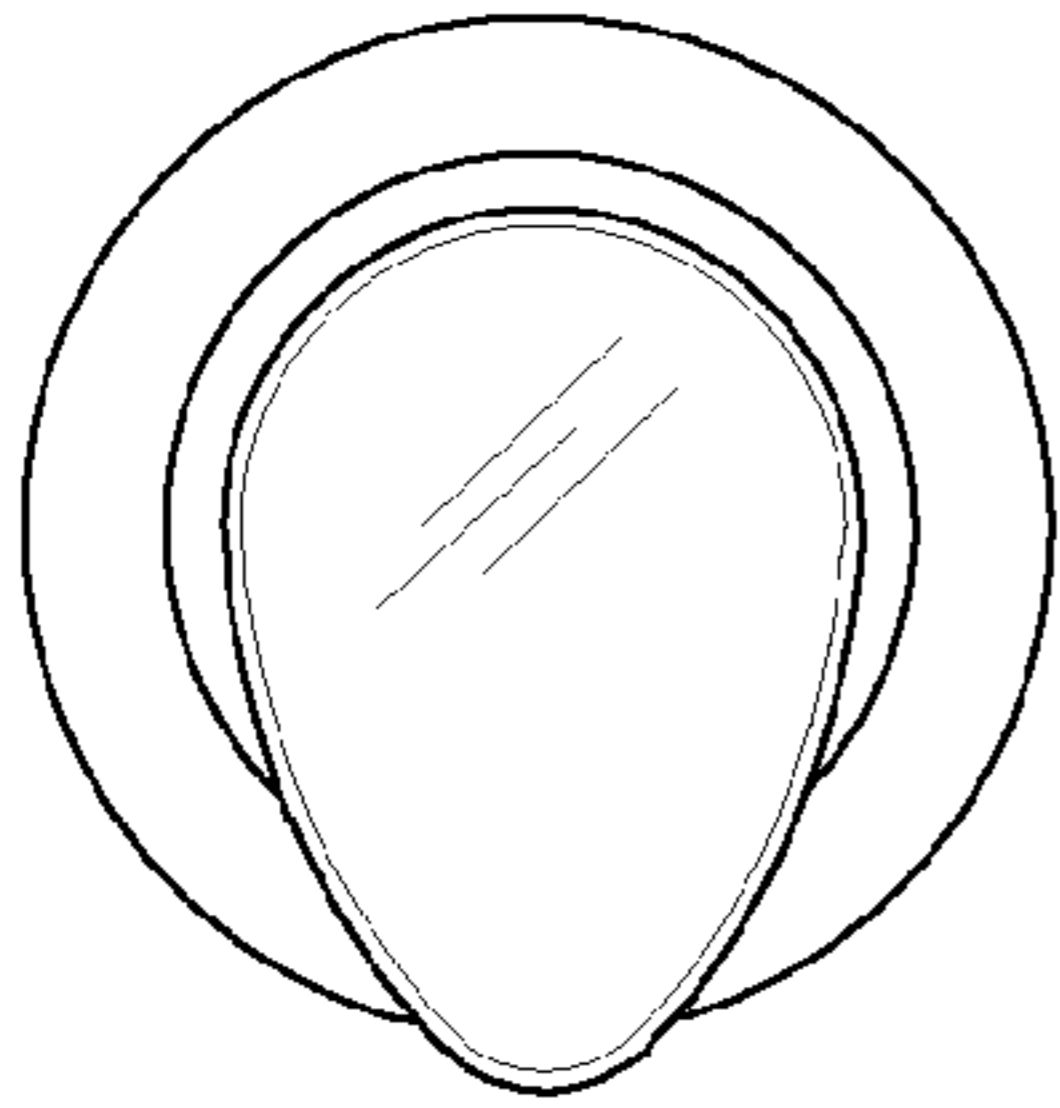


FIG. 11

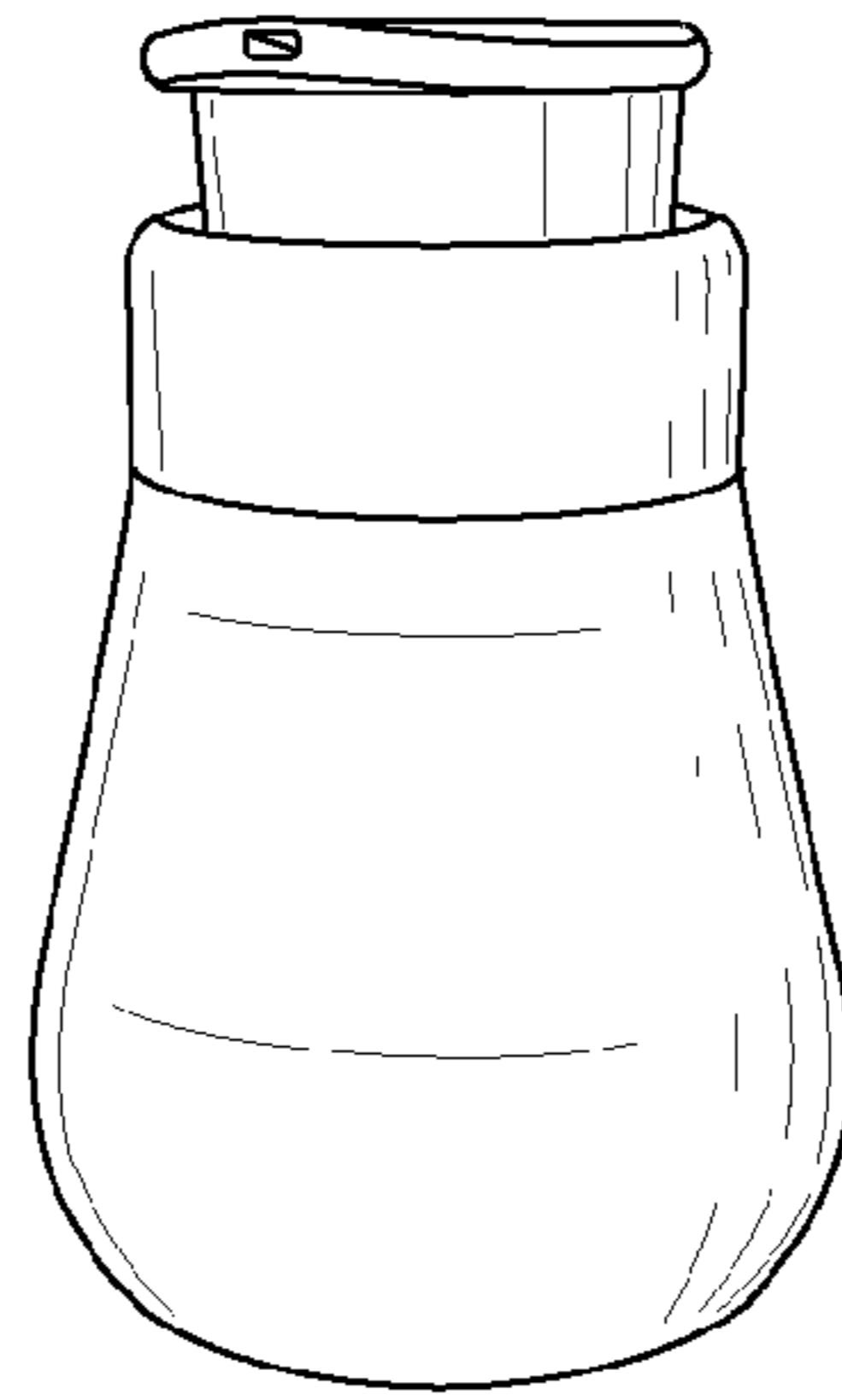


FIG. 7




FIG. 8




FIG. 9




FIG. 10

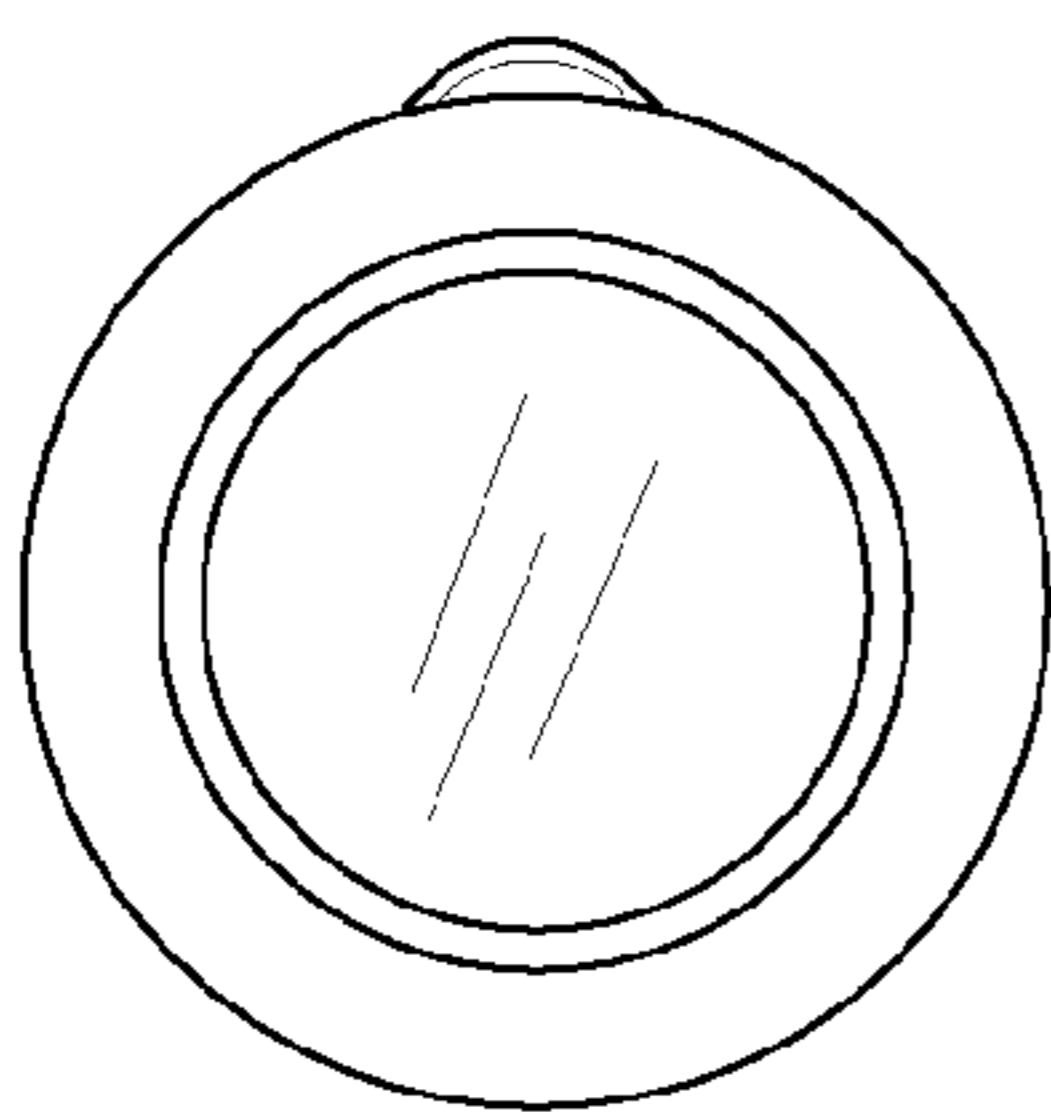


FIG. 12