



US00D719441S

(12) **United States Design Patent**
Matloff

(10) **Patent No.:** **US D719,441 S**

(45) **Date of Patent:** **** Dec. 16, 2014**

(54) **SET OF PACKAGING COMPONENTS**

(71) Applicant: **Asian Express Holdings Limited**,
Mongkok, Kowloon (HK)

(72) Inventor: **Darren Matloff**, Houston, TX (US)

(73) Assignee: **Asian Express Holdings Limited**, Hong
Kong (HK)

(**) Term: **14 Years**

(21) Appl. No.: **29/473,020**

(22) Filed: **Nov. 18, 2013**

(51) **LOC (10) Cl.** **09-03**

(52) **U.S. Cl.**
USPC **D9/430; D9/432**

(58) **Field of Classification Search**
CPC B29L 2031/7162; B29L 2031/7164;
B29L 2031/7166; B65D 1/22; B65D 1/34;
B65D 5/00; B65D 5/001; B65D 5/0025;
B65D 5/067-5/069; B65D 5/20; B65D 5/24;
B65D 5/42; B65D 5/46; B65D 5/64; B65D
5/72; B65D 5/74; B65D 21/00; B65D 43/162;
B65D 81/02; B65D 81/3813; B65D 71/12;
B65D 71/40; B65D 71/46
USPC D9/415-419, 420-425, 428, 429-435,
D9/535, 536, 541-543, 560, 707-710, 719,
D9/734; D3/203.2, 272, 273, 294, 298,
D3/302-304; D7/538-542, 601, 602, 629
See application file for complete search history.

(56) **References Cited**

U.S. PATENT DOCUMENTS

1,293,502 A * 2/1919 Mennen 222/565
1,295,997 A * 3/1919 Mennen 222/565

(Continued)

Primary Examiner — Susan Bennett Hattan

Assistant Examiner — Vy Koenig

(74) *Attorney, Agent, or Firm* — Knobbe Martens Olson &
Bear LLP

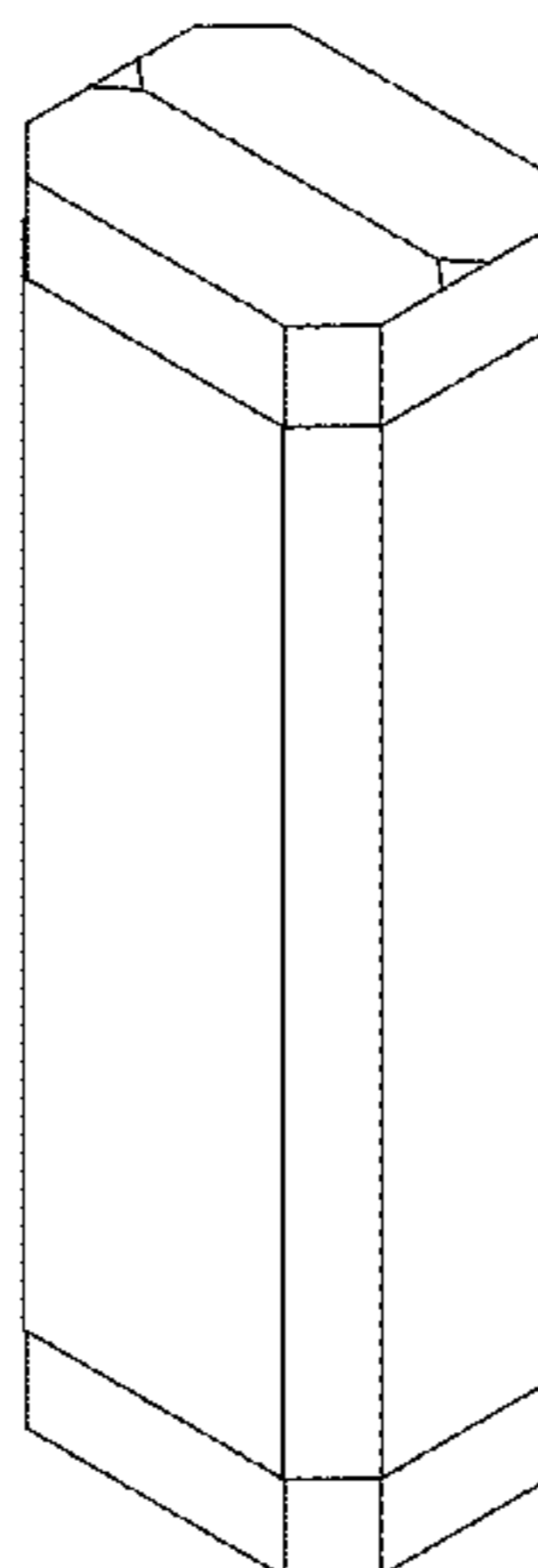
(57) **CLAIM**

The ornamental design for a set of packaging components, as shown and described.

DESCRIPTION

FIG. 1 is an exploded front perspective view of a set of packaging components showing outer, middle, and inner packaging components of my new design; FIG. 2 is a front perspective view of the set of packaging in components of FIG. 1 with the outer, middle, and inner packaging components in a fully assembled configuration, the inner packaging component being hidden from view inside the middle packaging component and the outer packaging component positioned over the middle packaging component; FIG. 3 is a front elevational view thereof, the rear elevational view being a mirror image thereof; FIG. 4 is a left side elevational view thereof, the right side elevational view being a mirror image thereof; FIG. 5 is a top plan view thereof; and FIG. 6 is a bottom plan view thereof. FIG. 7 is a front perspective view of the inner packaging component of the set of packaging in components, shown separately for ease of illustration; FIG. 8 is a front elevational view thereof, the rear elevational view being a mirror image thereof; FIG. 9 is a left side elevational view thereof, the right side elevational view being a mirror image thereof; FIG. 10 is a top plan view thereof; and FIG. 11 is a bottom plan view thereof. FIG. 12 is a front perspective view of the middle packaging component of the set of packaging components, shown separately for ease of illustration; FIG. 13 is a front elevational view thereof, the rear elevational view being a mirror image thereof; FIG. 14 is a left side elevational view thereof, the right side elevational view being a mirror image thereof; FIG. 15 is a top plan view thereof; and FIG. 16 is a bottom plan view thereof. FIG. 17 is a front perspective view of the outer packaging component of the set of packaging in components, shown separately for ease of illustration; FIG. 18 is a front elevational view thereof, the rear elevational view being a mirror image thereof; FIG. 19 is a left side elevational view thereof, the right side elevational view being a mirror image thereof; FIG. 20 is a top plan view thereof; and FIG. 21 is a bottom plan view thereof.

1 Claim, 9 Drawing Sheets



US D719,441 S

Page 2

(56)

References Cited

U.S. PATENT DOCUMENTS

D395,004 S * 6/1998 Shamoon D9/430
D494,860 S * 8/2004 Bacon D9/430

D638,291 S * 5/2011 England D9/432
2006/0191986 A1 * 8/2006 Focke et al. 229/146
2010/0059395 A1 * 3/2010 England 206/259

* cited by examiner




FIG. 1




FIG. 2

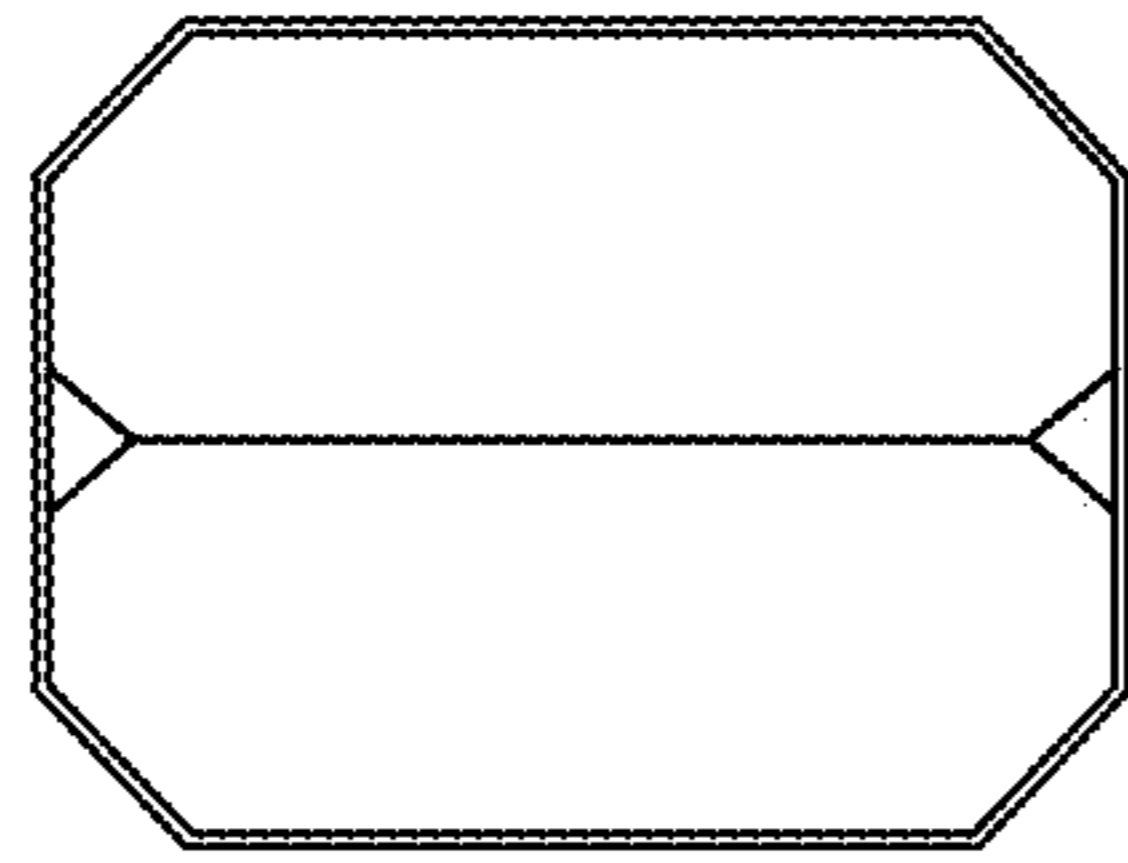


FIG. 5




FIG. 3




FIG. 4

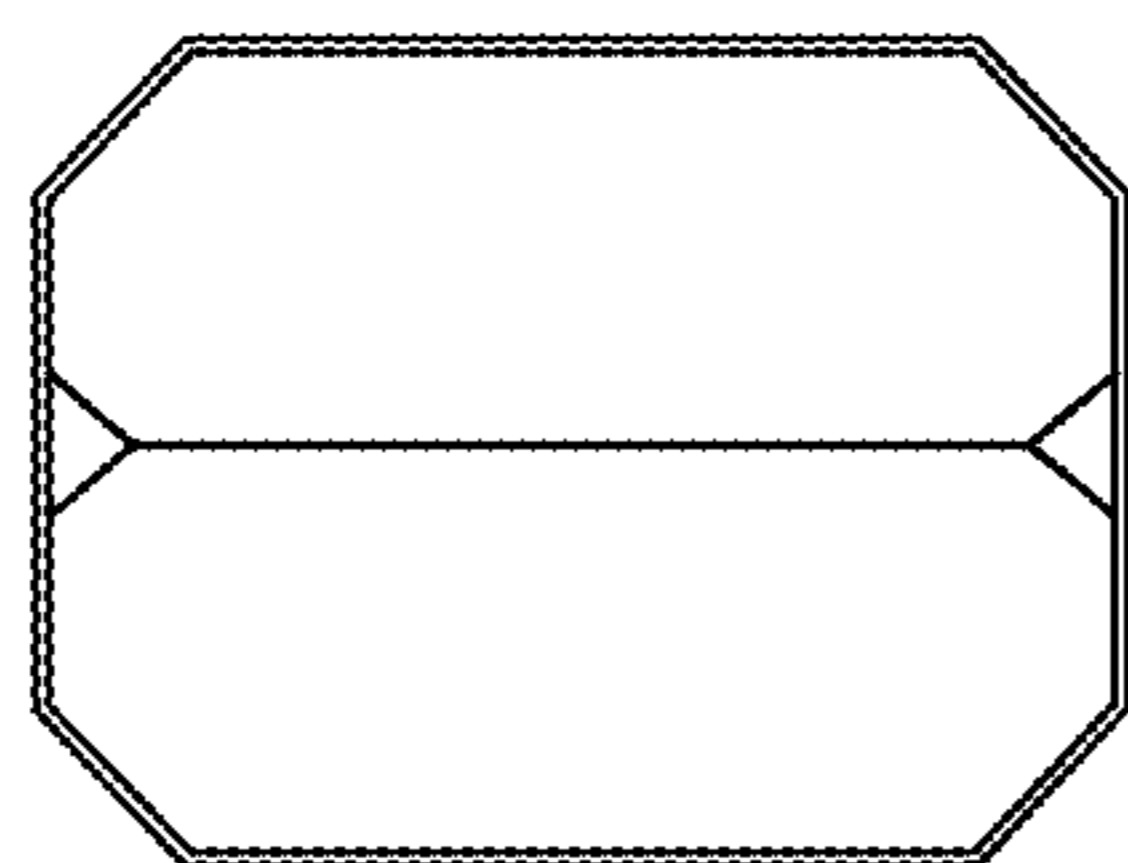


FIG. 6




FIG. 7

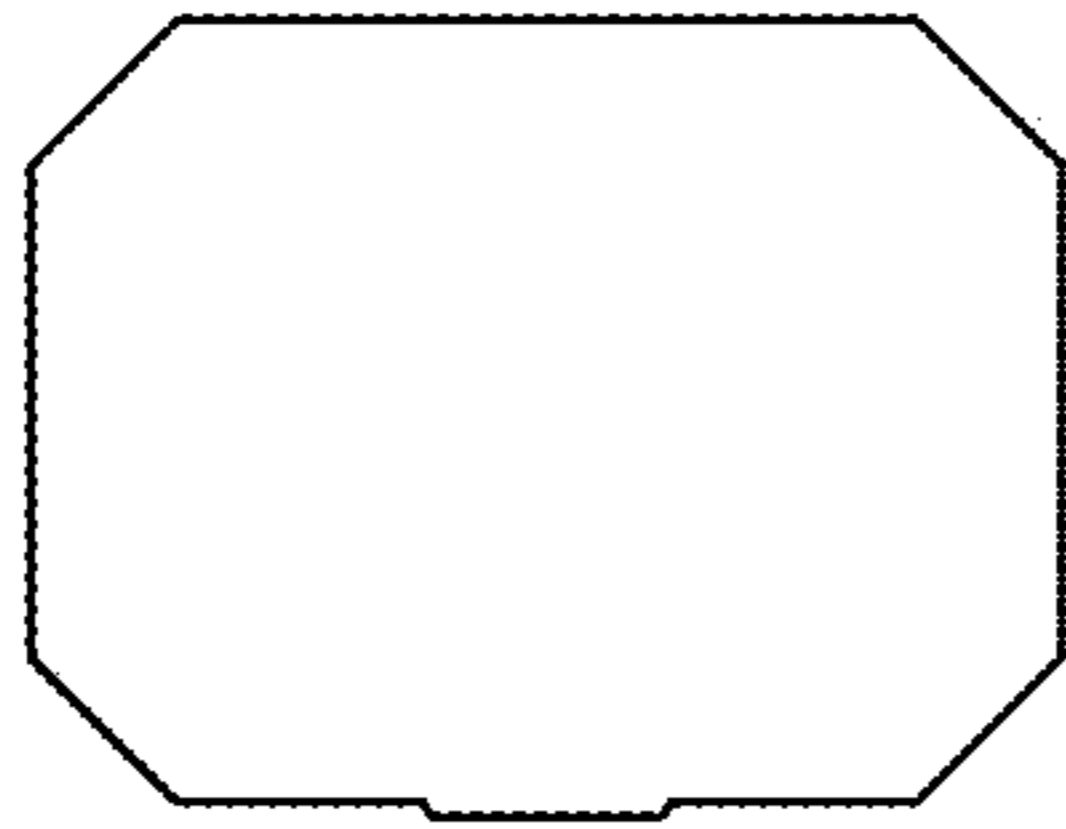


FIG. 10




FIG. 8




FIG. 9

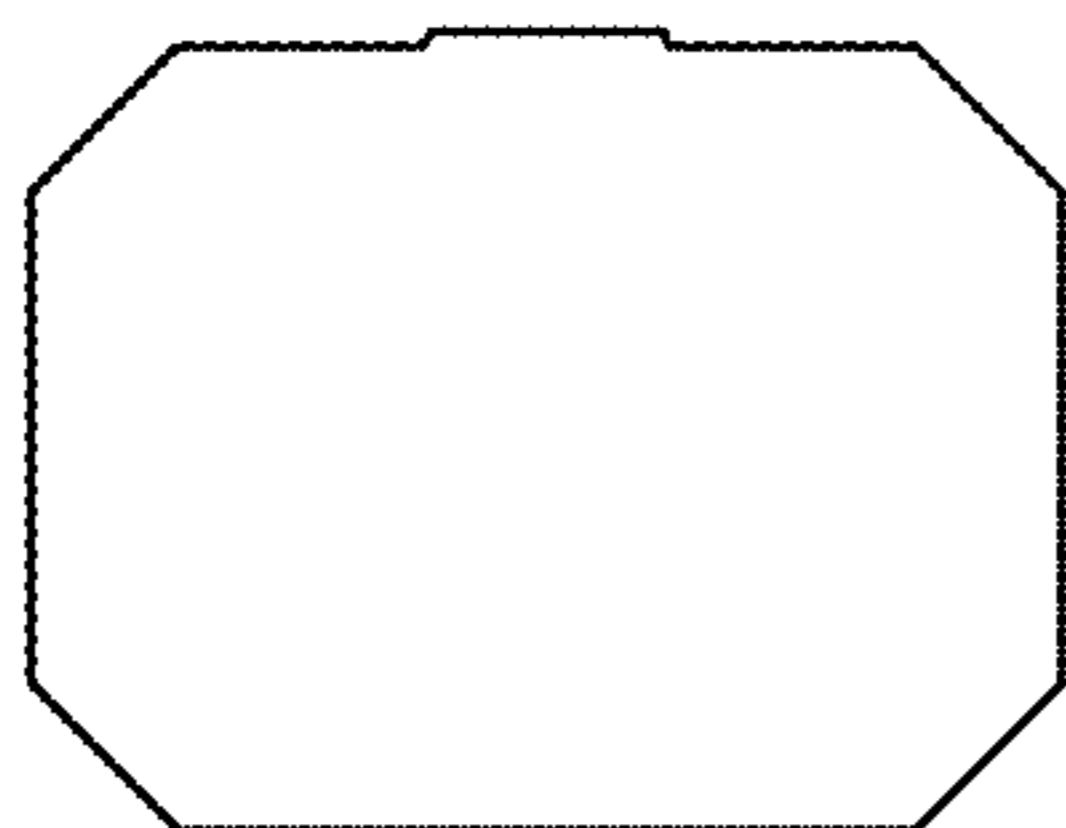


FIG. 11




FIG. 12

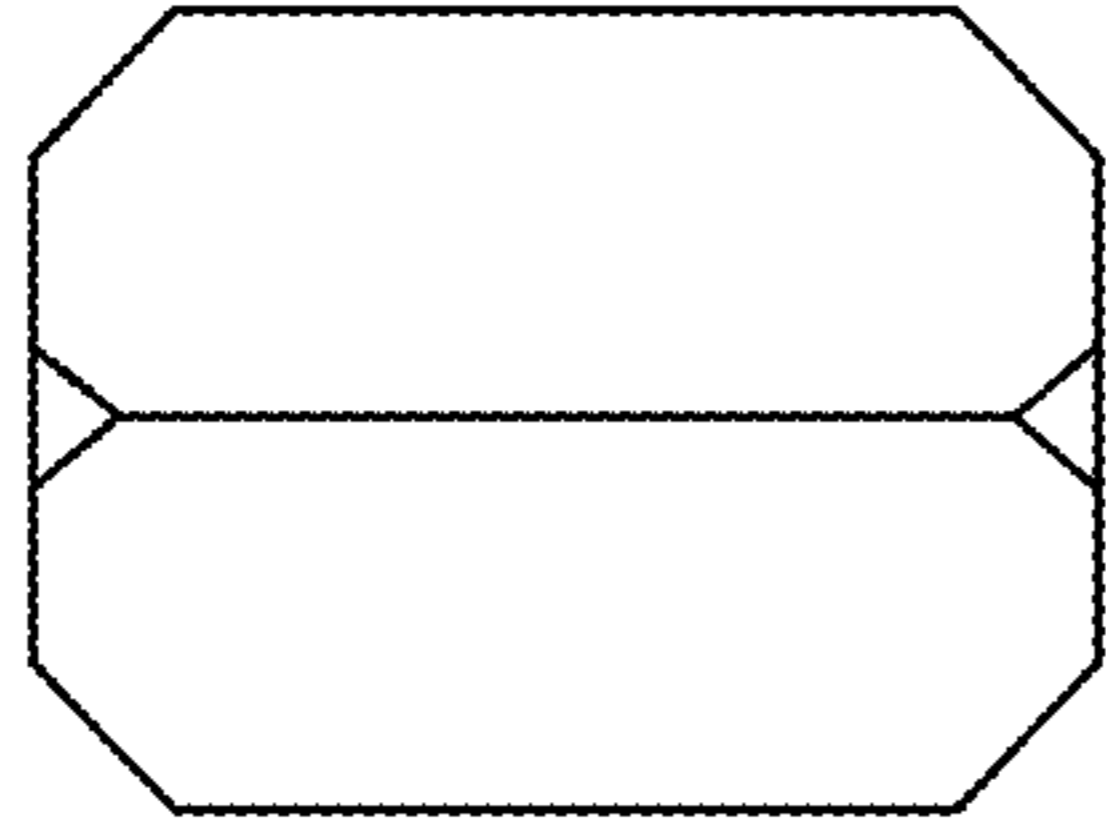


FIG. 15




FIG. 13




FIG. 14

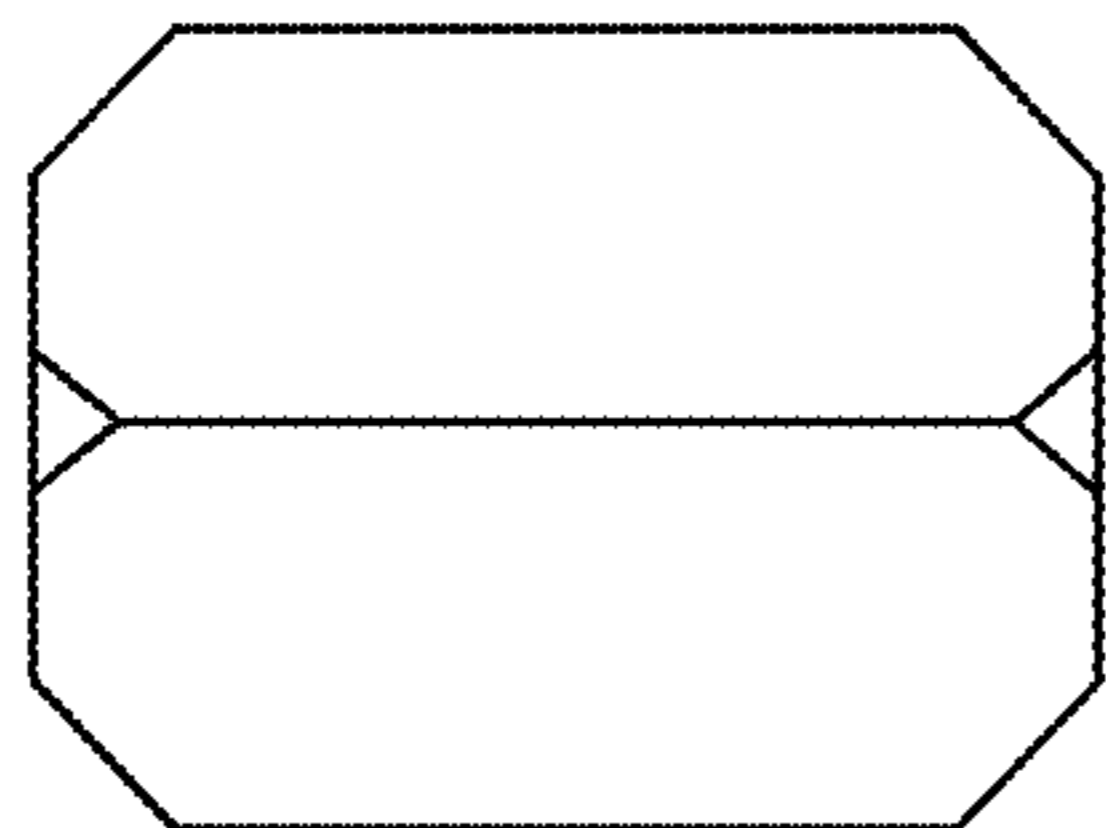


FIG. 16




FIG. 17

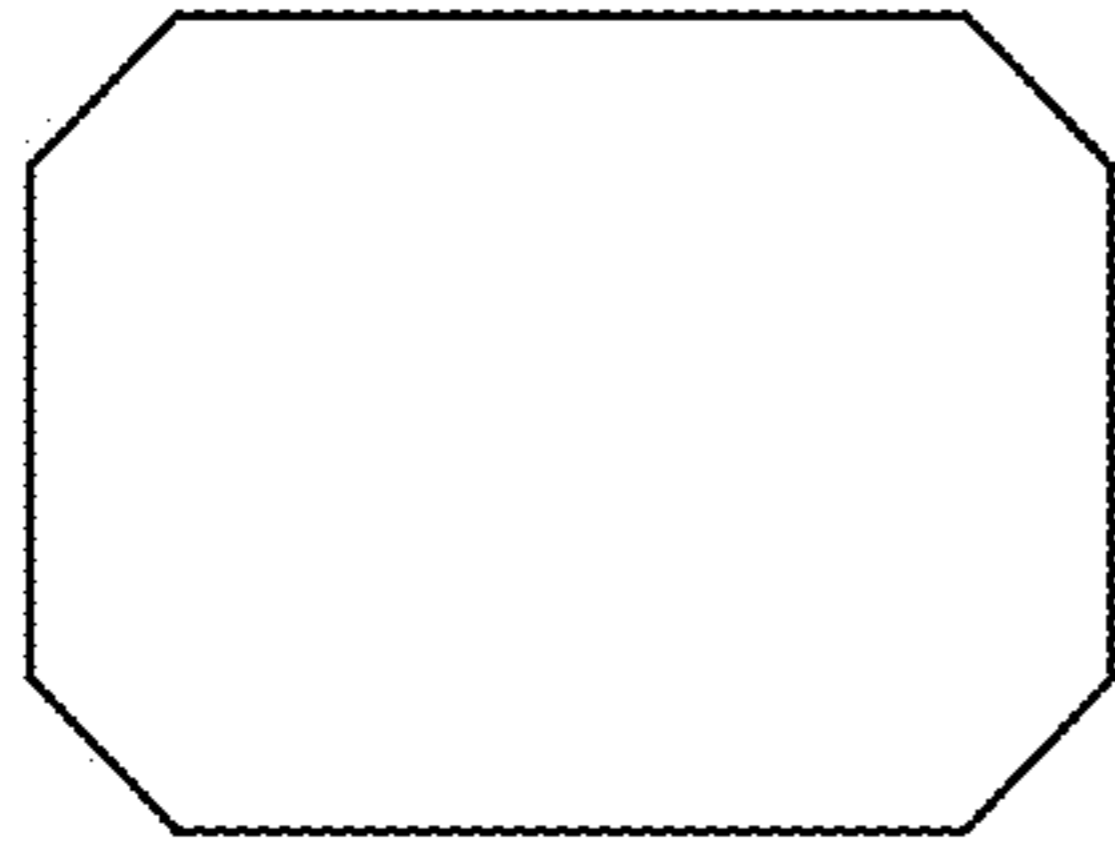


FIG. 20




FIG. 18




FIG. 19

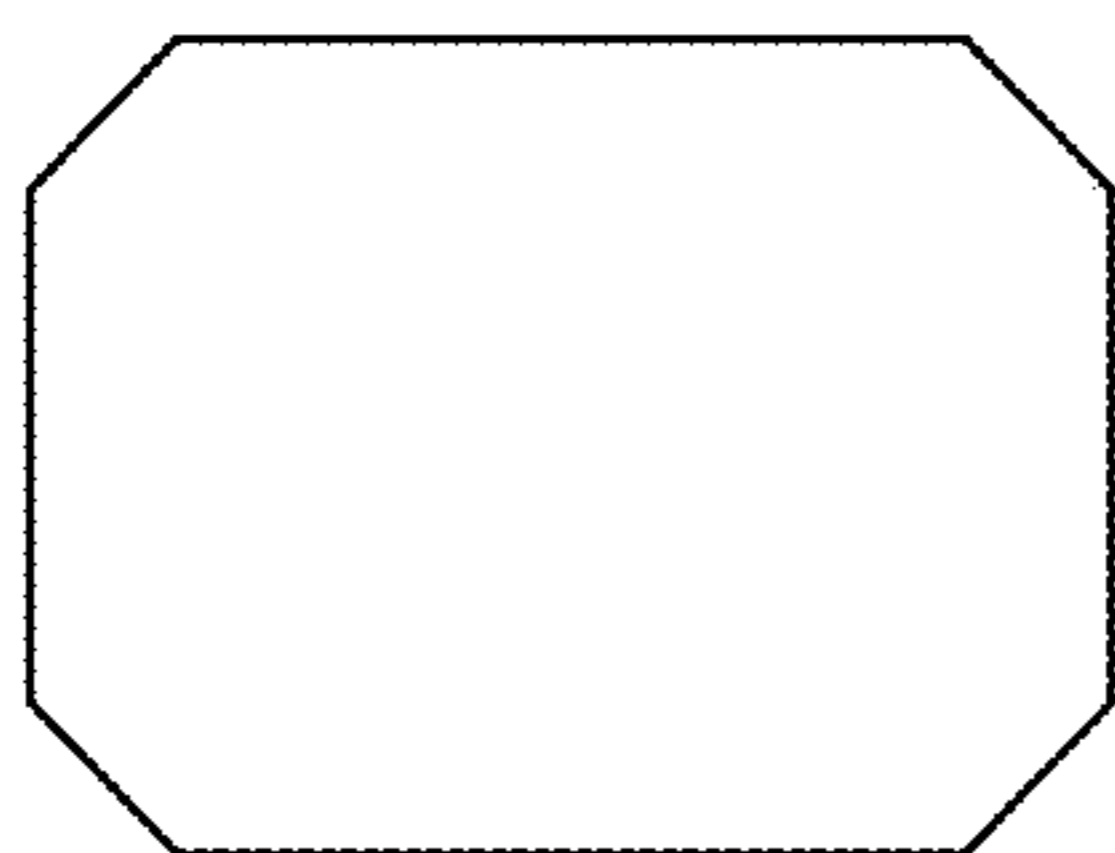


FIG. 21