



US00D719437S

(12) **United States Design Patent**  
**Atkins**

(10) **Patent No.:** **US D719,437 S**

(45) **Date of Patent:** **\*\* Dec. 16, 2014**

(54) **SQUARE BASE PYRAMID CORNER BRACKET**

(71) Applicant: **Brian Ira Atkins**, Colorado Springs, CO (US)

(72) Inventor: **Brian Ira Atkins**, Colorado Springs, CO (US)

(73) Assignee: **Brian Ira Atkins**, Colorado Springs, CO (US)

(\*\*) Term: **14 Years**

(21) Appl. No.: **29/434,793**

(22) Filed: **Oct. 17, 2012**

(51) **LOC (10) Cl.** ..... **08-05**

(52) **U.S. Cl.**  
USPC ..... **D8/349**

(58) **Field of Classification Search**  
USPC ..... D8/354, 380, 349, 382; 248/300, 237, 248/309.1; 52/188, 182, 191, 702, 712, 52/745.06, 189, 506.5, 586.1; 29/428, 29/525.01, 464; 249/14, 208, 205; 403/169, 167

See application file for complete search history.

(56) **References Cited**

**U.S. PATENT DOCUMENTS**

D256,663 S *	9/1980	Gilb	.....	D8/354
D364,794 S *	12/1995	Eberschlag	.....	D8/354
D387,970 S *	12/1997	Enslin	.....	D8/349
D492,889 S *	7/2004	Craine	.....	D8/354
D523,803 S *	6/2006	Smith et al.	.....	D12/223
D557,117 S *	12/2007	Cannaverde	.....	D8/354
D558,039 S *	12/2007	Skinner	.....	D8/382

D558,040 S *	12/2007	Skinner	.....	D8/382
D558,041 S *	12/2007	Skinner	.....	D8/382
D561,563 S *	2/2008	Hoffner	.....	D8/354
D575,220 S *	8/2008	Pockalny	.....	D12/223
D590,697 S *	4/2009	Townley	.....	D8/354
D595,115 S *	6/2009	Royer	.....	D8/354
D619,879 S *	7/2010	McCarthy et al.	.....	D8/354
D624,805 S *	10/2010	Clarke	.....	D8/354
D625,168 S *	10/2010	Chen	.....	D8/354
D646,955 S *	10/2011	Sanders et al.	.....	D8/354
D649,016 S *	11/2011	Rasmussen	.....	D8/354
D654,350 S *	2/2012	Preda	.....	D8/354
D667,288 S *	9/2012	Preda	.....	D8/354
D667,718 S *	9/2012	Preda	.....	D8/354
2002/0112439 A1 *	8/2002	Rosas	.....	52/712

\* cited by examiner

*Primary Examiner* — Mark Goodwin

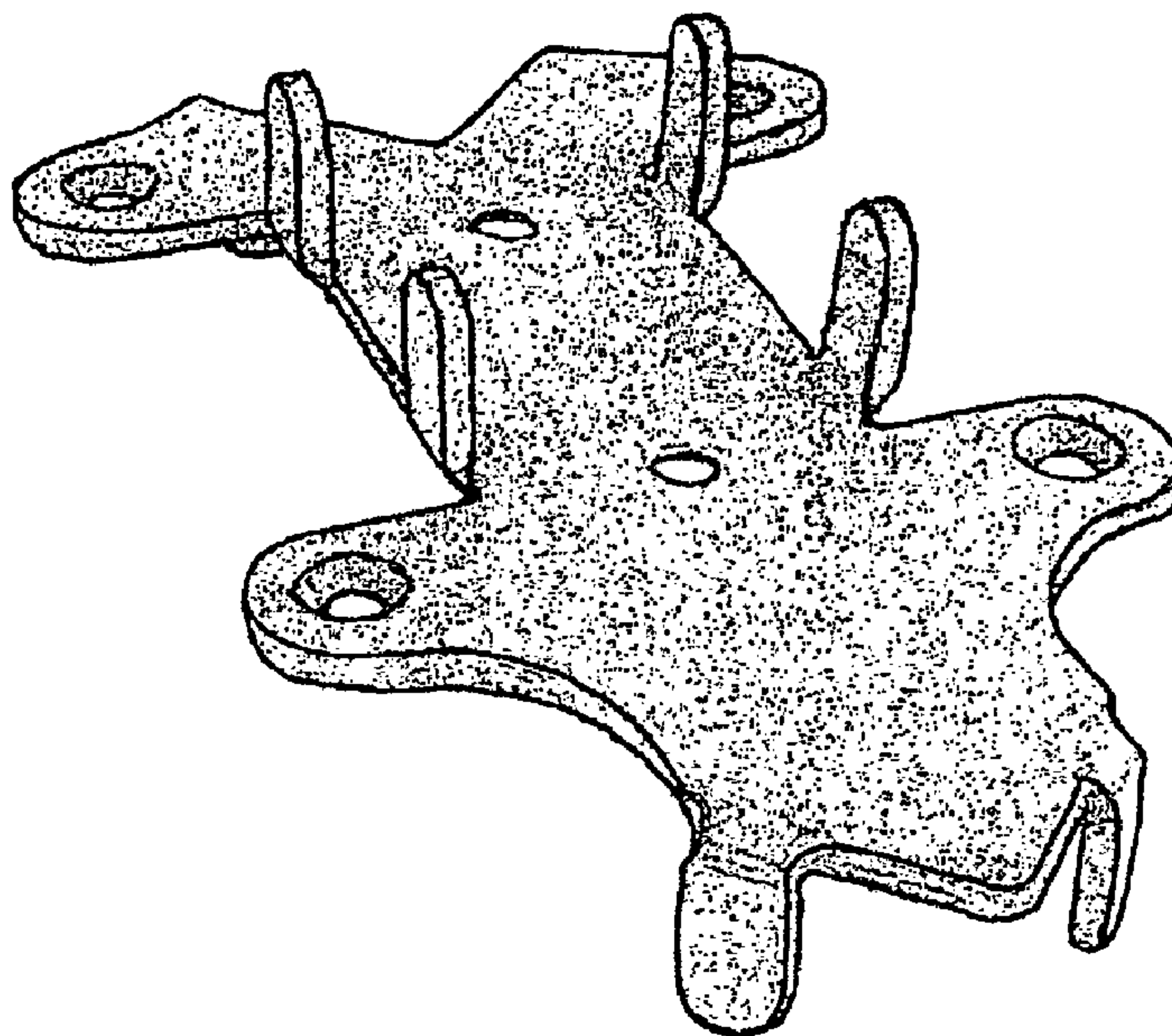
(57) **CLAIM**

The ornamental design for square base pyramid corner bracket, as shown and described.

**DESCRIPTION**

FIG. 1 is a perspective view of the square base pyramid corner bracket showing my new design;  
 FIG. 2 is a top view thereof;  
 FIG. 3 is a bottom view thereof;  
 FIG. 4 is a left side view, the opposite being a mirror image thereof;  
 FIG. 5 is a front view, the opposite side being a mirror image thereof; and,  
 FIG. 6 is a perspective view thereof shown in use condition mounted to the wooden members of a pyramid structure.  
 The broken line showing of the pyramid structure is included for the purpose of illustrating environmental use only and forms no part of the claimed design.

**1 Claim, 3 Drawing Sheets**



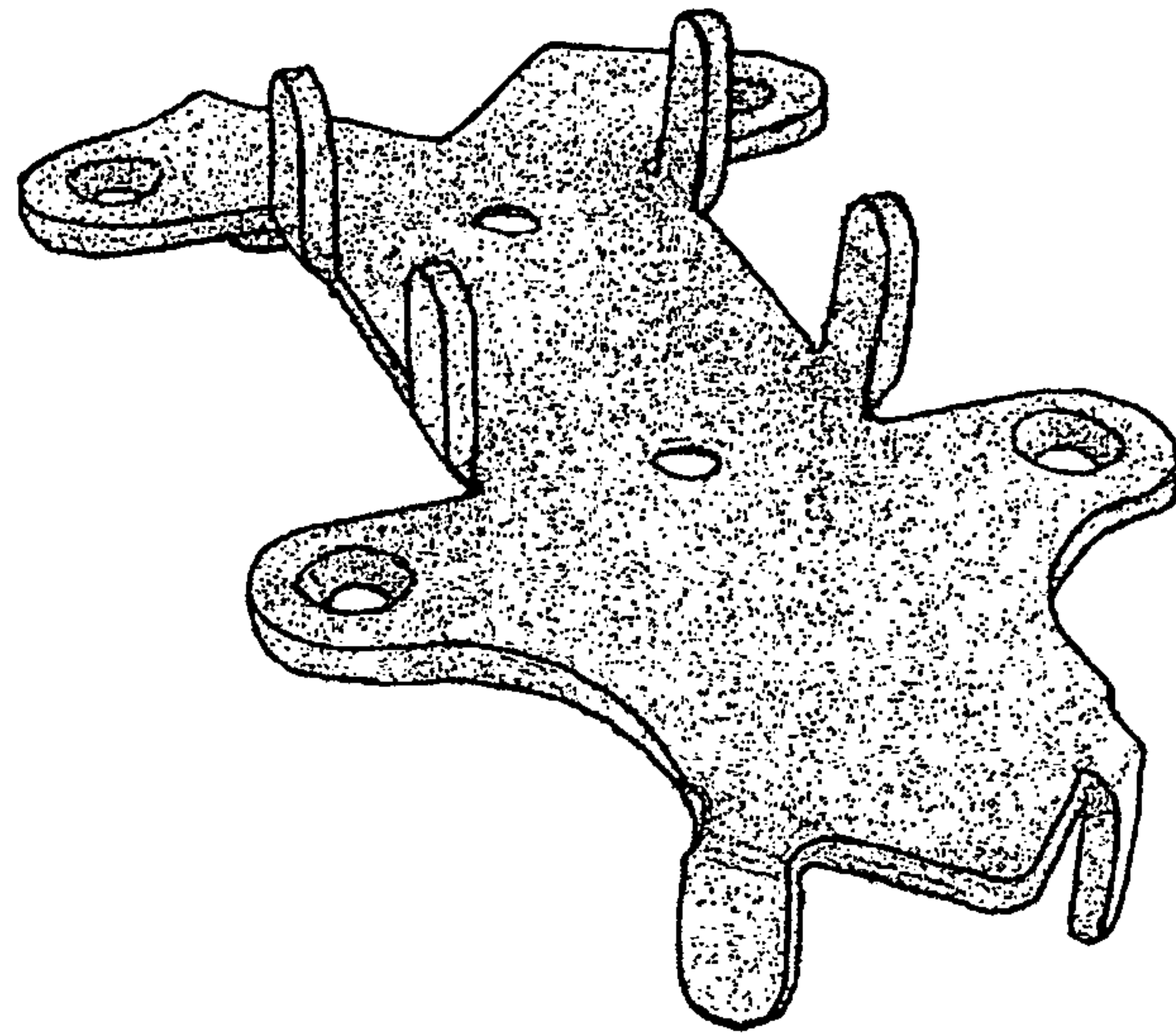


Fig. 1

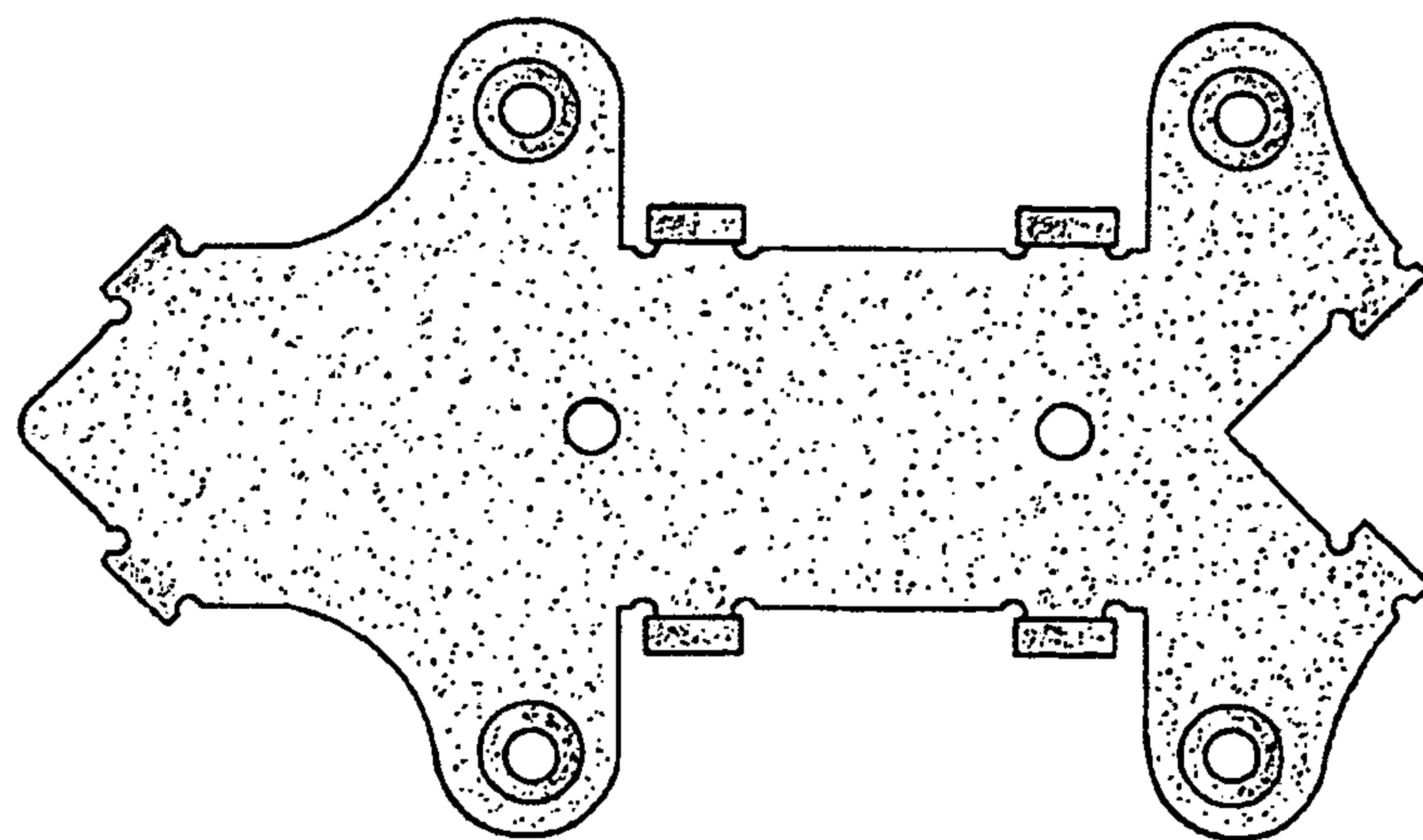


Fig. 2

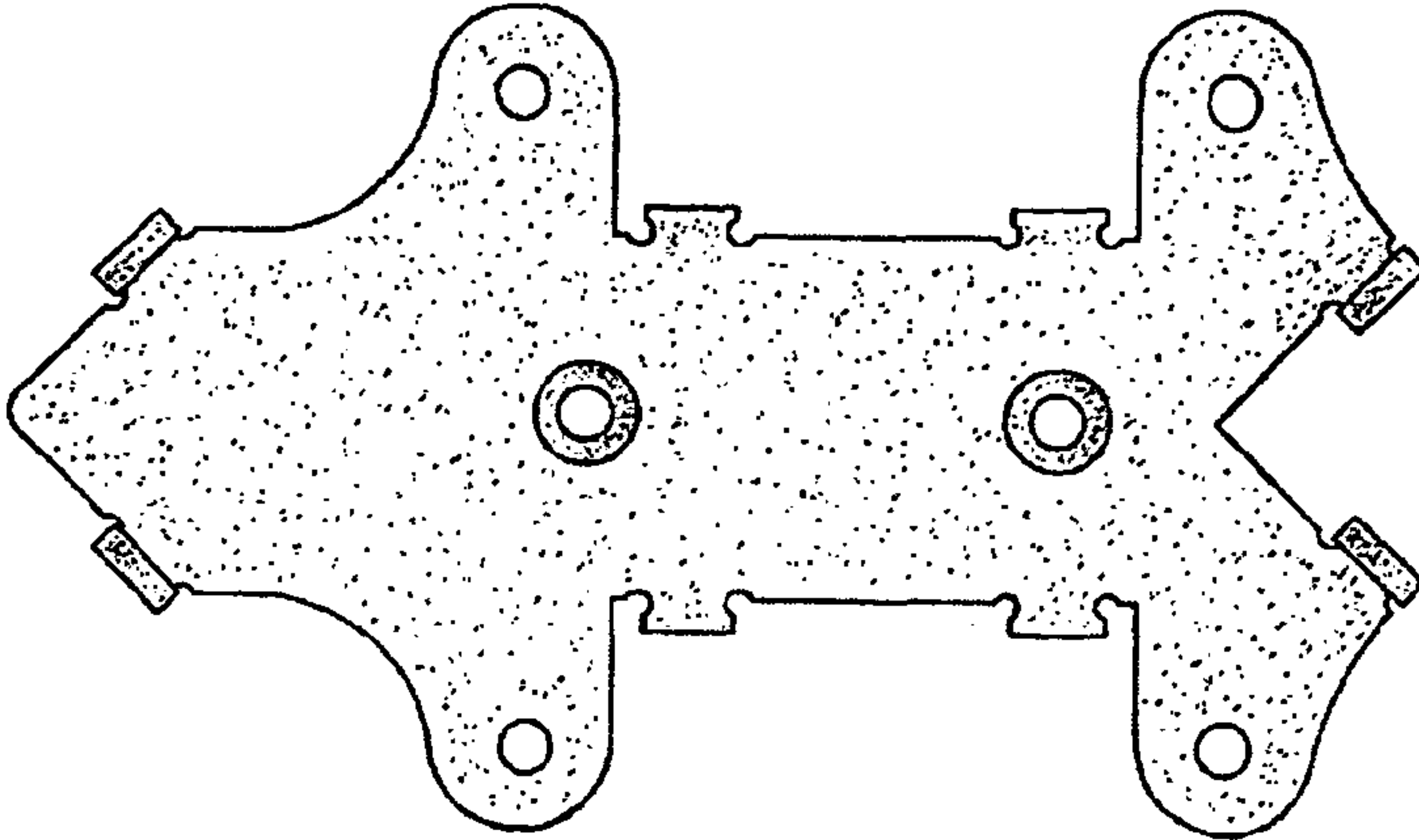


Fig. 3

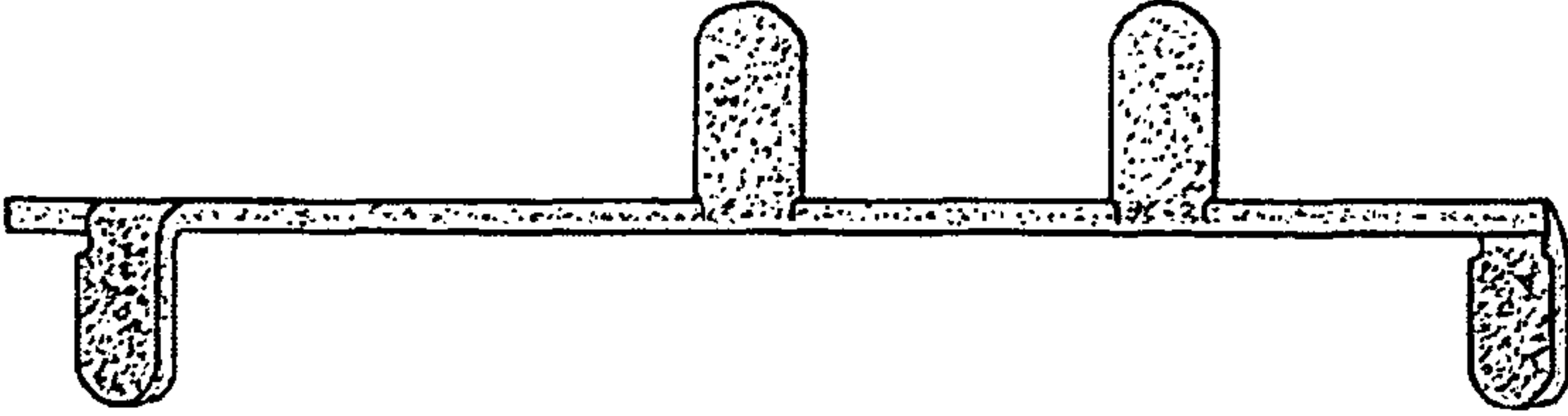


Fig. 4

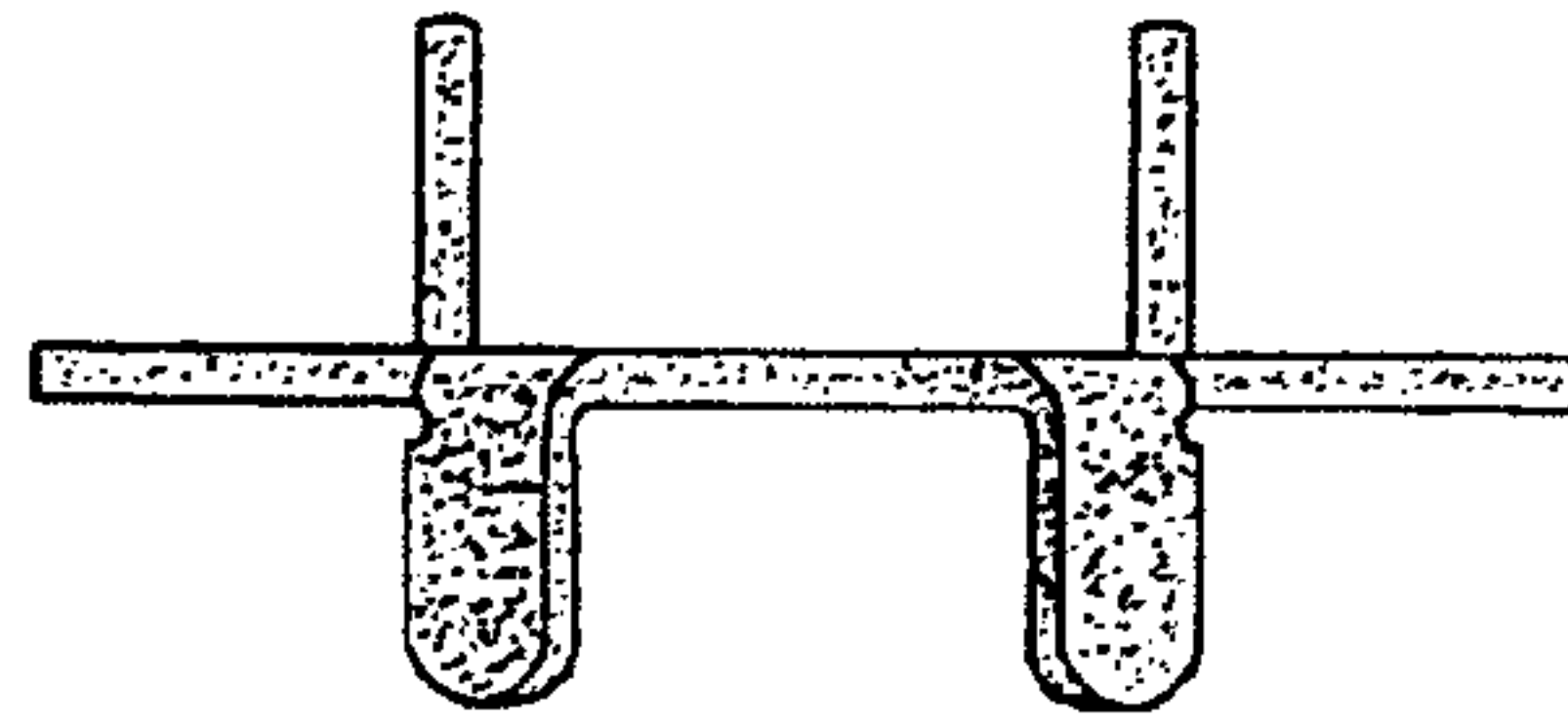


Fig. 5

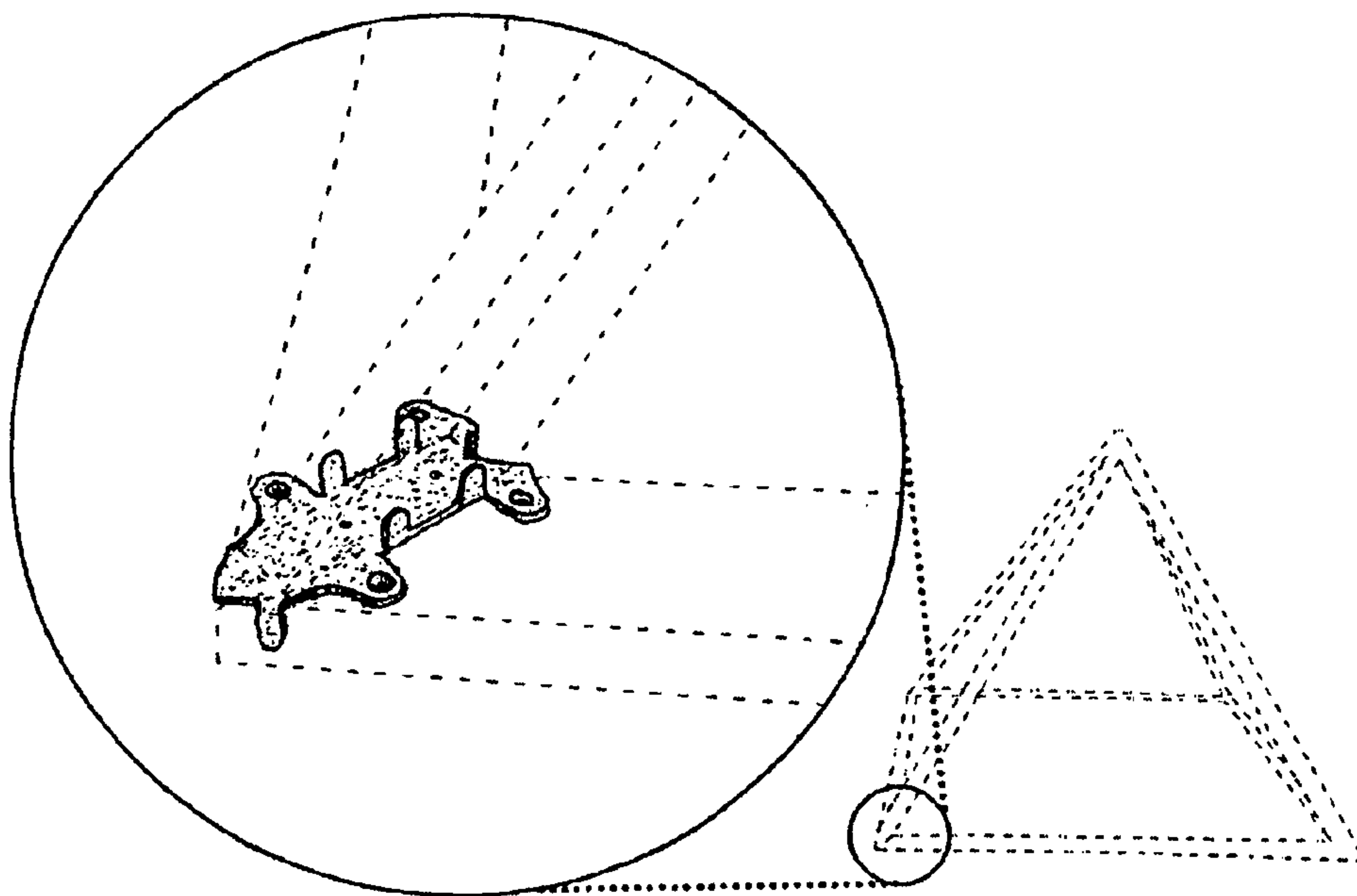


Fig. 6