



US00D719430S

(12) **United States Design Patent**  
**Gillogly**

(10) **Patent No.:** **US D719,430 S**

(45) **Date of Patent:** **\*\* Dec. 16, 2014**

(54) **COMBINED PANEL PULLER AND FASTENER REMOVER PICK**

(71) Applicant: **IDEAL Industries, Inc.**, Sycamore, IL (US)

(72) Inventor: **Dennis Gillogly**, Aurora, IL (US)

(73) Assignee: **IDEAL Industries, Inc.**, Sycamore, IL (US)

(\*\*) Term: **14 Years**

(21) Appl. No.: **29/466,673**

(22) Filed: **Sep. 10, 2013**

(51) **LOC (10) Cl.** ..... **08-05**

(52) **U.S. Cl.**  
USPC ..... **D8/89**

(58) **Field of Classification Search**  
CPC ..... B25B 31/00  
USPC ..... 254/25, 120, 131; 29/275, 278; D8/14, D8/88, 89  
See application file for complete search history.

(56) **References Cited**

**U.S. PATENT DOCUMENTS**

1,508,725 A \* 9/1924 Schloesser ..... 294/99.2  
2,681,791 A \* 6/1954 Hahn ..... 254/131

4,627,141 A \* 12/1986 Teske ..... 29/275  
6,308,934 B1 \* 10/2001 Gallo ..... 254/25  
D568,124 S \* 5/2008 Stevens, Sr. .... D8/14  
D625,982 S \* 10/2010 Oyama ..... D8/76  
D631,320 S \* 1/2011 Crookston ..... D8/89  
D667,714 S \* 9/2012 Ortiz ..... D8/89  
D668,523 S \* 10/2012 Ortiz ..... D8/89  
2008/0315165 A1 \* 12/2008 Prater et al. .... 254/25

\* cited by examiner

*Primary Examiner* — Adir Aronovich

*Assistant Examiner* — Ethiene Salgado-Rodriguez

(74) *Attorney, Agent, or Firm* — Greenberg Traurig, LLP

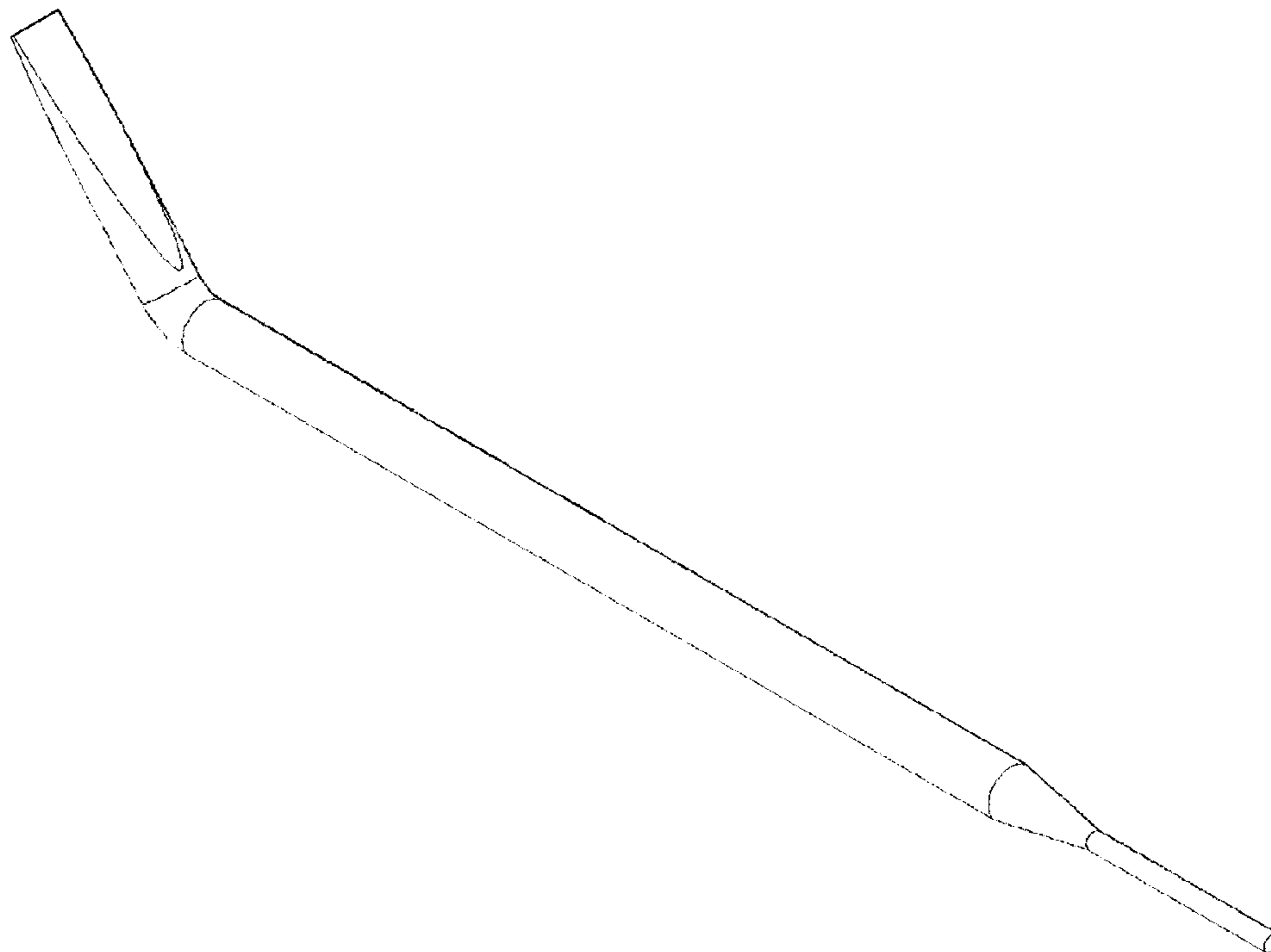
(57) **CLAIM**

The ornamental design for a combined panel puller and fastener remover pick, as shown and described.

**DESCRIPTION**

FIG. 1 is a perspective view of a combined panel puller and fastener remover pick showing my new design; FIG. 2 is a front elevational view thereof; FIG. 3 is a right side elevational view thereof; FIG. 4 is a rear elevational view thereof; FIG. 5 is a top plan view thereof; FIG. 6 is a left side elevational view thereof; and, FIG. 7 is a bottom plan view thereof.

**1 Claim, 7 Drawing Sheets**



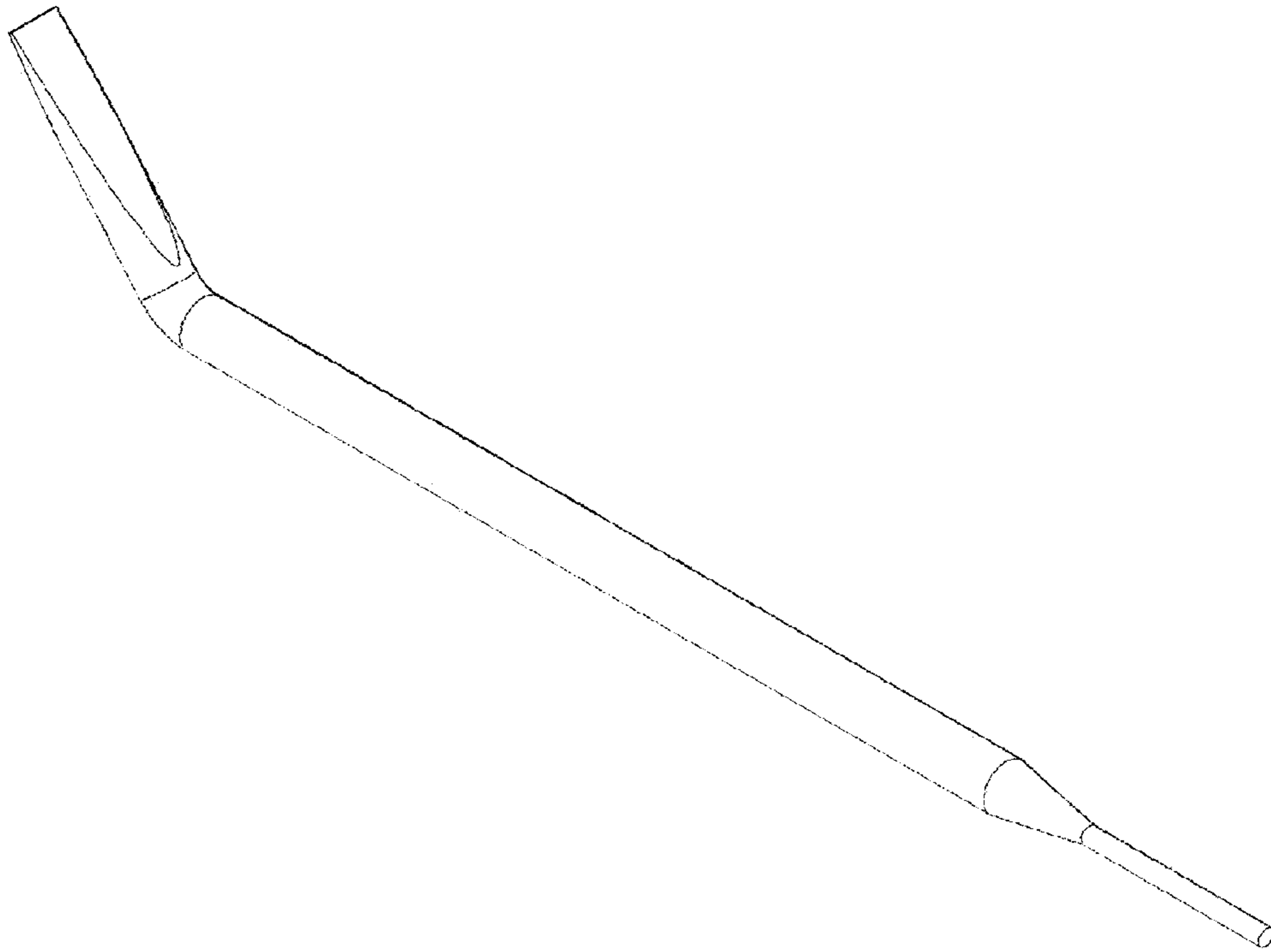


FIG. 1



FIG. 2




FIG. 3




FIG. 4




FIG. 5



FIG. 6




FIG. 7