



US00D719418S

(12) **United States Design Patent**  
**Boies**

(10) **Patent No.:** **US D719,418 S**  
(45) **Date of Patent:** **\*\* Dec. 16, 2014**

(54) **TOOL HANDLE**  
(71) Applicant: **Garant GP, Saint-Francois (CA)**  
(72) Inventor: **David Boies, Levis (CA)**  
(73) Assignee: **Garant GP, Saint-François (CA)**  
(\*\*) Term: **14 Years**  
(21) Appl. No.: **29/473,727**

D519,820 S 5/2006 Newman et al.  
D534,045 S 12/2006 Fortier  
D563,181 S 3/2008 Gailey  
D569,697 S \* 5/2008 Baker ..... D8/10  
D592,920 S \* 5/2009 Boies et al. .... D8/10  
D604,126 S 11/2009 Boies et al.  
D604,573 S \* 11/2009 Boies et al. .... D8/10  
D606,817 S \* 12/2009 Boies ..... D8/10  
D606,818 S \* 12/2009 Atnip et al. .... D8/10  
D611,316 S 3/2010 Boies et al.  
D613,567 S \* 4/2010 Atnip et al. .... D8/10  
D650,250 S \* 12/2011 Frenkel ..... D8/10

(22) Filed: **Nov. 25, 2013**  
(51) **LOC (10) Cl.** ..... **08-01**  
(52) **U.S. Cl.**  
USPC ..... **D8/10; D8/107**  
(58) **Field of Classification Search**  
CPC ..... A01B 11/00; A01B 1/02; A01B 1/04  
USPC ..... D8/1, 10, 107; 294/49, 53.5, 54.5, 51,  
294/58, 56, 57, 55.5; 56/400.1  
See application file for complete search history.

\* cited by examiner

*Primary Examiner* — Sheryl Lane

(57) **CLAIM**  
The ornamental design for a tool handle, as shown and described.

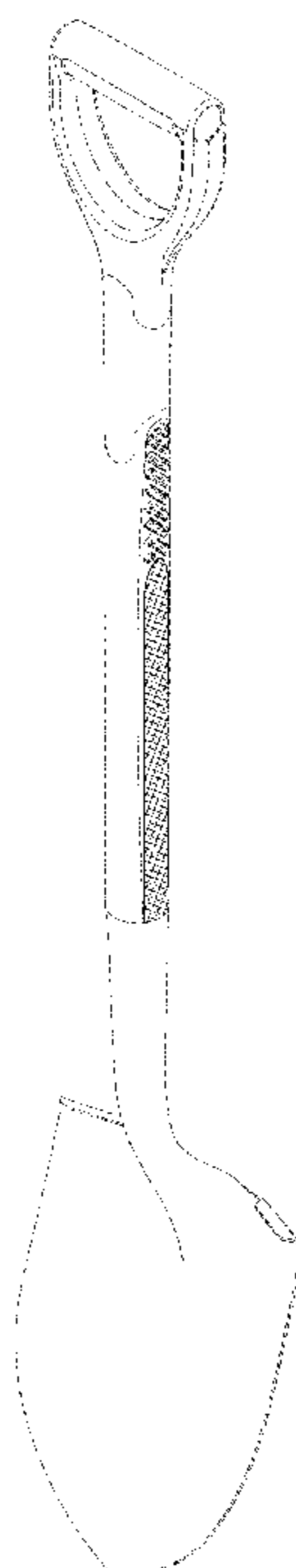
**DESCRIPTION**

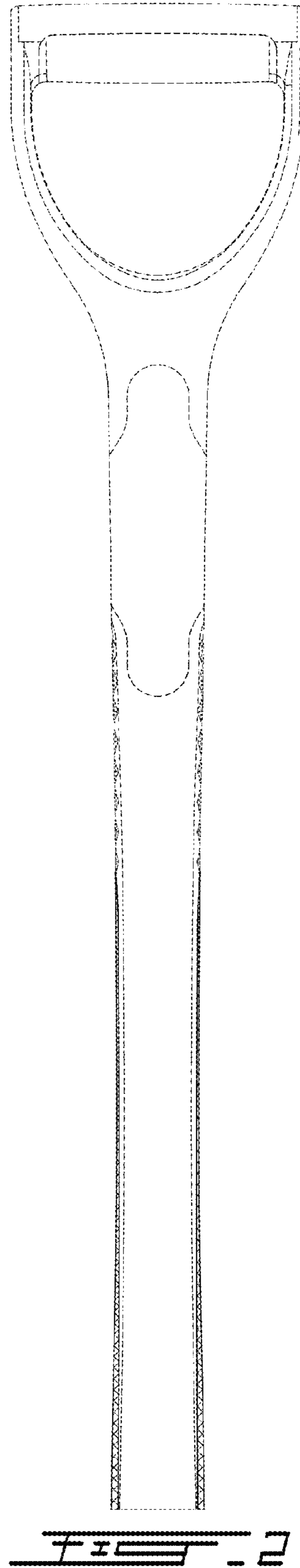
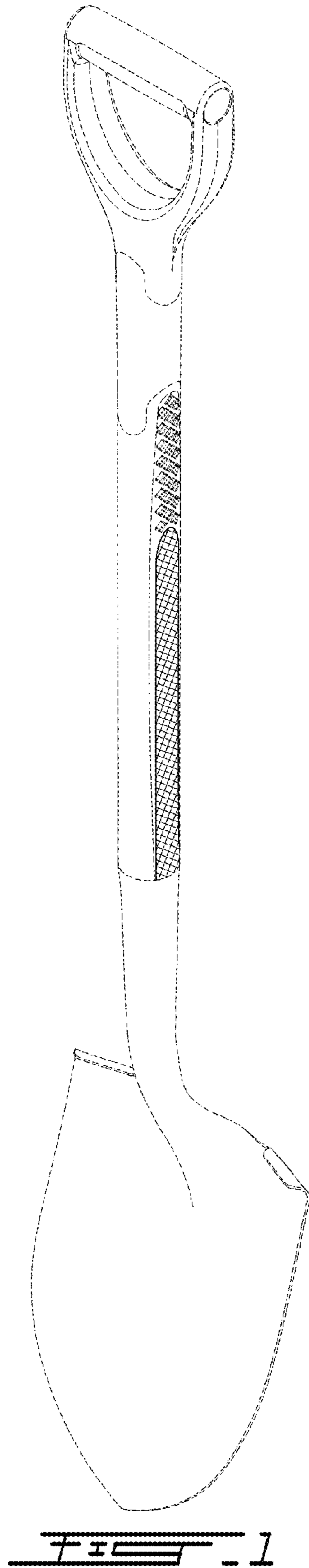
FIG. 1 is a perspective view of a tool handle showing my new design;  
FIG. 2 is a front view of the tool handle of FIG. 1;  
FIG. 3 is a side view of the tool handle of FIG. 1;  
FIG. 4 is a top view of the tool handle of FIG. 1;  
FIG. 5 is a bottom view of the tool handle of FIG. 1; and,  
FIG. 6 is a back view of the tool handle of FIG. 1.  
The broken line showing of portions of the tool handle is included for the purpose of illustrating environmental structure and forms no part of the claimed design.  
The crisscross pattern is included for the purpose in highlighting the claimed surfaces. This pattern does not represent texture or pattern on the tool handle.

(56) **References Cited**  
U.S. PATENT DOCUMENTS

3,848,915 A \* 11/1974 Wherry ..... 294/49  
D242,520 S 11/1976 Nollar  
D392,520 S \* 3/1998 Tisbo et al. .... D8/10  
D398,202 S \* 9/1998 Tisbo et al. .... D8/10  
D402,172 S 12/1998 Tisbo et al.  
D413,774 S 9/1999 Spear  
D437,532 S 2/2001 Petruzzelli  
D466,389 S 12/2002 Clivio  
D486,043 S 2/2004 Bennett  
D495,934 S 9/2004 Lin  
D516,881 S 3/2006 Conaway et al.  
D517,875 S 3/2006 Conaway et al.

**1 Claim, 3 Drawing Sheets**





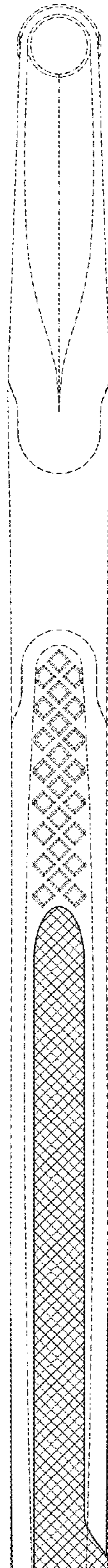


FIG. 3




FIG. 4

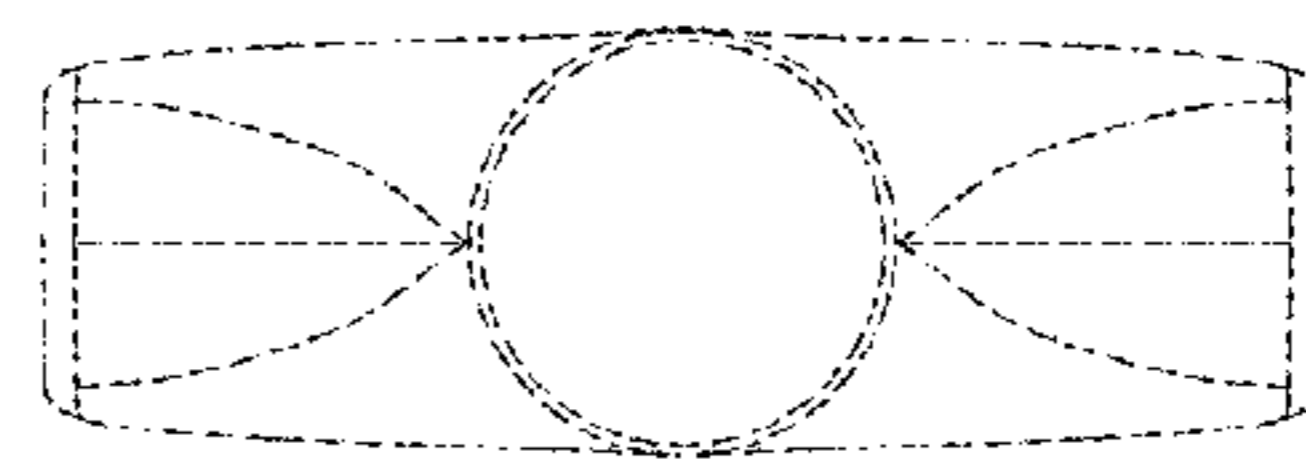


FIG. 5

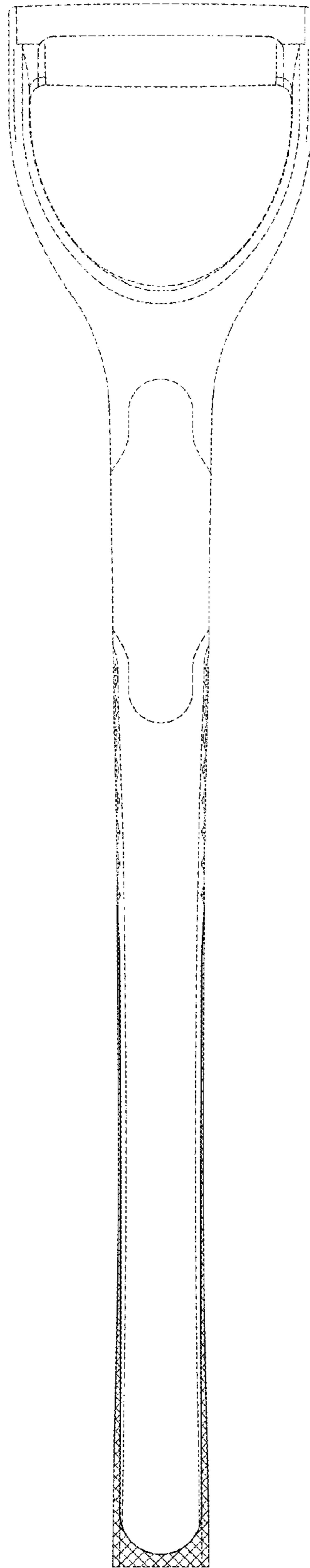


FIG. 6