



US00D719405S

(12) **United States Design Patent**
Miller

(10) **Patent No.:** **US D719,405 S**

(45) **Date of Patent:** **** Dec. 16, 2014**

- (54) **CHEF'S KNIFE**
- (71) Applicant: **Michael David Miller**, Wichita, KS
(US)
- (72) Inventor: **Michael David Miller**, Wichita, KS
(US)
- (73) Assignee: **Phantom Enterprises, Inc.**, Newton, KS
(US)
- (**) Term: **14 Years**
- (21) Appl. No.: **29/462,946**
- (22) Filed: **Aug. 9, 2013**
- (51) **LOC (10) Cl.** **07-03**
- (52) **U.S. Cl.**
USPC **D7/401.2; D7/642; D7/649**
- (58) **Field of Classification Search**
CPC A47G 21/06; A47G 21/065; A61B 17/14;
A61B 17/32; A61B 17/3211; A61B 17/3213;
A47J 17/02; B21D 53/64; B26B 1/00; B26B
1/08; B26B 1/10; B26B 3/00; B26B 3/02;
B26B 3/03; B26B 3/04; B26B 3/06; B26B
5/00; B26B 5/001; B26B 5/007; B26B 7/00;
B26B 7/005; B26B 9/00; B26B 9/02; B26B
11/00; B26B 11/006; B26B 17/00; B26B
17/006; B26B 29/02; B67B 7/24; B25G 1/102
USPC D8/93, 97-100, 107, 300, 303, 321;
D22/117-118; 30/1, 136, 142,
30/147-149, 295, 329, 340-345
See application file for complete search history.

1,750,577 A *	3/1930	De Bracht	30/295
2,315,898 A	4/1943	Krilow		
2,338,007 A	12/1943	Morris et al.		
2,494,306 A	1/1950	Morvey et al.		
2,569,022 A	9/1951	Sager et al.		
2,650,426 A	9/1953	Montelius et al.		
D195,951 S	8/1963	Wildgen et al.		
4,017,970 A	4/1977	Williams		
4,178,684 A	12/1979	Mightly		
4,367,665 A	1/1983	Terpstra et al.		
4,438,767 A	3/1984	Nelson		
D295,011 S *	4/1988	Herron et al.	D7/649
5,365,666 A	11/1994	Gonzalez		
5,511,310 A	4/1996	Sessions et al.		
D377,296 S	1/1997	Roberts		
D397,282 S *	8/1998	Derkatz	D8/107
D445,643 S	7/2001	Kazaklaris		
D461,681 S *	8/2002	Lothe	D7/401.2
D461,688 S *	8/2002	Lothe	D7/649
D508,194 S *	8/2005	Carter, III	D8/99
D539,085 S *	3/2007	Aston, III	D7/401.2
7,434,320 B2	10/2008	Aston, III		
D610,399 S *	2/2010	Hamlin	D7/387
D643,260 S	8/2011	Spiegel		
D643,261 S *	8/2011	Spiegel	D7/649

(Continued)

Primary Examiner — Ricky Pham

(57) **CLAIM**

The ornamental design for a chef's knife, as shown and described.

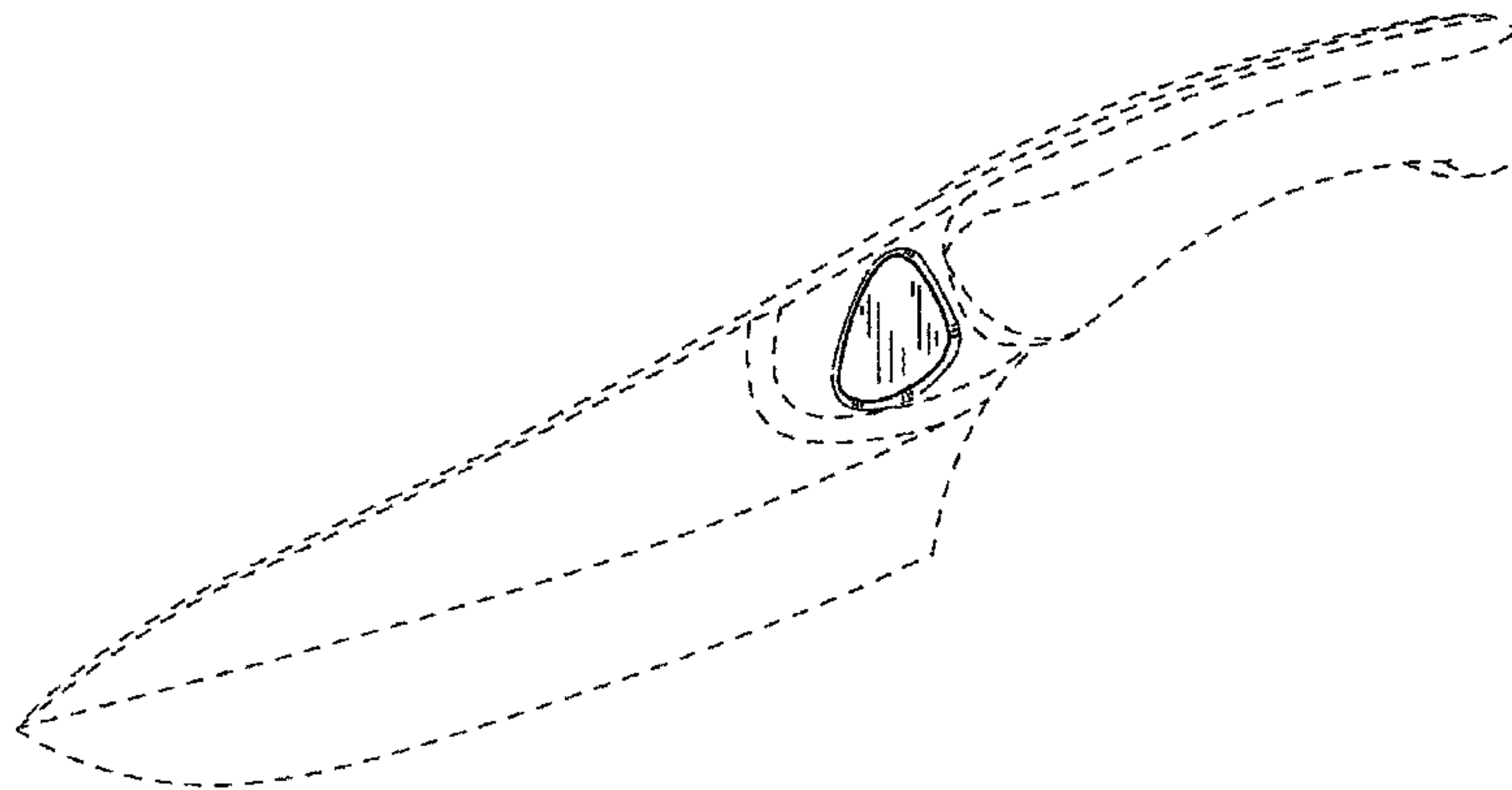
DESCRIPTION

FIG. 1 is a perspective view of the chef's knife showing my new design.
 FIG. 2 is a left side view of the chef's knife showing my new design; and,
 FIG. 3 is a right side view of the chef's knife showing my new design.
 The broken lines showing the environmental structure of the chefs knife surrounding the indentation are for the purpose of illustration and form no part of the claimed invention.

1 Claim, 3 Drawing Sheets

(56) **References Cited**
 U.S. PATENT DOCUMENTS

492,409 A *	2/1893	May	30/295
649,059 A *	5/1900	Kern	30/295
673,506 A *	5/1901	Pitts	30/1
1,571,886 A	2/1926	North		



(56)

References Cited

U.S. PATENT DOCUMENTS

2002/0170184 A1 * 11/2002 Lothe 30/295
2003/0046818 A1 3/2003 Glesser
2006/0143929 A1 7/2006 Lake

2006/0179665 A1 8/2006 Aston, III
2010/0325901 A1 12/2010 Catalano et al.
2012/0079725 A1 4/2012 Hatch et al.

* cited by examiner

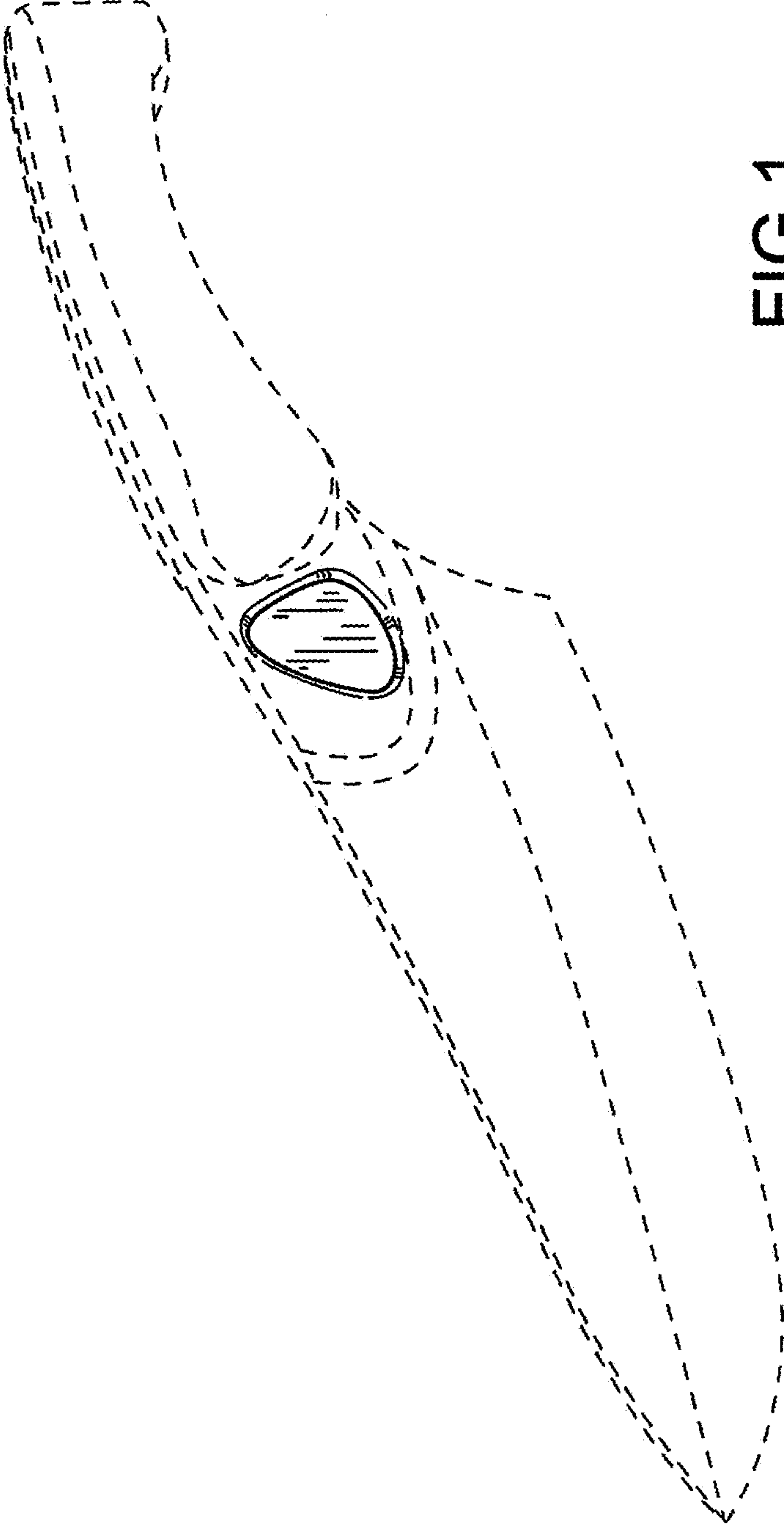


FIG.1

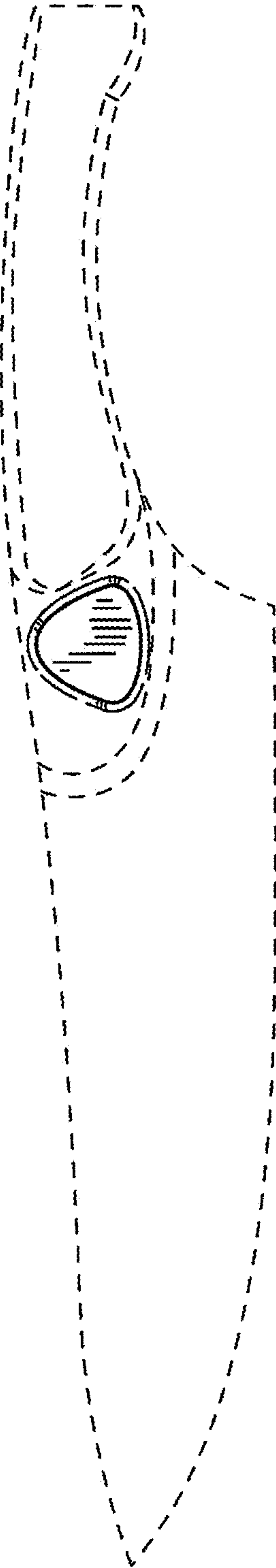


FIG.2

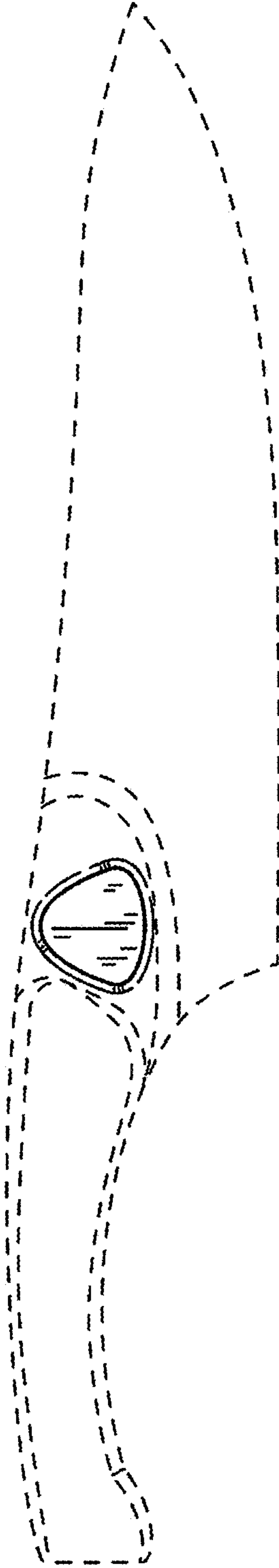


FIG.3