



US00D719391S

(12) **United States Design Patent**
De Pra

(10) **Patent No.:** **US D719,391 S**

(45) **Date of Patent:** **** Dec. 16, 2014**

(54) **COFFEE MAKER**

(71) Applicant: **Koninklijke Philips N.V.**, Eindhoven (NL)

(72) Inventor: **Dario De Pra**, Mirano (IT)

(73) Assignee: **Koninklijke Philips N.V.**, Eindhoven (NL)

(**) Term: **14 Years**

(21) Appl. No.: **29/458,113**

(22) Filed: **Jun. 17, 2013**

(30) **Foreign Application Priority Data**

Dec. 19, 2012 (EM) 002156331-0002

(51) **LOC (10) Cl.** **07-01**

(52) **U.S. Cl.**
USPC **D7/309; D7/311**

(58) **Field of Classification Search**
CPC A47J 31/44; A47J 31/42; A23F 5/26
USPC D7/306-311, 300; 99/305, 300, 293,
99/279, 290; D23/207, 209
See application file for complete search history.

(56) **References Cited**

U.S. PATENT DOCUMENTS

D381,237 S * 7/1997 De'Longhi D7/309
D453,655 S * 2/2002 Powell et al. D7/306
D523,279 S * 6/2006 Zemp D7/309
D570,636 S * 6/2008 Kulujian et al. D7/306

D584,096 S * 1/2009 Lutz D7/307
D586,604 S * 2/2009 Buttler D7/309
D587,511 S * 3/2009 Buttler D7/309
D595,991 S * 7/2009 Zimmerman D7/307
D598,693 S * 8/2009 Kindler et al. D7/309
D610,389 S * 2/2010 Borin et al. D7/309
D611,289 S * 3/2010 de Visser D7/309
D623,462 S * 9/2010 Ashbridge D7/306
D638,650 S * 5/2011 Galeazzi D7/309
D645,289 S * 9/2011 Lenzi D7/309
D646,109 S * 10/2011 Zoppellari D7/309
D647,356 S * 10/2011 De' Longhi D7/309
D648,972 S * 11/2011 Buttler D7/309
D674,231 S * 1/2013 Wilder et al. D7/306
D675,054 S * 1/2013 Agostini et al. D7/309
D689,321 S * 9/2013 Nett et al. D7/309
D697,356 S * 1/2014 Choi D7/305
D701,071 S * 3/2014 Buttler D7/306

* cited by examiner

Primary Examiner — Marianne Pandozzi

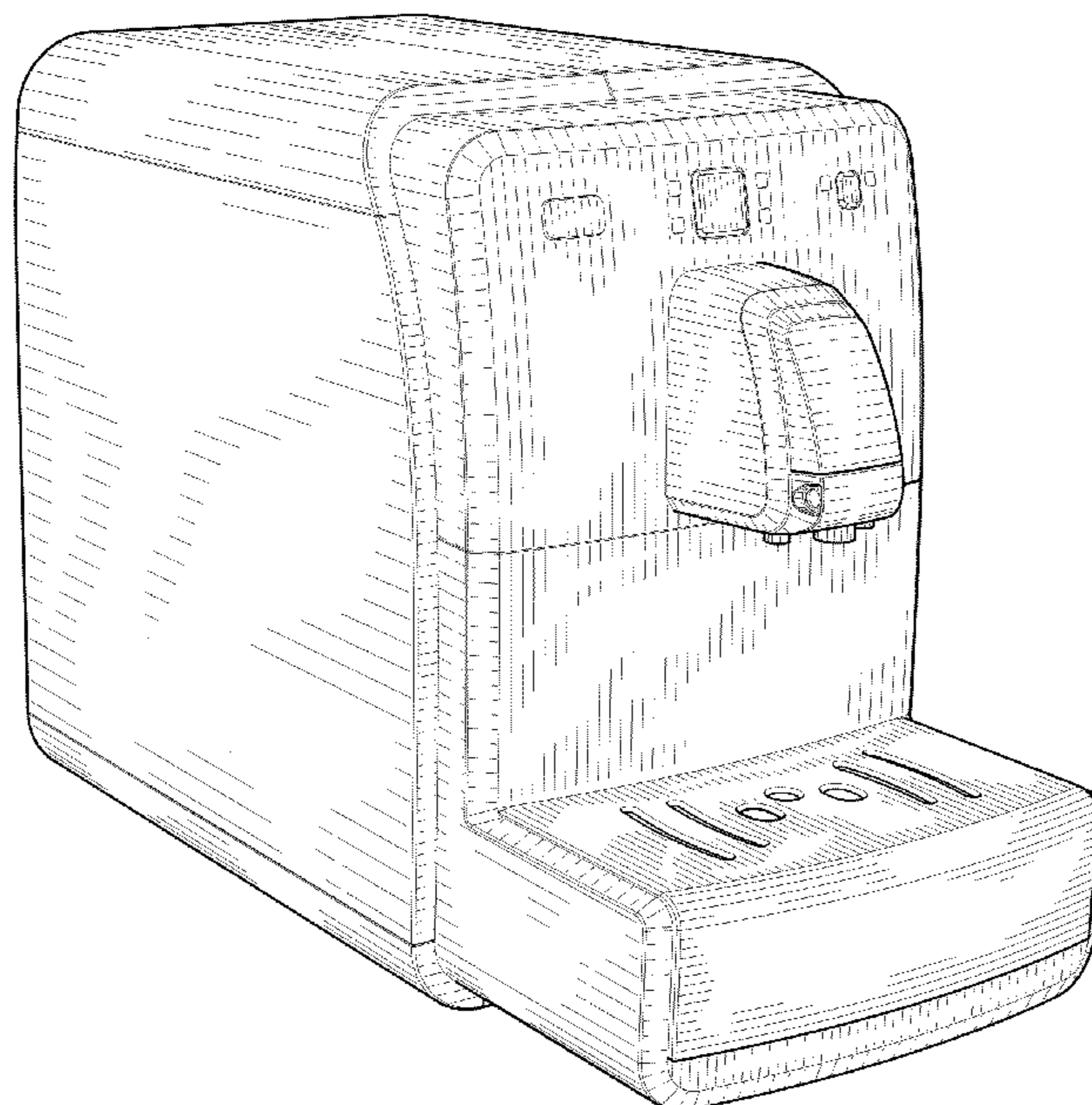
(57) **CLAIM**

The ornamental design for a coffee maker, as shown.

DESCRIPTION

FIG. 1 is a perspective view showing my design;
FIG. 2 is a front elevational view thereof;
FIG. 3 is a rear elevational view thereof;
FIG. 4 is a right side elevational view thereof;
FIG. 5 is a left side elevational view thereof;
FIG. 6 is a top plan view thereof; and,
FIG. 7 is a bottom plan view thereof.

1 Claim, 7 Drawing Sheets



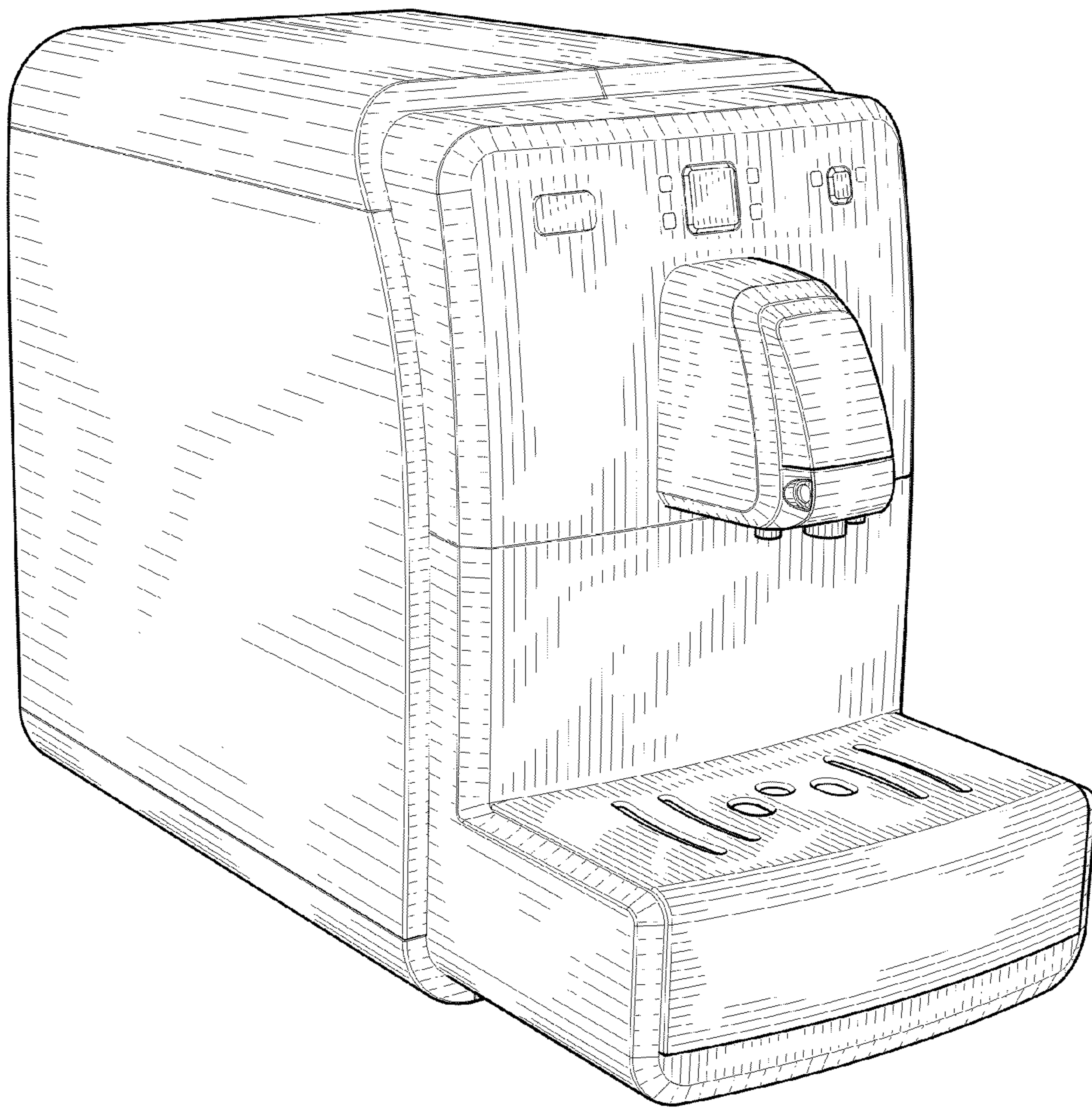


FIG. 1

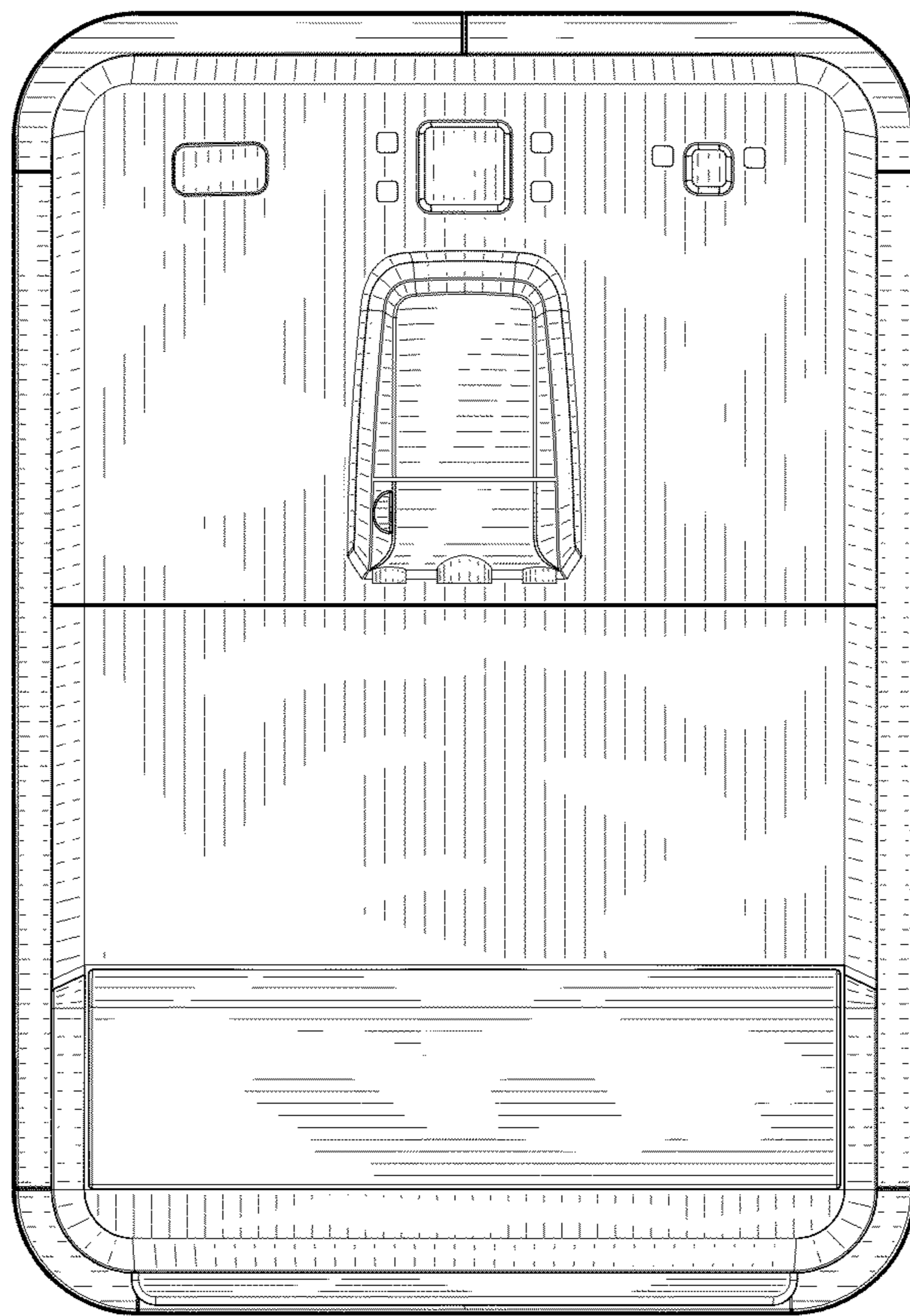


FIG. 2




FIG. 3

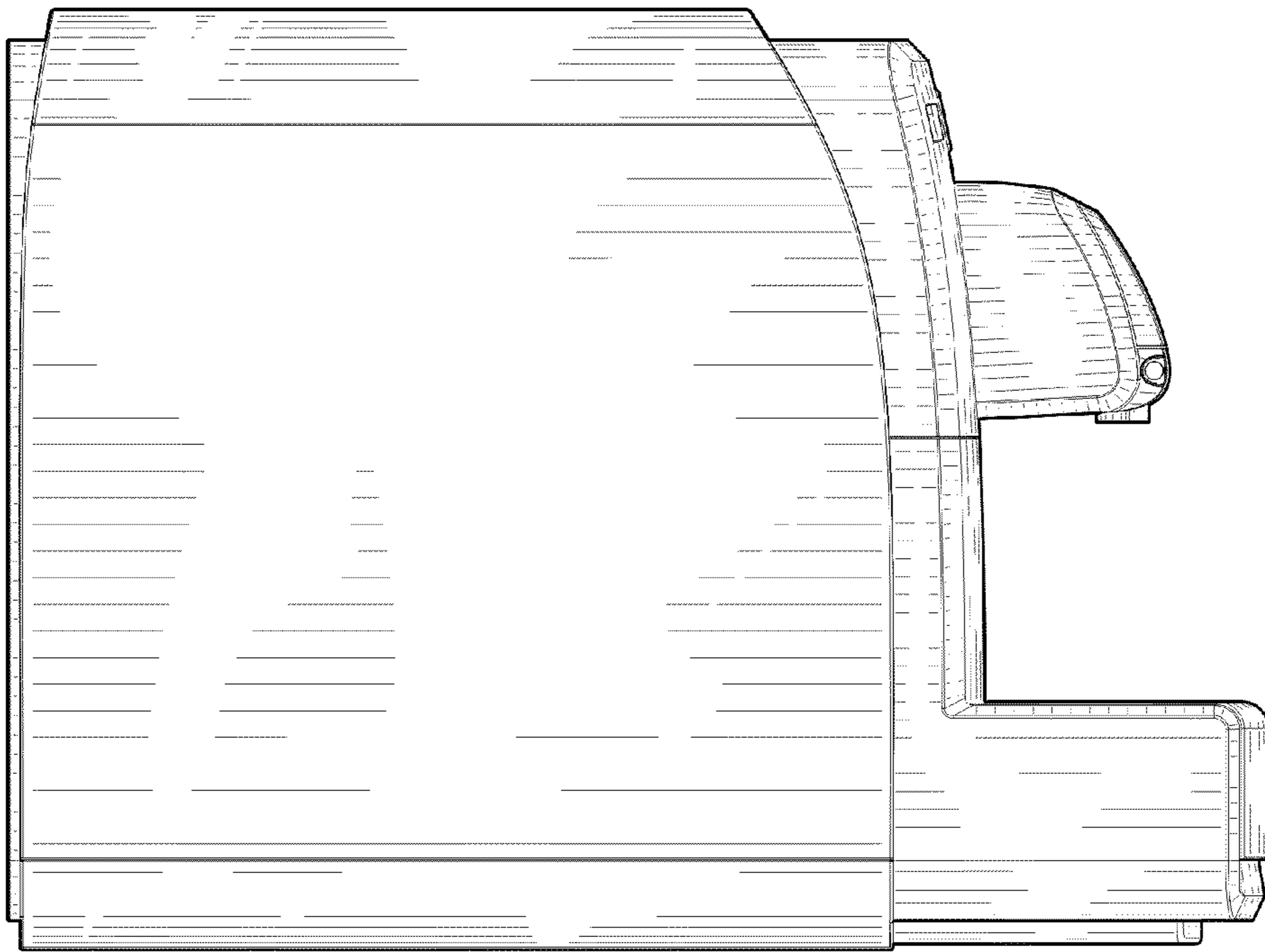


FIG. 4




FIG. 5

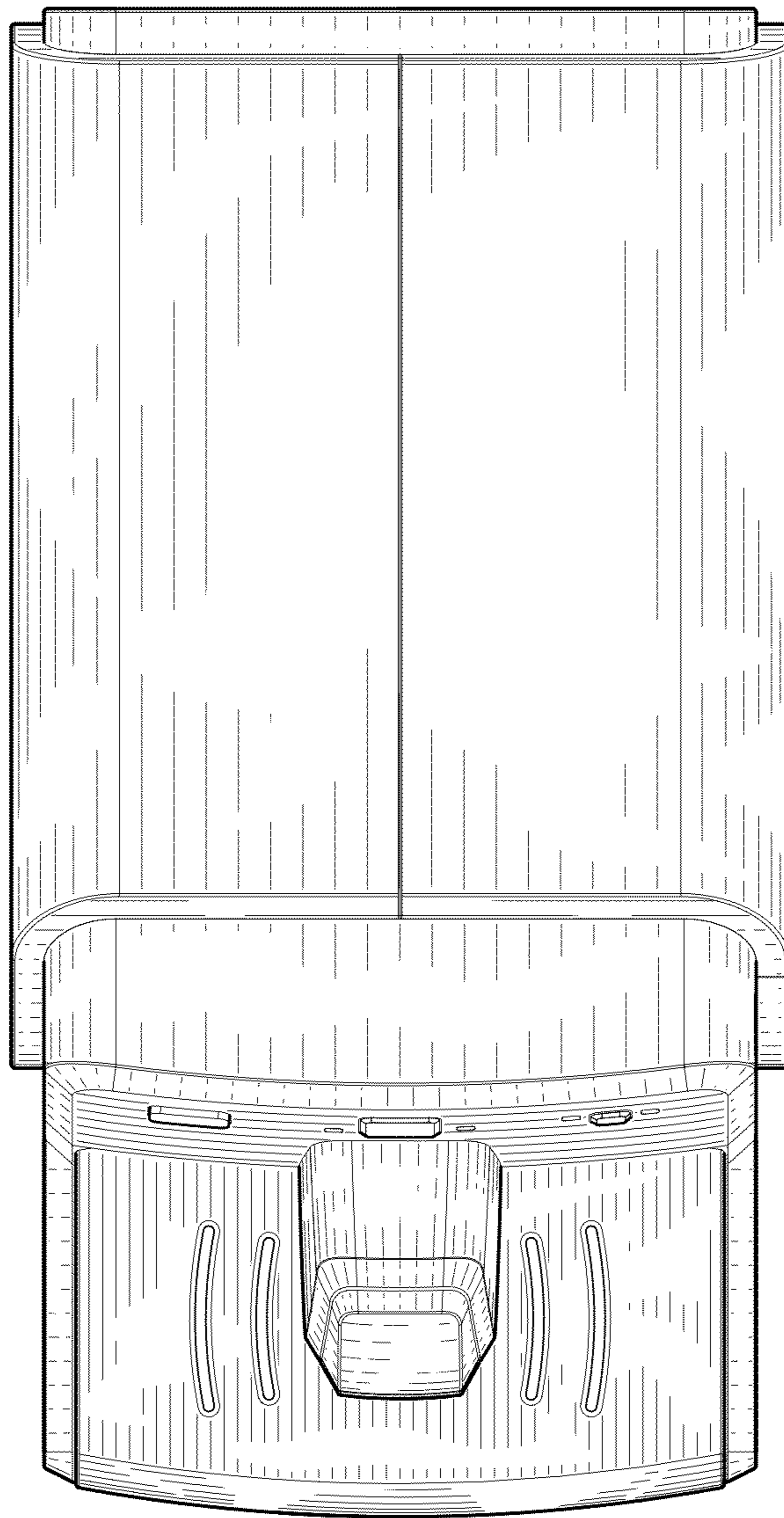


FIG. 6




FIG. 7