



US00D719388S

(12) **United States Design Patent**
Ecseri

(10) **Patent No.:** **US D719,388 S**

(45) **Date of Patent:** **** Dec. 16, 2014**

(54) **DRINKING STRAW**

(76) Inventor: **Ferenc Ecseri**, Cegléd (HU)

(**) Term: **14 Years**

(21) Appl. No.: **29/411,806**

(22) Filed: **Jan. 26, 2012**

(30) **Foreign Application Priority Data**

Jul. 27, 2011 (EM) 001897190-0001

(51) **LOC (10) Cl.** **07-06**

(52) **U.S. Cl.**
USPC **D7/300.2**

(58) **Field of Classification Search**
USPC D7/300.2; D24/108, 112; 215/229, 388,
215/389; 239/16, 24, 33; 604/35; 433/91,
433/96

See application file for complete search history.

(56) **References Cited**

U.S. PATENT DOCUMENTS

2,436,505	A *	2/1948	Du Rall	604/77
2,901,357	A *	8/1959	Epstein	426/85
3,520,963	A *	7/1970	Allseits et al.	264/519
D317,543	S *	6/1991	Small	D7/300.2
6,482,451	B1 *	11/2002	Baron	426/85
6,638,549	B1 *	10/2003	Lloyd	426/115
D487,375	S *	3/2004	Bengtsson et al.	D7/300.2
D578,333	S *	10/2008	Baron	D7/300.2
D602,726	S *	10/2009	Baron	D7/300.2
2006/0027675	A1 *	2/2006	Takeda	239/33
2009/0041904	A1 *	2/2009	Baron	426/85
2011/0024451	A1 *	2/2011	West et al.	222/95
2012/0056008	A1 *	3/2012	Claessens	239/33

2012/0228400	A1 *	9/2012	Baron	239/33
2013/0270357	A1 *	10/2013	Anderson	239/33
2014/0017360	A1 *	1/2014	Ecseri et al.	426/85

OTHER PUBLICATIONS

The Johns Family blog, announced Mar. 16, 2012, [online], [site visited Apr. 12, 2014]. Available from Internet, <URL: <http://gret-tajohns.blogspot.com/2012/03/magic-milk-straws.html>>.*

Magic Straws Slurp Up Growth, announced Jun. 21, 2013, [online], [site visited Apr. 12, 2014]. Available from Internet, <URL: <http://www.bizjournals.com/twincities/news/2013/06/21/magic-straws-slurping-upgrowth> . . .>.*

* cited by examiner

Primary Examiner — Eric Goodman

Assistant Examiner — Jennifer Watkins

(74) *Attorney, Agent, or Firm* — Louis Ventre, Jr.

(57) **CLAIM**

The ornamental design for a drinking straw, as shown and described.

DESCRIPTION

FIG. 1 is a left-side perspective view of a drinking straw showing my new design;

FIG. 2 is a front perspective view thereof;

FIG. 3 is a top end view thereof;

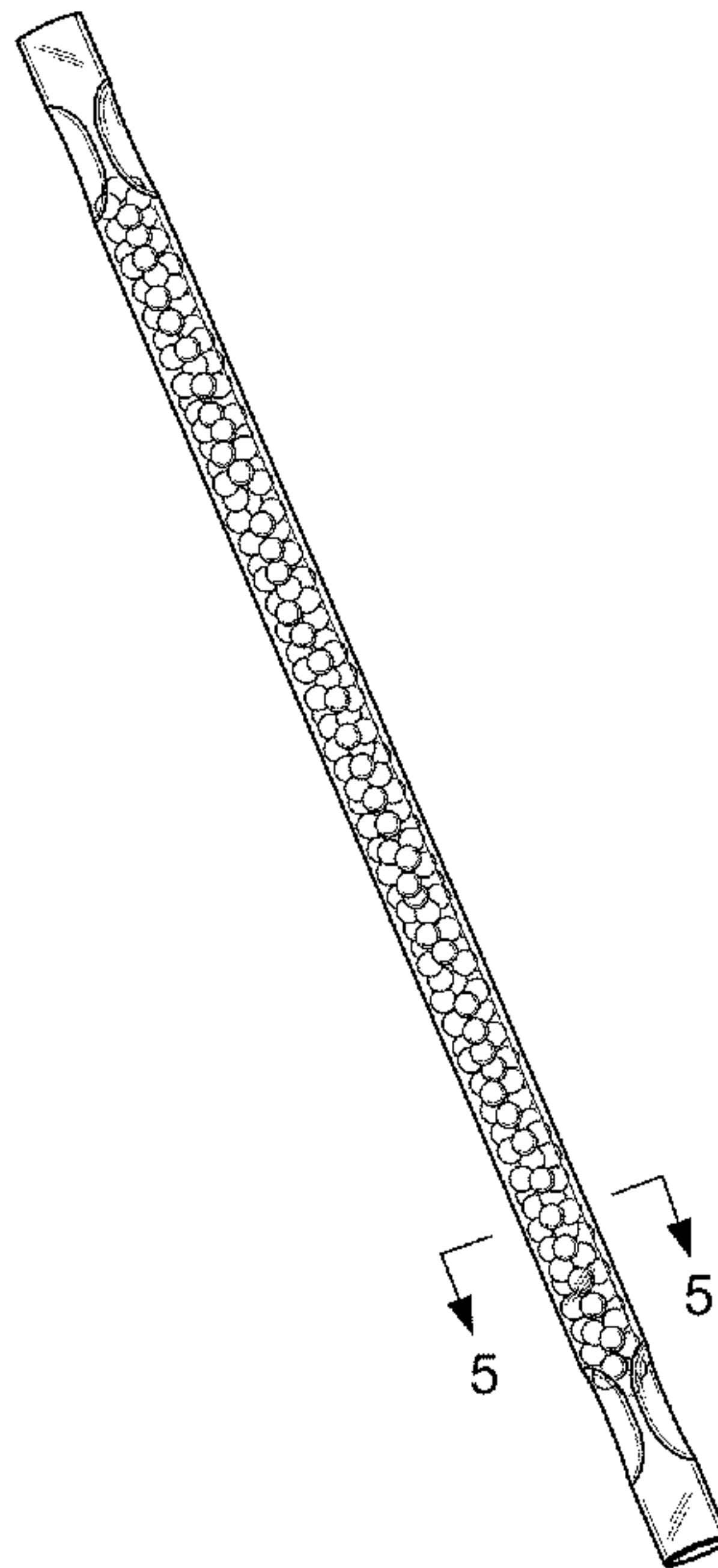
FIG. 4 is a left-side elevation view thereof;

FIG. 5 is a left-side partial view taken along line 5-5 of FIG. 1; and,

FIG. 6 is a front partial view taken along line 6-6 of FIG. 2.

The right-side perspective view is a mirror image of the left-side. The rear perspective view thereof is a mirror image of the front perspective view. The bottom end view thereof is a mirror image of the top end view.

1 Claim, 3 Drawing Sheets



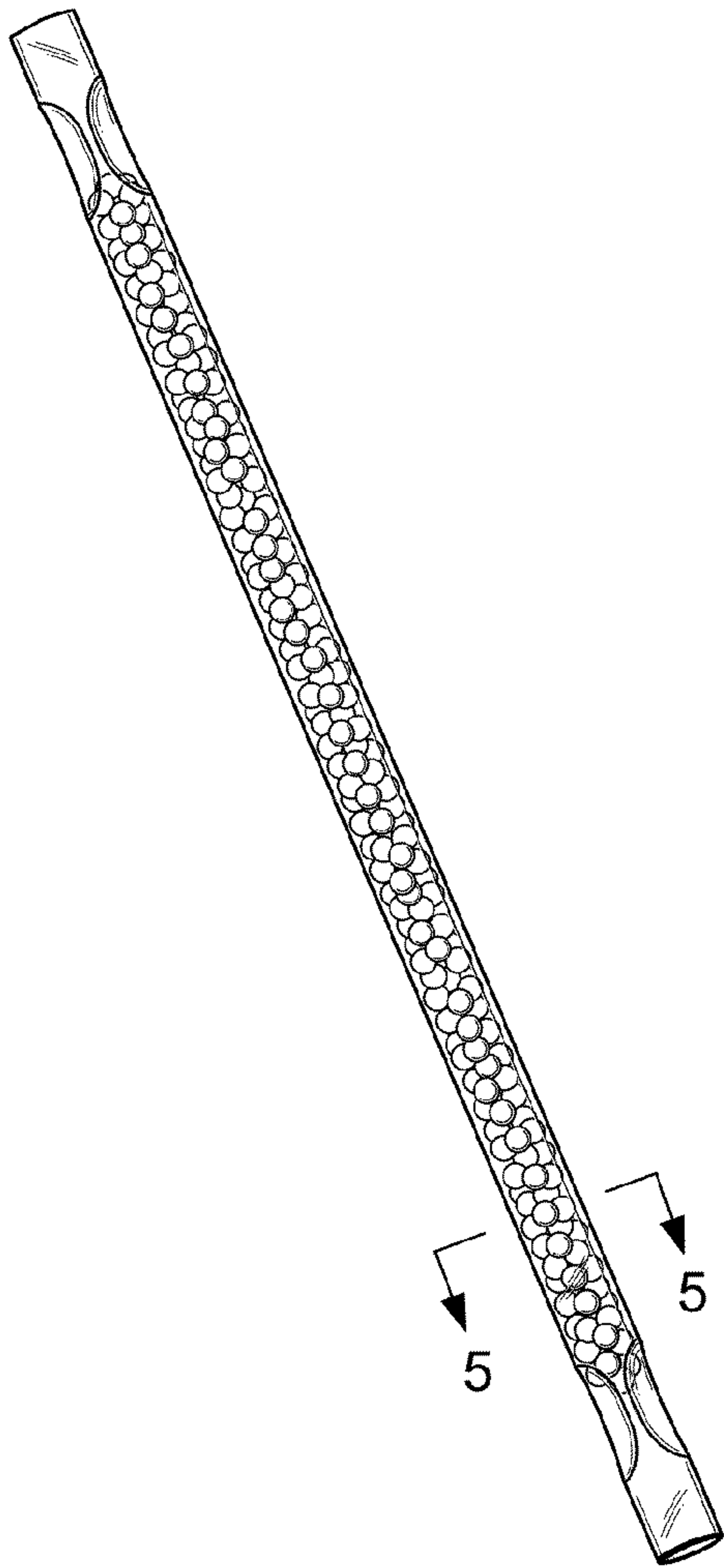


FIG. 1

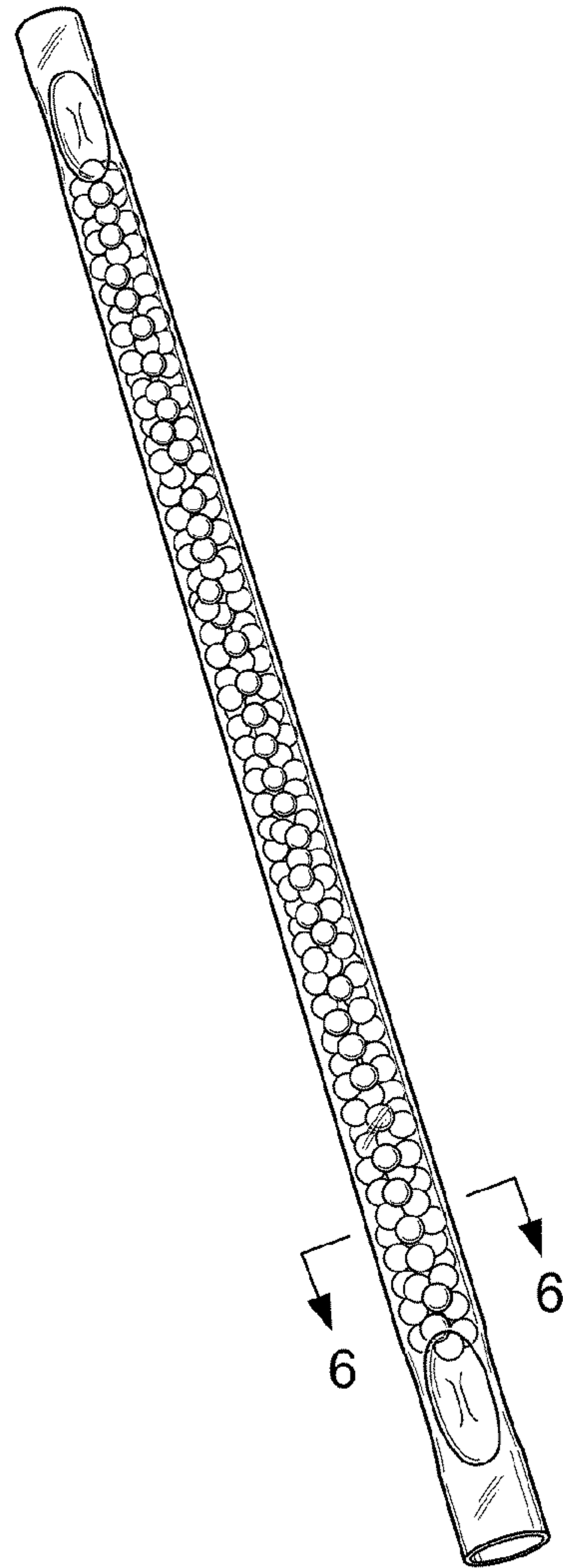


FIG. 2

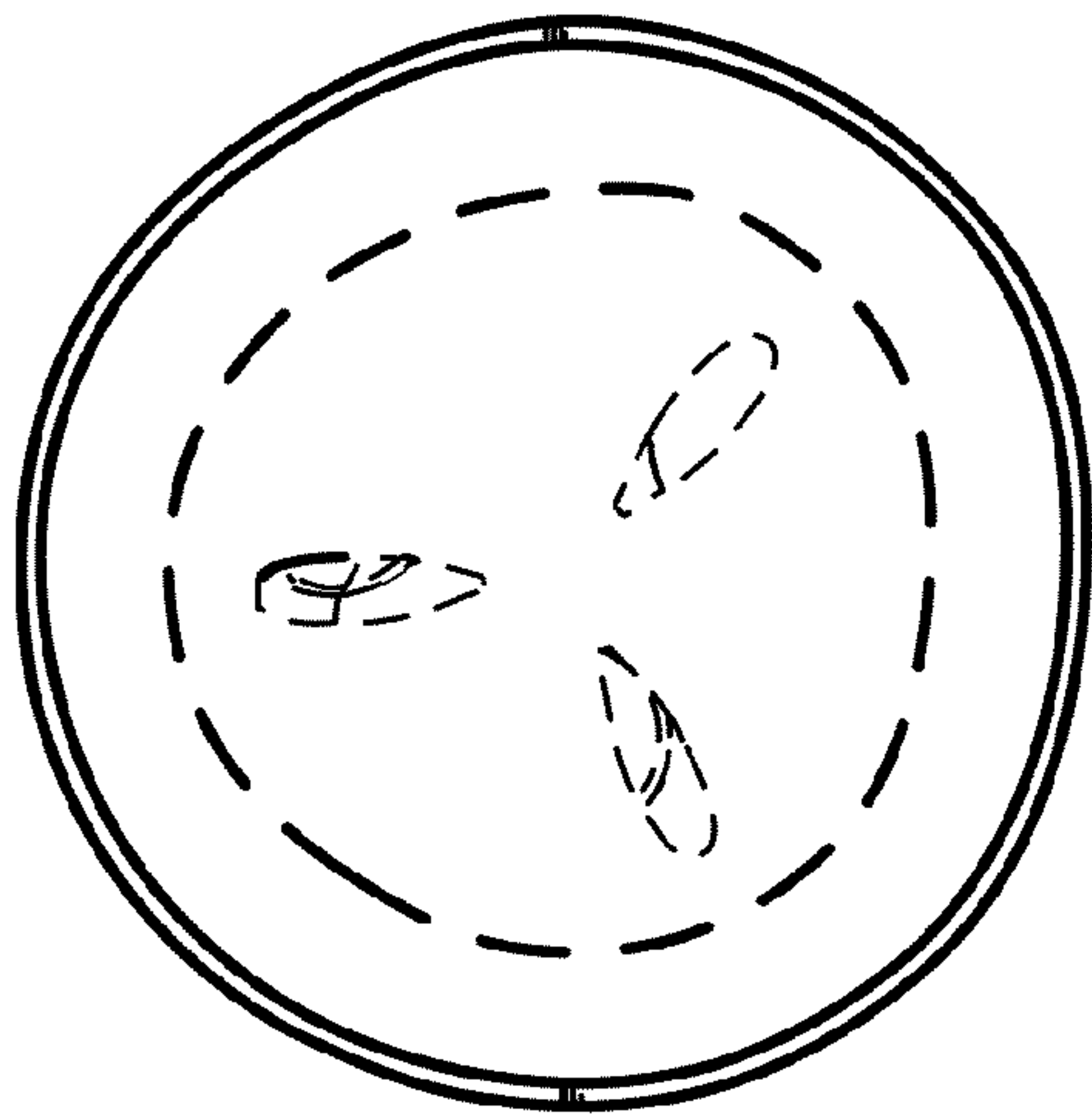


FIG. 3

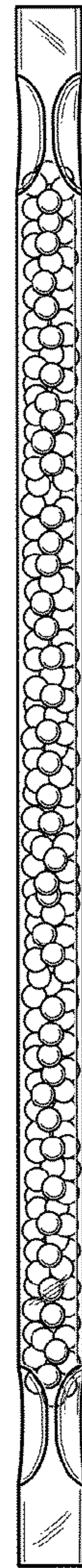


FIG. 4




FIG. 5




FIG. 6